

Driver: \_\_\_\_\_ Track: \_\_\_\_\_ Event: \_\_\_\_\_  
 Date: \_\_\_\_\_ Qualifying: \_\_\_\_\_ Final: \_\_\_\_\_ Best Lap: \_\_\_\_\_

### TRACK TYPE

Grip Level High  Medium  Low   
 Type Tight  Open  Mixed   
 Condition Flat  Bumpy   
 Surface Tarmac (Asphalt)  Carpet   
 Track Temp \_\_\_\_\_ °C  
 Weather \_\_\_\_\_

Notes

### TYRES

Side Wall Glue Height Ø \_\_\_\_\_ mm

Tyres \_\_\_\_\_  
 Cleaner \_\_\_\_\_  
 Additive \_\_\_\_\_ Wet on track   
 Additive Time Front: \_\_\_\_\_ mins Rear: \_\_\_\_\_ mins  
 Heating Time Front: \_\_\_\_\_ mins Rear: \_\_\_\_\_ mins  
 Heating Temp Front: \_\_\_\_\_ °C Rear: \_\_\_\_\_ °C

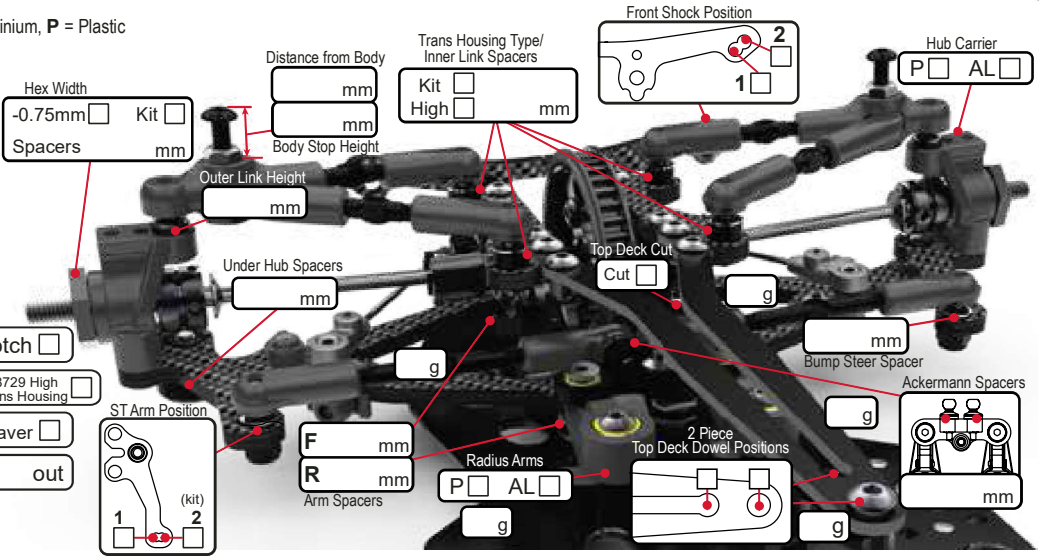
Notes

### FRONT

KEY: CF = Carbon Fibre, AL = Aluminium, P = Plastic  
 F = Front, R = Rear

Ride Height \_\_\_\_\_ mm  
 Camber \_\_\_\_\_ deg  
 Droop \_\_\_\_\_ mm  
 Castor \_\_\_\_\_ deg  
 Toe \_\_\_\_\_ deg  
 Anti Roll Bar 1.1  1.2  1.3  1.4   
 Upper Link Mount 0 Notch  1 Notch   
 Spool Height ↑  ↓  U8777 +0.5mm Alloy Eccentric  U8729 High Trans Housing   
 Servo Horn Height \_\_\_\_\_ mm Saver   
 Steering Travel \_\_\_\_\_ in \_\_\_\_\_ out

Notes

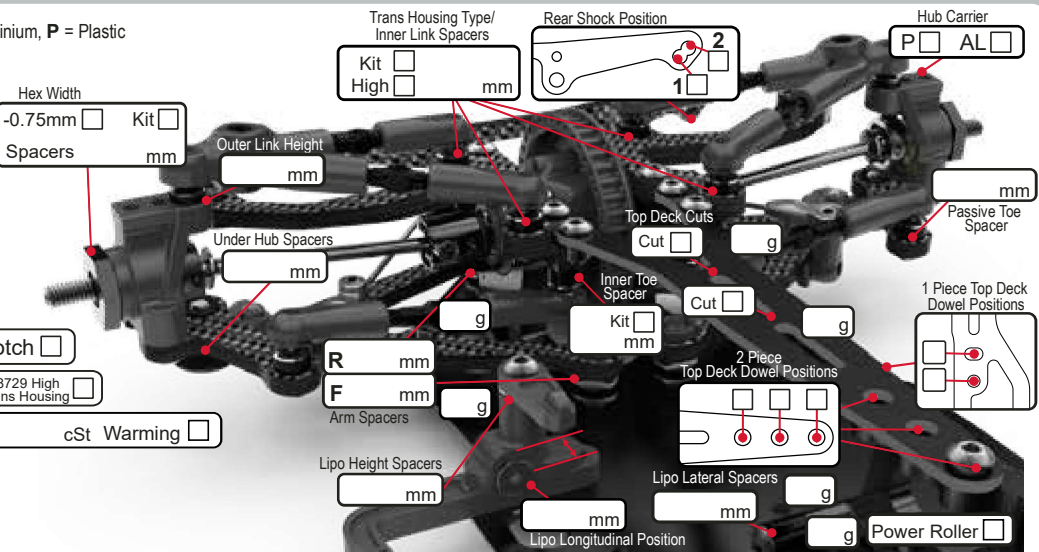


### REAR



KEY: CF = Carbon Fibre, AL = Aluminium, P = Plastic  
 F = Front, R = Rear

Ride Height \_\_\_\_\_ mm  
 Camber \_\_\_\_\_ deg  
 Droop \_\_\_\_\_ mm  
 Castor \_\_\_\_\_ deg  
 Toe \_\_\_\_\_ deg  
 Anti Roll Bar 1.1  1.2  1.3  1.4   
 Upper Link Mount 0 Notch  1 Notch   
 Diff Height ↑  ↓  U8777 +0.5mm Alloy Eccentric  U8729 High Trans Housing   
 Diff Setting Diff Checker # \_\_\_\_\_ cSt Warming

Notes




### BODYSHELL

Body \_\_\_\_\_  
 Wing \_\_\_\_\_  
 Wing Height \_\_\_\_\_ mm  
 Splitter Height \_\_\_\_\_ mm  
 Body Weight \_\_\_\_\_ g  
 Body Offset Fwrd \_\_\_\_\_ mm  
 Wing Offset Rwrd \_\_\_\_\_ mm  
 Wing End Plates   
 Front Post 1dot  2dot  3dot  Pin Hole    
 Rear Post 1dot  2dot  3dot  Pin Hole  

Notes

### CHASSIS

Chassis AL  CF   
 Top Deck Options  
 CF 1 Piece 2mm   
 Front 2 Piece \_\_\_\_\_ Rear 2 Piece \_\_\_\_\_  
 S2 1.6  S2 1.6   
 C/F 1.6  C/F 1.6   
 C/F 2.0  C/F 2.0   
 T-Brace  PTFE Tape   
 Motor Mount Screws  
  
 Total Weight \_\_\_\_\_ g  
 Weight Distribution  
 Front: \_\_\_\_\_ : Rear \_\_\_\_\_

### ELECTRONICS

E.S.C. \_\_\_\_\_ + \_\_\_\_\_ g  
 Servo \_\_\_\_\_  
 Receiver \_\_\_\_\_ + \_\_\_\_\_ g  
 Battery \_\_\_\_\_ + \_\_\_\_\_ g  
 Motor \_\_\_\_\_ Spacers \_\_\_\_\_ mm  
 Rotor Dia. \_\_\_\_\_ mm  
 Timing \_\_\_\_\_ deg  
 Gear Pitch 48  64   
 Pinion \_\_\_\_\_ t  
 Spur \_\_\_\_\_ t  
 Ratio \_\_\_\_\_

### SHOCKS

KEY: x = Stroke, e = external

	FRONT	REAR
Spring		
Oil	cSt	cSt
Piston		
Length (x)	mm	mm
Rebound	mm	mm
Limiters (e)	mm	mm
Body	Kit <input type="checkbox"/> Kashima Coated <input type="checkbox"/>	

Notes