Driver Details

Driver
Date
Event/Track
Weather
Result
Fastest Lap Time

Chassis & Electrics

Bodyshell
Rear Wing Height mm
E.S.C
Servo
Receiver
Battery

Track Conditions

Grip Level	☐Low	☐Medium	☐High
Type	☐Tight	☐Mixed	☐Open
Composition	☐Carpet	☐Tarmac	
Surface	☐Bumpy	☐Smooth	
Air Temperature		☐°C/☐°F	
Environment	☐Indoor	☐Outdoor	
Track Dimensions			

Motor & Gearing

Motor
Timing °
Spur Size
Pinion Size
Rollout mm/rev

Tyres & Additive

Compound	Front		Rear	
Diameter	Front		Rear	
Tyre Additive	Front		Rear	
Additive Time	Front	min	Rear	min
Additive Coverage	Front		Rear	
Sidewall Glue	Front		Rear	

Front

Ride Height mm
Caster ° - Spacer: A(Rear) mm - B (Front) mm
Droop mm Droop Spacers mm
Camber °
Toe °
Inside Wheel Lock Angle °
Outside Wheel Lock Angle °
Body Post Pin Height Hole Hanger Dot Number
Front Springs ☐Black ☐Silver ☐Gold ☐White(Kit) ☐
Front Damping Oil
Bump Steer Spacer mm

Middle

LiPo Position ☐1 ☐2 ☐3 ☐4
Centre Damping Oil
Speed Secret Alloy Pivot Height Adjustment ☐Kit ☐Alloy mm
Side Springs ☐Black(Kit) ☐Silver ☐Gold ☐Nickel
☐Red Dot ☐Black Ultra ☐
Side Damping Oil
Topdeck Option ☐2.0mm ☐A ☐B ☐C ☐D

Rear

Ride Height mm - Insert - Axle ☐Low ☐High
Droop mm
Anti Squat mm
Axle ☐Spool Axle ☐Ball Differential - Preload °
Track Width mm
Axle Width Spacers Left mm - Right mm
Rear Spring ☐Black ☐Silver ☐Gold ☐Nickel
☐Red Dot (Kit) ☐Black Ultra ☐
Body Post Pin Height Hole Hanger Dot Number
Motor Spacing mm

Notes

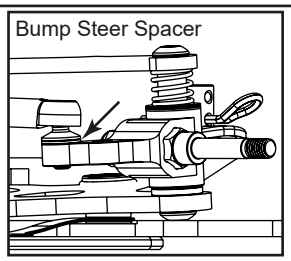

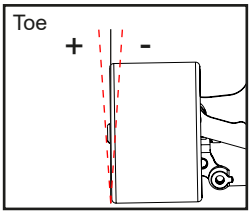

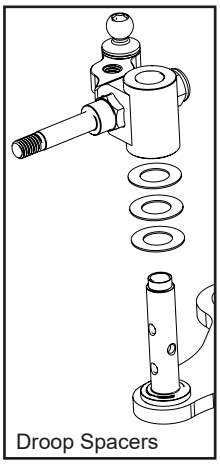

Arn0

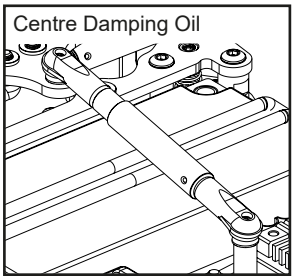

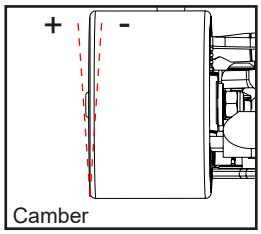

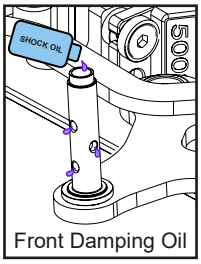

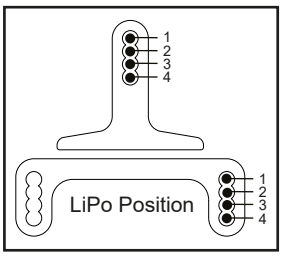

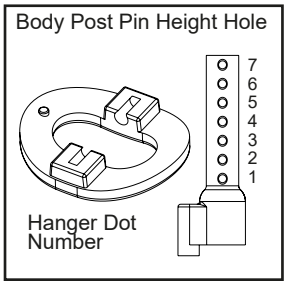

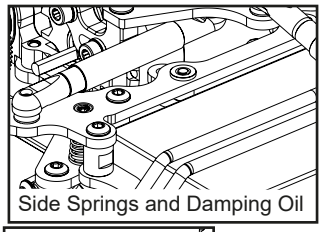

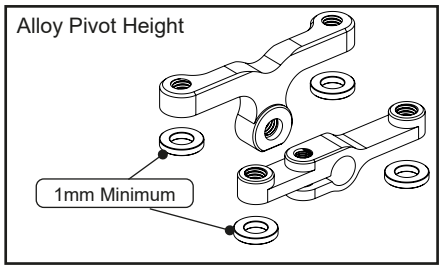

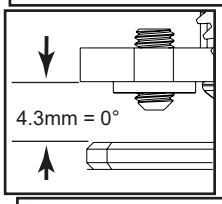
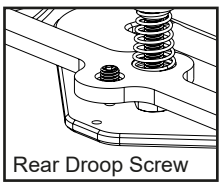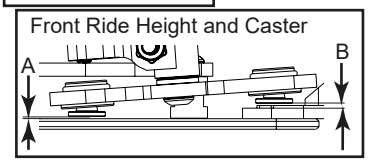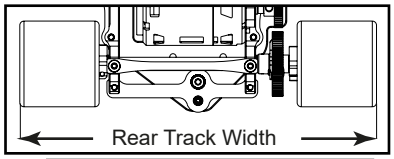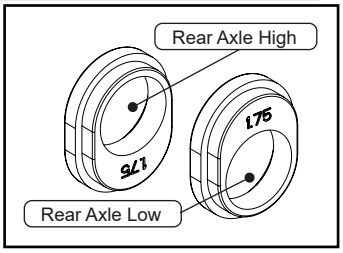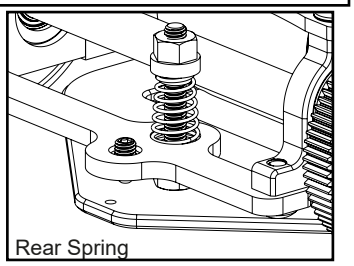
Topdeck Options
A - Topdecks removed.
B - Front screws removed only.
C - Middle screws removed only.
D - All screws in place.