

Driver Details

Name
Date
Event / Track
Weather
Result
Fastest Lap Time

Chassis and Electrics

Bodyshell
Rear Wing Height mm
E.S.C
Servo
Receiver
LiPo

Track Conditions

Grip Level High ☐ Medium ☐ Low ☐
Type Tight ☐ Open ☐ Mixed ☐
Surface Carpet ☐ Tarmac ☐
Condition Smooth ☐ Bumpy ☐
Air Temperature °C °F
Venue Indoor ☐ Outdoor ☐

Track Dimensions

Motor and Gearing

Motor
Timing Deg
Spur Size
Pinion Size
Rollout mm/rev

Tyres and Additive

Compound Front Rear
Diameter Front mm Rear mm
Tyre Additive Front Rear
Additive Time Front Minutes Rear Minutes
Additive Coverage Front Rear
Sidewall Glue Front Rear

Front

Front Ride Height mm
Caster Deg - Spacer A(Rear) mm - Spacer B (Front) mm
Droop mm Droop Spacers mm
Camber Deg
Toe Deg
Inside Wheel Lock Angle Deg
Outside Wheel Lock Angle Deg
Body Post Pin Height Hole Hanger Dot Number
Front Springs ☐ Black ☐ Silver ☐ Gold ☐ White(Kit)
Front Damping Oil cSt
Bump Steer Spacer mm

Middle

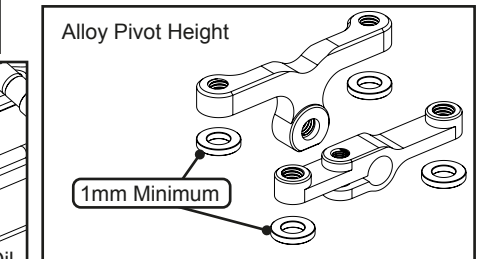
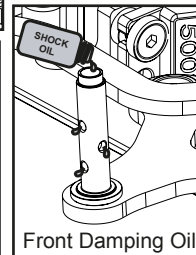
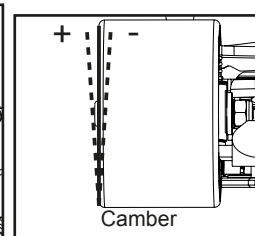
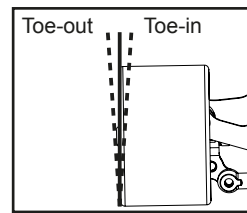
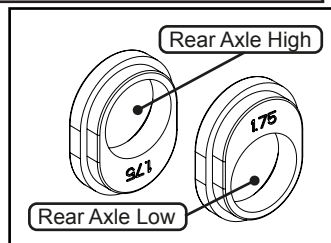
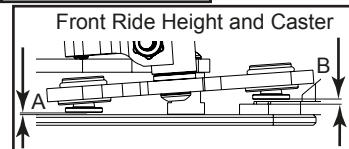
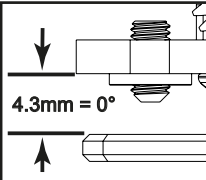
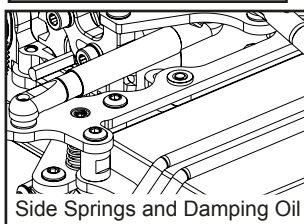
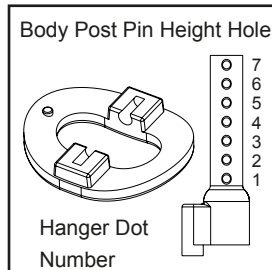
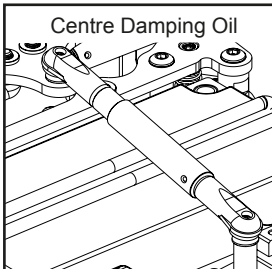
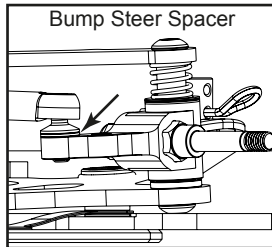
LiPo Position ☐ 1 ☐ 2 ☐ 3 ☐ 4
Centre Damping Oil cSt
Speed Secret Alloy Pivot Height Adjustment ☐ Alloy mm ☐ Kit
Side Springs ☐ Black(Kit) ☐ Silver ☐ Gold
☐ Nickel ☐ Red Dot ☐ Black Ultra
Side Damping Oil cSt
Topdeck Option 2.0mm ☐ ☐ A ☐ B ☐ C ☐ D

Rear

Rear Ride Height mm - Insert - Axle ☐ Low ☐ High
Droop mm
Anti Squat mm
Rear Axle ☐ Spool Axle ☐ Ball Differential - Preload Deg
Rear Track Width mm
Rear Axle Width Spacers Left mm - Right mm
Rear Spring ☐ Black ☐ Silver ☐ Gold
☐ Nickel ☐ Red Dot (Kit) ☐ Black Ultra
Body Post Pin Height Hole Hanger Dot Number
Motor Spacing mm

NOTES

ECLIPSE4
WORLD CLASS 1/12TH PRO LMP CHASSIS



Topdeck Options
A - Topdecks removed.
B - Front screws removed only.
C - Middle screws removed only.
D - All screws in place.

