

### Driver Details

Driver  
Date  
Event/Track  
Weather  
Result  
Fastest Lap Time

### Chassis & Electrics

Bodyshell  
Rear Wing Height mm  
E.S.C  
Servo  
Receiver  
Battery

### Track Conditions

Grip Level Low Medium High  
Type Tight Mixed Open  
Composition Carpet Tarmac  
Surface Bumpy Smooth  
Air Temperature °C/°F  
Environment Indoor Outdoor  
Track Dimensions

### Motor & Gearing

Motor  
Timing °  
Spur Size  
Pinion Size  
Rollout mm/rev

### Tyres & Additive

Compound	Front	Rear
Diameter	Front	Rear
Tyre Additive	Front	Rear
Additive Time	Front	min Rear
Additive Coverage	Front	Rear
Sidewall Glue	Front	Rear

### Front

Ride Height mm  
Caster ° - Spacer: A(Rear) mm - B (Front) mm  
Droop mm Droop Spacers mm  
Camber °  
Toe °  
Inside Wheel Lock Angle °  
Outside Wheel Lock Angle °  
Body Post Pin Height Hole Hanger Dot Number  
Front Springs Black Silver Gold White(Kit)   
Front Damping Oil  
Bump Steer Spacer mm

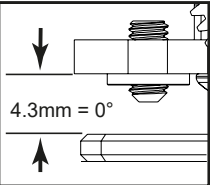
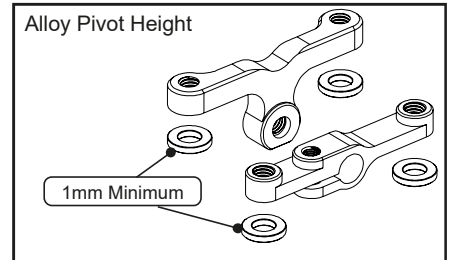
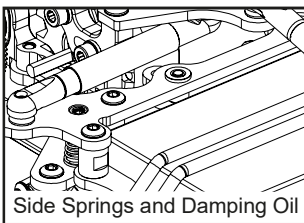
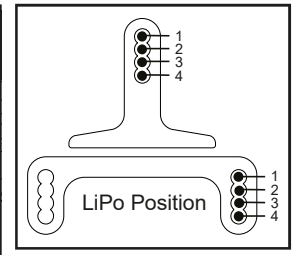
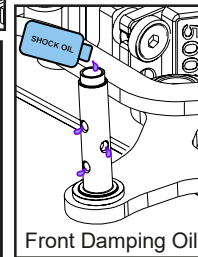
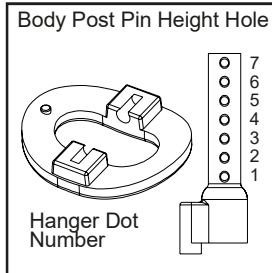
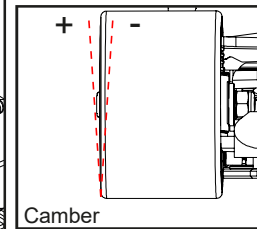
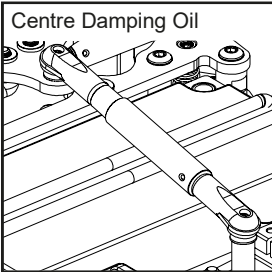
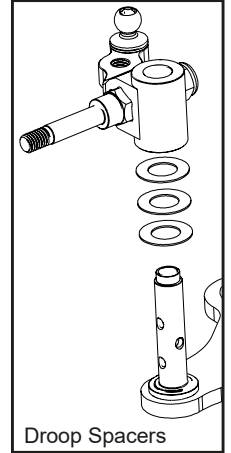
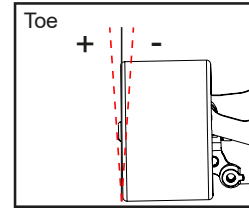
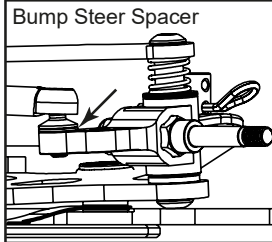
### Middle

LiPo Position 1 2 3 4  
Centre Damping Oil  
Speed Secret Alloy Pivot Height Adjustment Kit Alloy mm  
Side Springs Black(Kit) Silver Gold Nickel  
Red Dot Black Ultra   
Side Damping Oil  
Topdeck Option 2.0mm A B C D

### Rear

Ride Height mm - Insert - Axle Low High  
Droop mm  
Anti Squat mm  
Axle Spool Axle Ball Differential - Preload °  
Track Width mm  
Axle Width Spacers Left mm - Right mm  
Rear Spring Black Silver Gold Nickel  
Red Dot (Kit) Black Ultra   
Body Post Pin Height Hole Hanger Dot Number  
Motor Spacing mm

### Notes



**Topdeck Options**  
A - Topdecks removed.  
B - Front screws removed only.  
C - Middle screws removed only.  
D - All screws in place.

