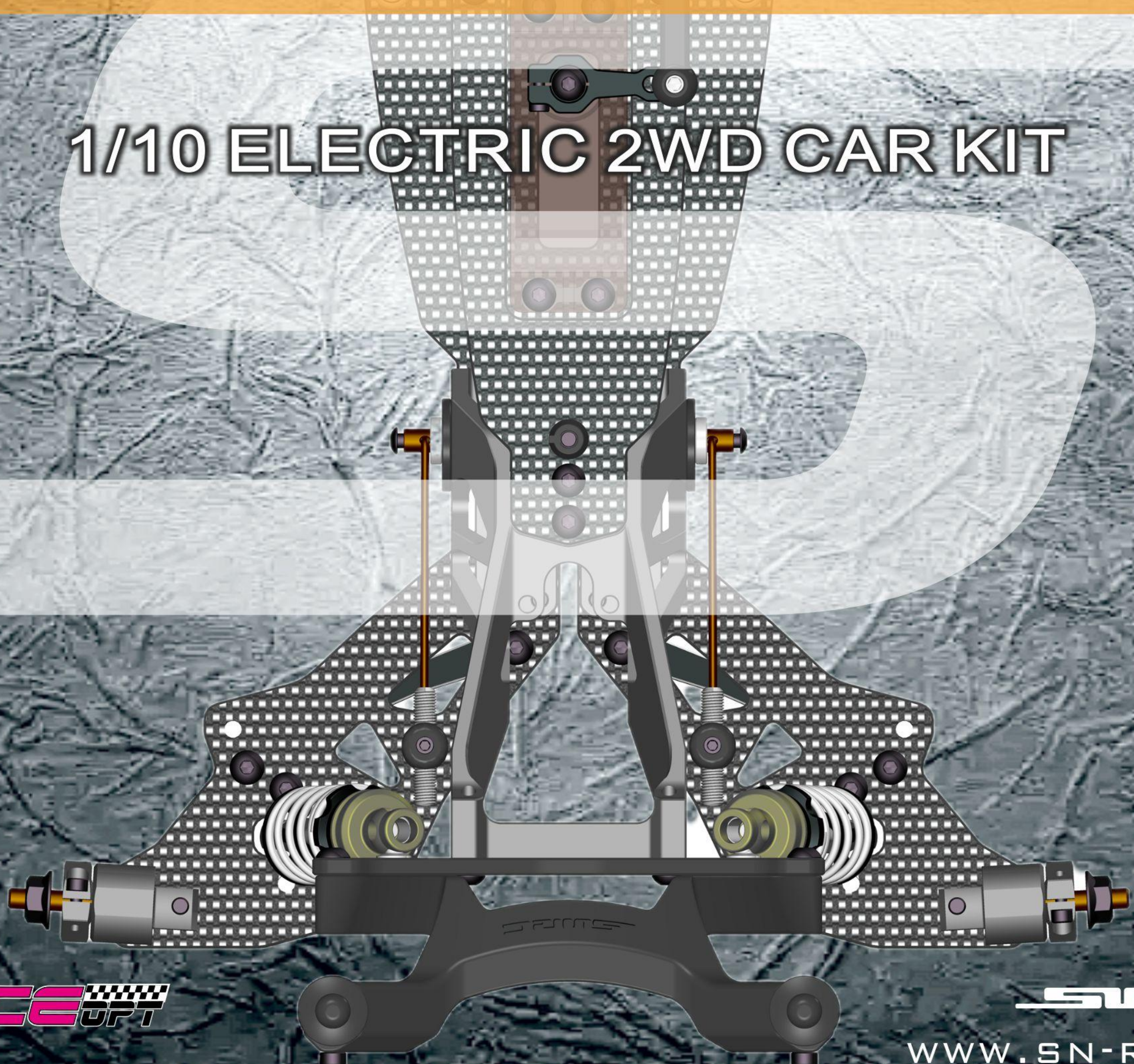
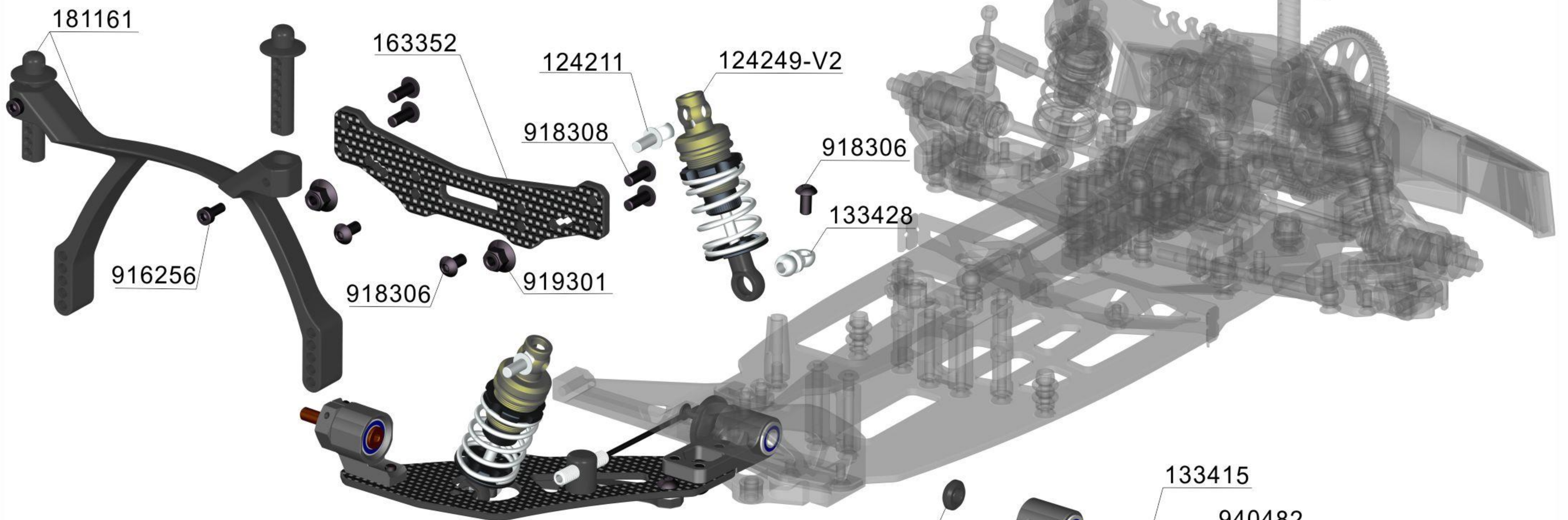
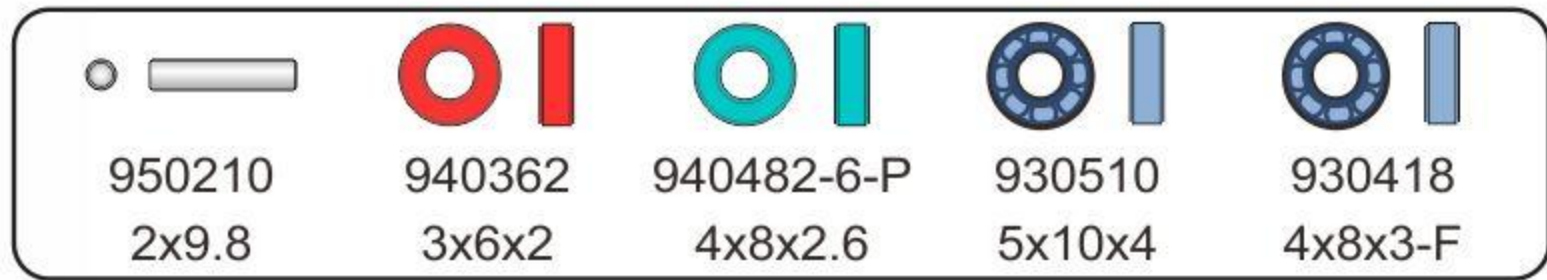
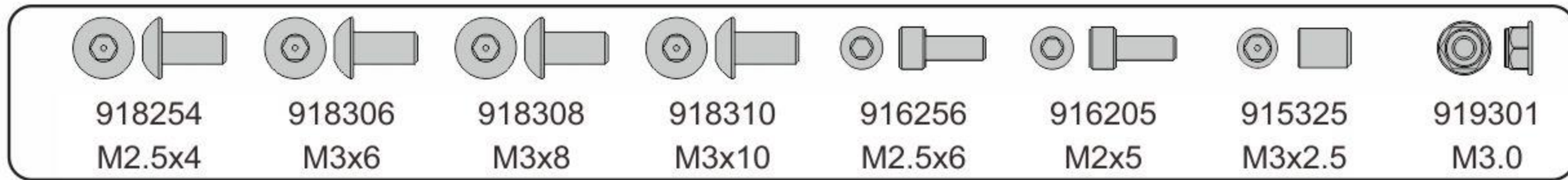


# DOLPHIN FFV4S

1/10 ELECTRIC 2WD CAR KIT

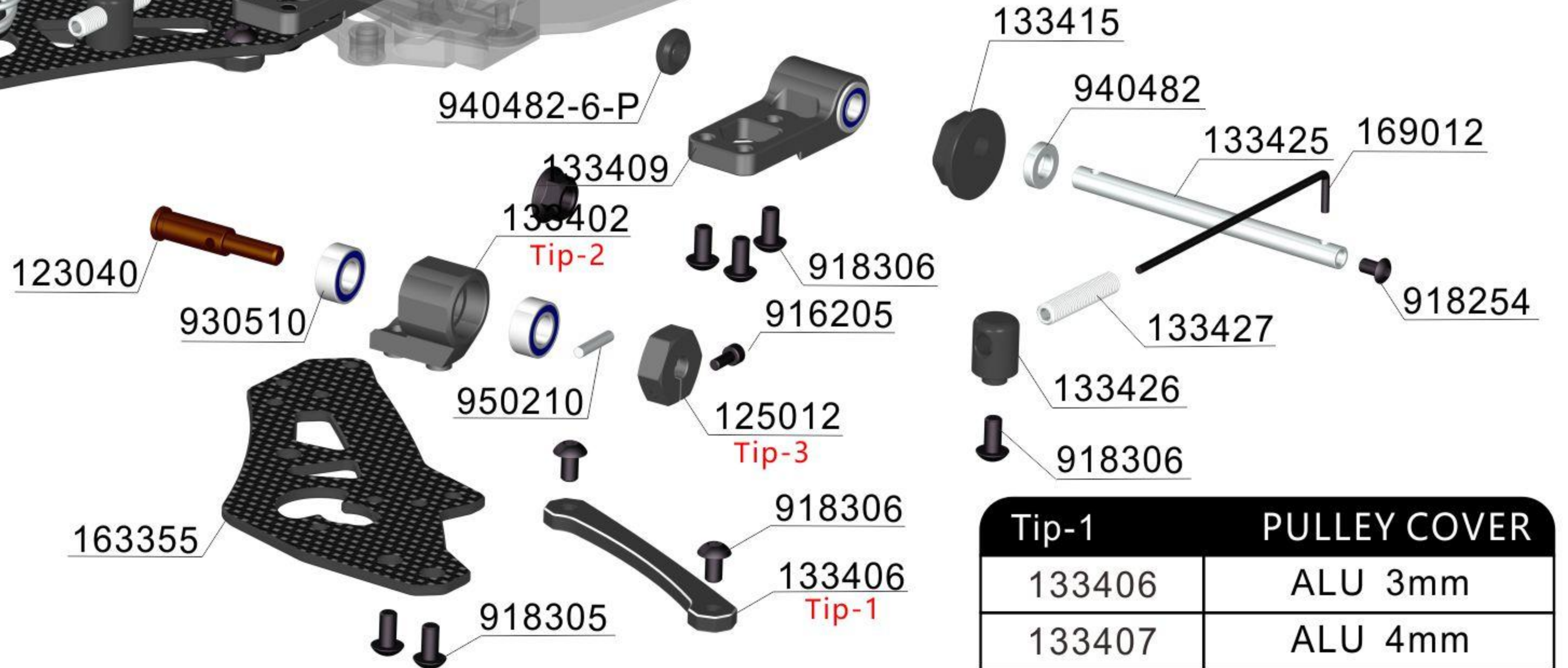


# FFV4 S



Tip-2	REAR WHEEL
133401	L/R 1°
133402	L/R 2°
133403	L/R 3°

Tip-3	WHEEL HUB
125012	ALU 5+0 mm
125012-1	ALU 5+1 mm
125012-2	ALU 5+2 mm
125012-3	ALU 5+3 mm
125012-4	ALU 5+4 mm



Tip-1	PULLEY COVER
133406	ALU 3mm
133407	ALU 4mm

124249-V2 MULTI-SEGMENT TYPE THROUGH SHOCK ABSORBER V2(12x49mm)

125012 OPTION ALU WHEEL HUB 12x5mm

123040 MOVING WHEEL AXLE 5.0mm

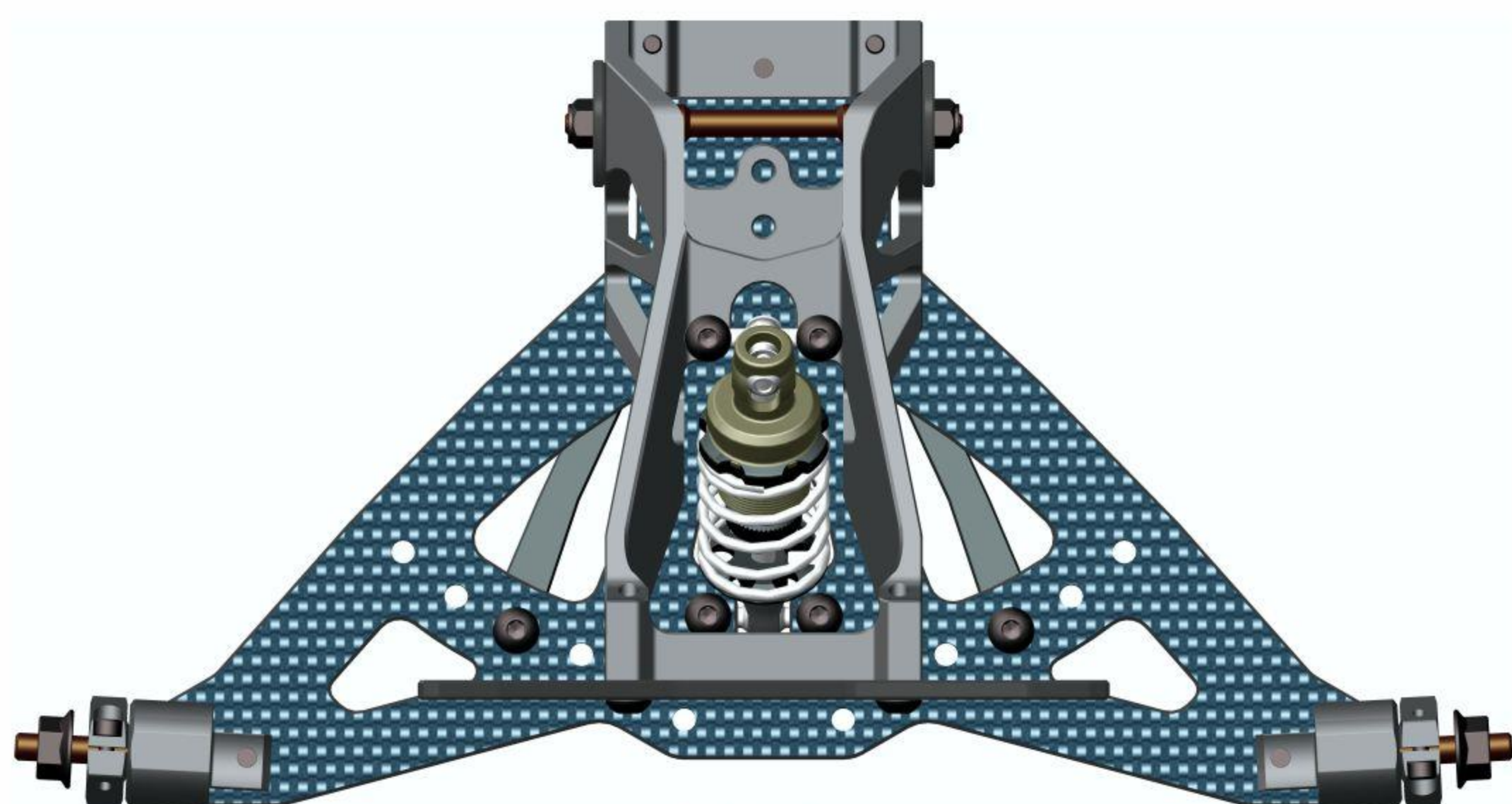
133402 REAR ARM UPRIGHT BLOCK (2 DEG) - FFV4

133425 BRIDGE TYPE ANTI-ROLL BAR SHAFT

133426 BRIDGE TYPE ANTI-ROLL BAR ADJUST THE BASE

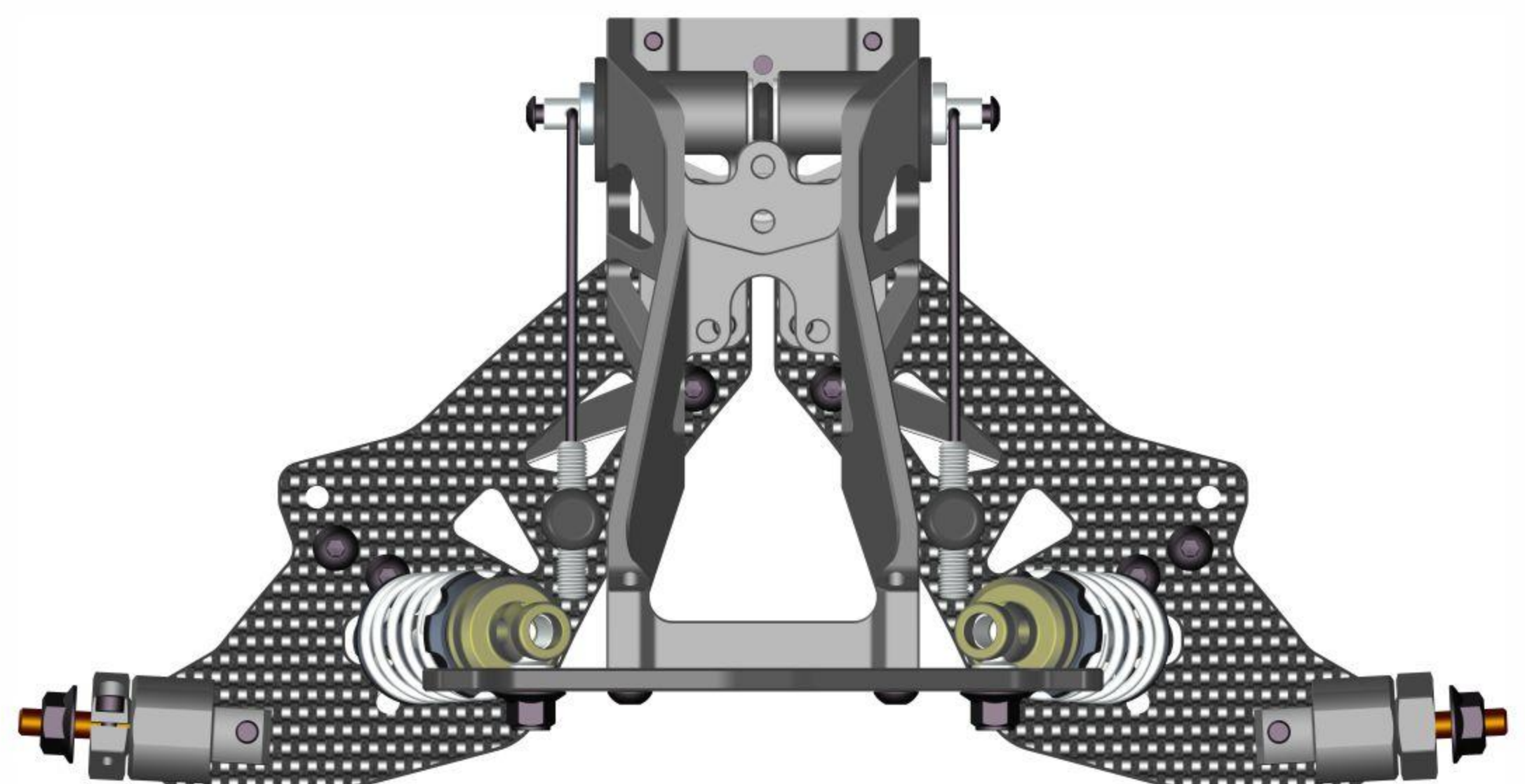
133427 BRIDGE TYPE ANTI-ROLL ADJUSTMENT SLEEVE

133428 5.8mm SINGLE SIDE LOW FRICTION SUSPENSION BALL HEAD  
 163353 SPLIT TYPE REAR SUSPENSION FRAME CARBON FIBER 2.5mm  
 163355 TRAILING ARM CARBON FIBER 2.0mm  
 133406 SUSPENSION ROCKER ARM ADJUSTMENT PLATE (3mm)  
 133409 TRAILING ARM CONNECTION SEAT  
 133415 TRAILING ARM BEAM SHAFT SLEEVE  
 169012 BRIDGE TYPE ANTI-ROLL BAR 1.3 1.5 mm  
 181161 ADJUSTABLE REAR BODY POST



FFV4










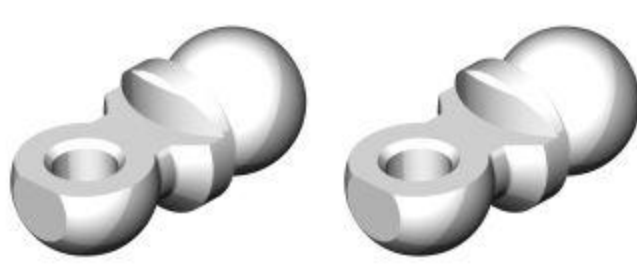


TORSION BEAM SUSPENSION STRUCTURE




FFV4S

TRAILING ARM INDEPENDENT SUSPENSION STRUCTURE

# FFV4 S

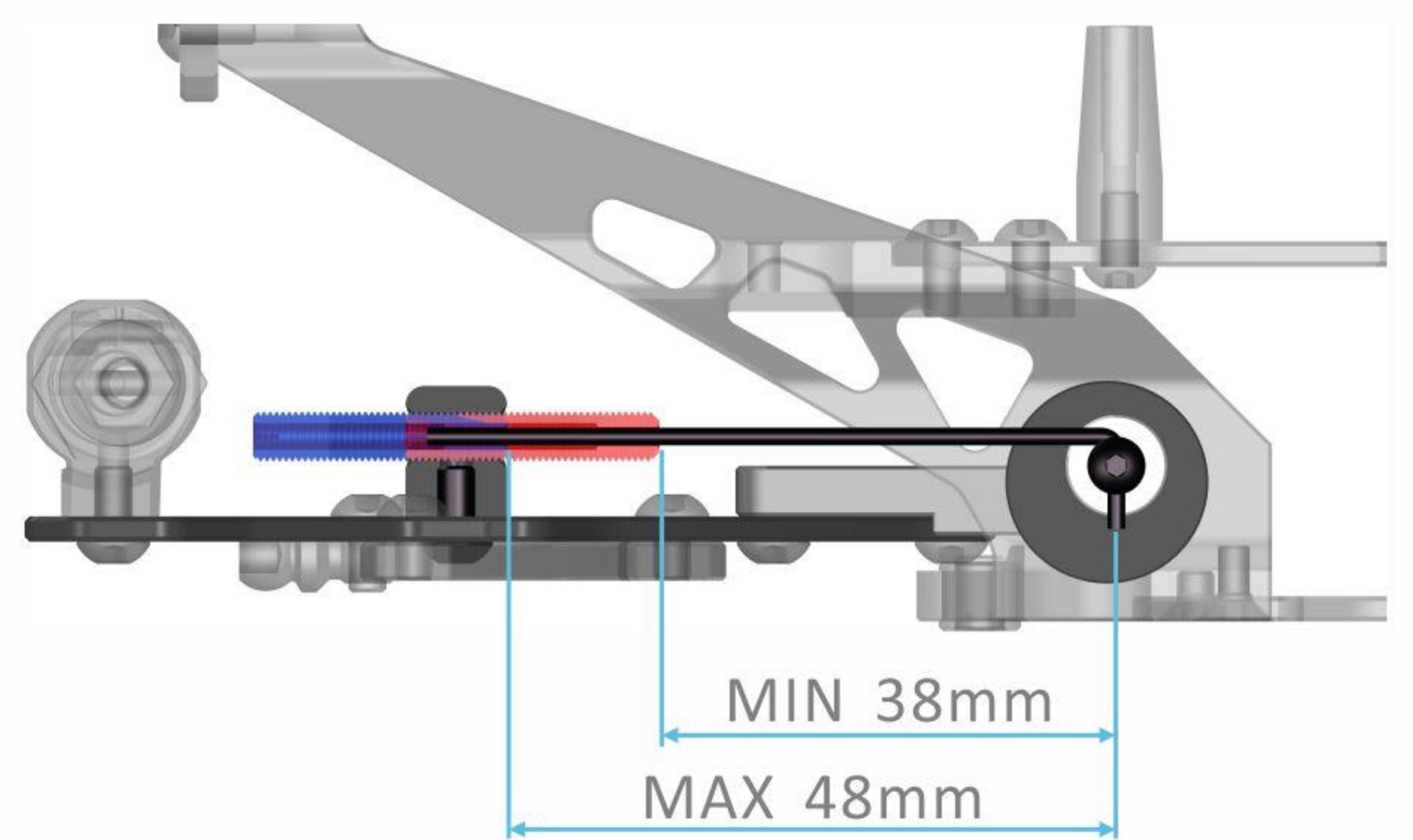
163353  2.5mm TRAILING ARM SUSPENSION REAR SHOCK TOWER	163355  2.0mm TRAILING ARM CARBON FIBER 2.0mm	163341-AL  ALU 2.0mm FFV4 FFV4S CHASSIS	163344-AL  ALU 2.0mm FFV4 FFV4S UPPER DECK
133409  ALU TRAILING ARM CONNECTION SEAT	133415  TRAILING ARM BEAM SHAFT SLEEVE	133425  BRIDGE TYPE ANTI-ROLL BAR SHAFT	169012  1.3 / 1.5 mm BRIDGE TYPE ANTI-ROLL BAR 1.3 1.5 mm
133426  BRIDGE TYPE ANTI-ROLL BAR ADJUST THE BASE	133427  BRIDGE TYPE ANTI-ROLL ADJUSTMENT SLEEVE	128276  TRAILING ARM KIT FFV4 OPTIONAL FFV4S KIT	128277  TORSION BEAM KIT FFV4S OPTIONAL FFV4 KIT
133428  SINGLE SIDE LOW FRICTION SUSPENSION BALL HEAD	940482-6-P  4x8x2.6 POM WASHER	940482  4x8x2 ALU WASHER-ALU	

**32T LSD RESPONSE SPEED**



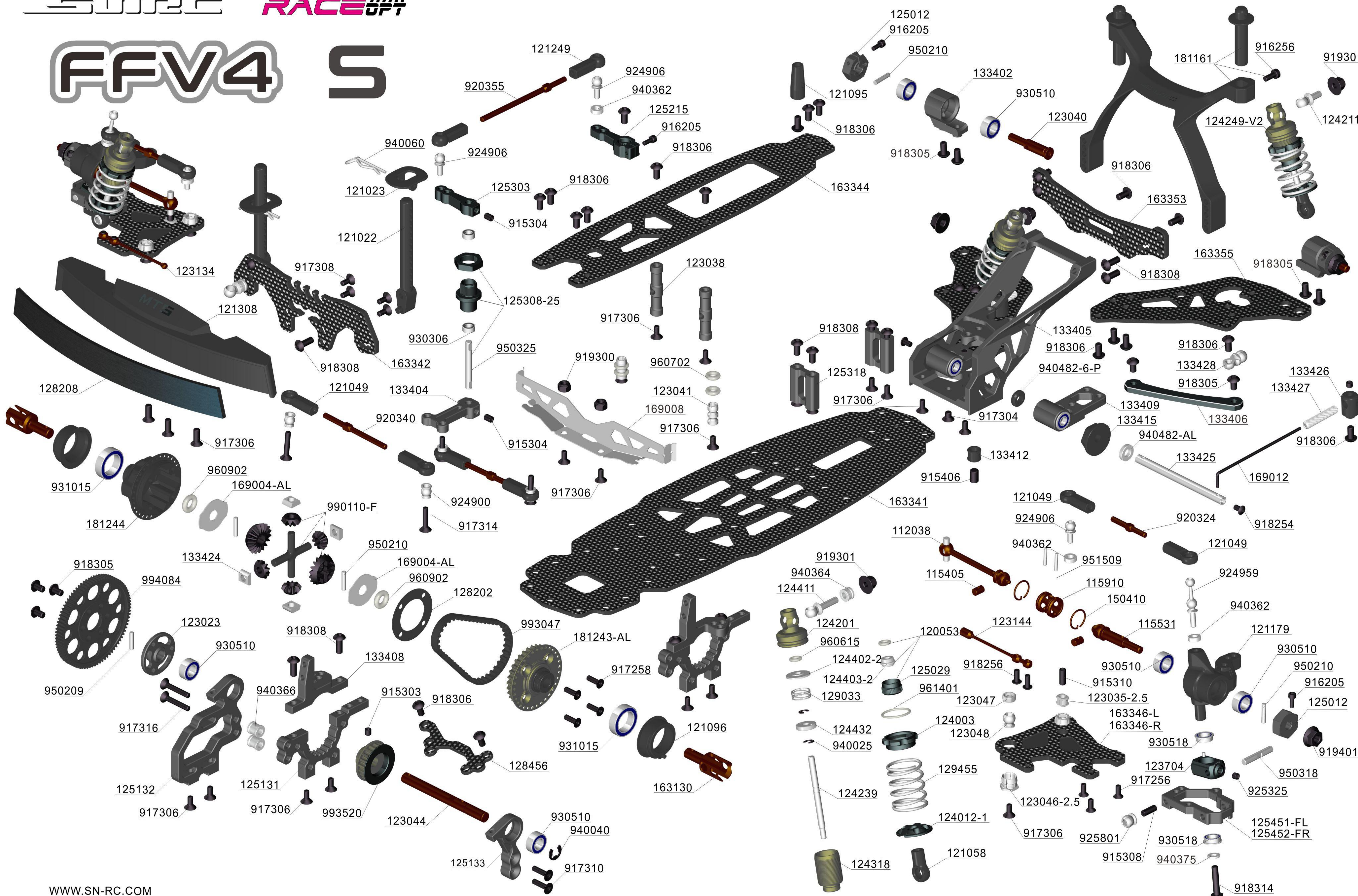
ALUMINUM	ALU 0.3mm 169003-AL	ALU 0.4mm 169004-AL	ALU 0.5mm 169005-AL
LIMITED SLIP FRICTION PLATE	FAST 0.3mm	SLOW 0.5mm	
SUS	SUS 0.3mm 169003-F	SUS 0.4mm 169003-F	SUS 0.5mm 169005-F

FAST + ALU  
SLOW - SUS





# FFV4 S



WWW.SN-RC.COM

**129033 MULTI-LOBE COMPRESSION SPRING**

- 129012 0.2x4.0x3x9.5
- 129013 0.3x4.0x3x9.5
- 129022 0.2x5.0x4x9.5
- 129023 0.3x5.0x4x9.5
- 129032 0.2x6.5x5x9.5
- 129033 0.3x6.5x5x9.5

**129455 1.4x21x5.5 SR 3.0kg**

- 151421-1250 1.2x21x5.0 RD 2.0kg
- 151421-1255 1.2x21x5.5 SR 1.8kg
- 151421-1260 1.2x21x6.0 YE 1.6kg
- 151421-1265 1.2x21x6.5 BL 1.4kg
- 151421-1450 1.4x21x5.0 RD 3.5kg
- 151421-1455 1.4x21x5.5 SR 3.0kg
- 151421-1460 1.4x21x6.0 YE 2.5kg
- 151421-1465 1.4x21x6.5 BL 2.0kg
- 151421-1550 1.5x21x5.0 RD 4.0kg
- 151421-1555 1.5x21x5.5 SR 3.5kg
- 151421-1560 1.5x21x6.0 YE 3.0kg
- 151421-1565 1.5x21x6.5 BL 2.5kg

**124432 2 HOLE**

- 124430 (0 HOLE)
- 124431 (1 HOLE)
- 124432 (2 HOLE)
- 124433 (3 HOLE)
- 124434 (4 HOLE)
- 124435 (5 HOLE)
- 124436 (6 HOLE)
- 124437 (7 HOLE)

**120067 HIGH SEALING-WH**

- 120065 HIGH SMOOTH-BL
- 120066 STANDARD-YE
- 120067 HIGH SEALING-WH

**125012 H12 5mm**

- 125012-1 H12 5+1mm
- 125012-2 H12 5+2mm
- 125012-3 H12 5+3mm
- 125012-4 H12 5+4mm

**124012-1 -1mm**

- 124012-0 0mm
- 124012-2 2mm
- 124012-3 3mm

**123225 ASSEMBLY**

- 993514-32-44
- 993516-32-45
- 993518-32-46
- 993514-38-48
- 993516-38-49
- 993518-38-50
- 993520-38-50

STANDARD	123704 H10 4°	166341 CHASSIS CARBON FIBER 2.0mm	133402 2°	169004-AL 0.4mm
OPTION PART	123702 H10 2° 123706 H10 6°	163341-AL & 163344-AL CHASSIS & UPPER DECK ALU 2.0mm	133401 1° 133403 3°	169003-AL 0.3mm 169004-AL 0.4mm 169005-AL 0.5mm 169003-F 0.3mm 169004-F 0.4mm 169005-F 0.5mm

133406 3mm	125215 25T ALU	123134 1.4mm	123144 1.4mm	993520 20T	993047 47T	993047 47T	993520-32-47
133407 4mm	125216 23T ALU	123133 1.3mm 123136 1.6mm	123143 1.3mm 123146 1.6mm	993514 14T 993516 16T 993518 18T	993047-K FIBRE 993047-P PU 993047-WH WHITE	993043-K 43T 993044-K 44T 993045-K 45T 993046-K 46T 993048-K 48T 993049-K 49T 993050-K 50T	993514-32-44 993516-32-45 993518-32-46 993514-38-48 993516-38-49 993518-38-50 993520-38-50