

TRACK CONDITION

ENVIRONMENT: INDOOR OUTDOOR
 COMPOSITION: CARPET ASPHALT
 TRACTION: LOW MEDIUM HIGH
 LAYOUT: SLOW MIXED FAST
 SURFACE: BUMPY SMOOTH
 NOTES _____

ELECTRONICS

MOTOR: _____ TIMING: _____
 PINION: _____ SPUR: _____
 ESC: _____
 BATTERY: _____
 SERVO: _____
 RECEIVER: _____

SHOCK ABSORBERS

FRONT _____ REAR _____
 PISTON: _____ PISTON: _____
 OIL: _____ OIL: _____
 SPRING: _____ SPRING: _____
 REBOUND: _____ REBOUND: _____

NOTES

ANTI-ROLL BAR

FRONT: 1.0 1.1 1.2 _____
 REAR: 1.0 1.1 1.2 _____

TIRES & WHEELS

TIRE: _____
 INSERT: _____
 WHEEL: _____
 TREATMENT: _____

NOTES

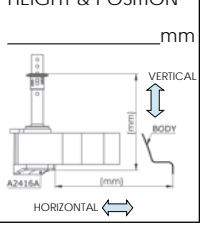
REAR DIFFERENTIAL

OIL: _____ / _____ g

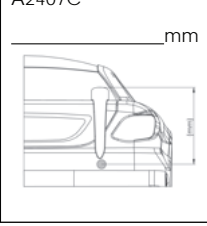
AERODYNAMICS

BODY: _____
 WING: _____
 WING POSITION: _____ mm
 BODY POSITION
 HORIZONTAL: _____ mm
 VERTICAL _____

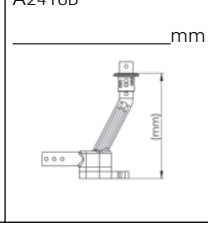
FRONT BODY HEIGHT & POSITION



REAR BODY POSITION A2407C



REAR BODY POSITION A2416B



NOTES

STEERING LIMITER

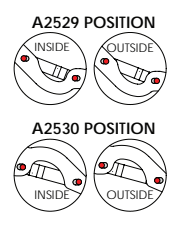
A2304 (5.0mm)
 A2305 (5.5mm)
 A2306 (6.0mm)

UPPER ARM POSITION

FR (mm) _____
 FF (mm) _____

LOWER ARM POSITION

FR (mm) _____
 FF (mm) _____

FRONT**UPPER ARM POSITION**

RF (mm) _____
 RR (mm) _____

LOWER ARM POSITION

RF (mm) _____
 RR (mm) _____

REAR**STEERING ANGLE**

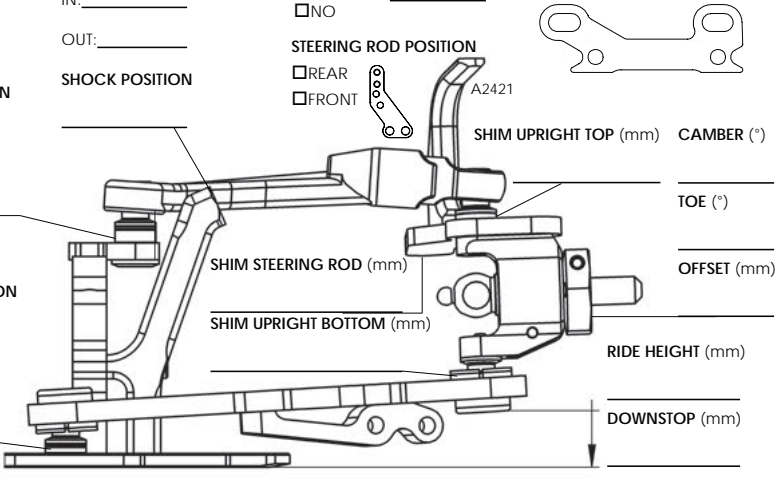
IN: _____
 OUT: _____

SHOCK POSITION

A2421 USED - SHIM (mm)
 YES
 NO

STEERING ROD POSITION
 REAR
 FRONT

UPPER ARM POSITION (CASTER)
 REAR/5° FRONT/4°



ACKERMANN SHIM (mm) _____

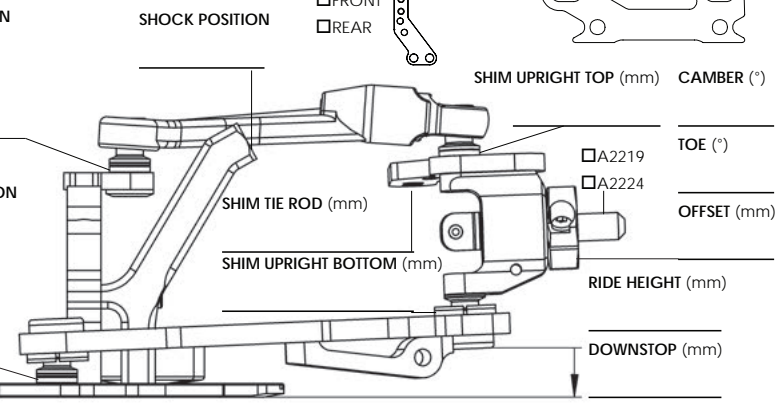
HORN SHIM (mm) _____

TYPE SERVO HORN _____

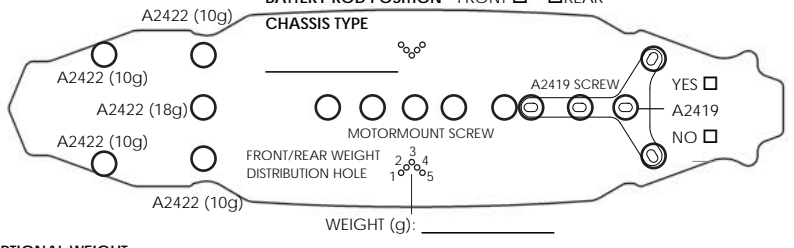
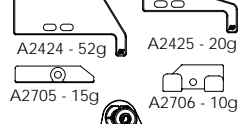
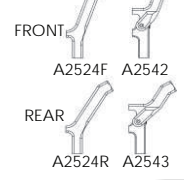
HORN LENGTH (mm) _____

REAR TIE ROD POSITION
 FRONT
 REAR

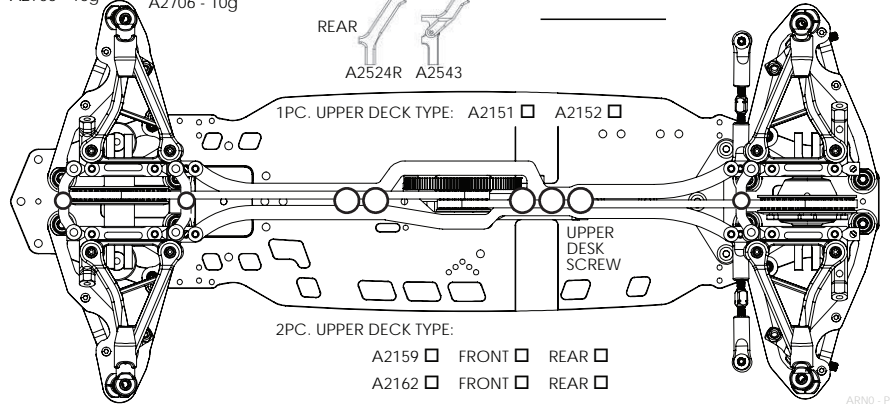
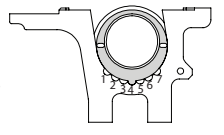
UPPER ARM POSITION (CASTER)
 FRONT/4° REAR/3°



BATTERY ROD POSITION FRONT REAR

CHASSIS TYPE**OPTIONAL WEIGHT****SHOCK TOWER****BELT TENSION**

FRONT POSITION _____
 REAR POSITION _____



2PC. UPPER DECK TYPE:

A2159 FRONT REAR
 A2162 FRONT REAR

COMMENTS