

# SETUPSHEET

VER:1002-1 MTC2R

NAME:	DATE:
TRACK:	RACE:
TRACK SURFACE:	CARPET <input type="radio"/> ASPHALT <input type="radio"/>
LAYOUT:	TECHNICAL <input type="radio"/> MIXED <input type="radio"/> FAST <input type="radio"/>
TRACTION:	LOW <input type="radio"/> MEDIUM <input type="radio"/> HIGH <input type="radio"/>
ELECTRONICS	
SERVO:	ESC:
BATTERY:	MOTOR/TIMING:
NOTES:	

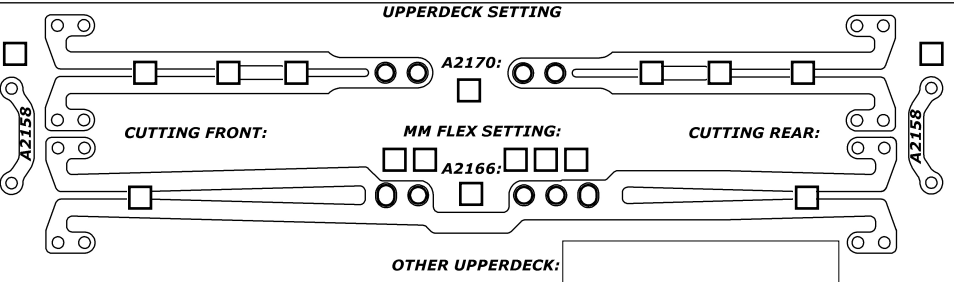
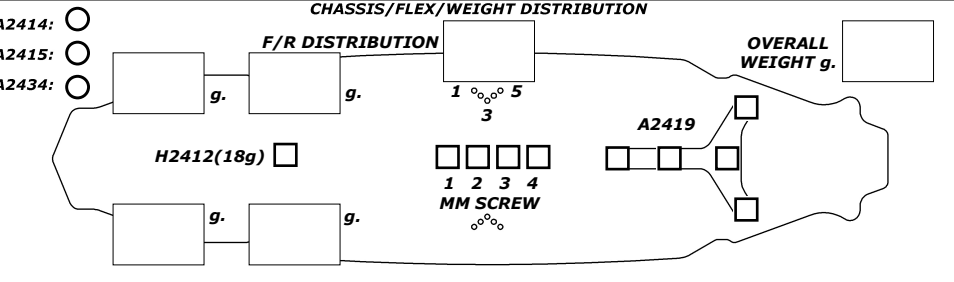
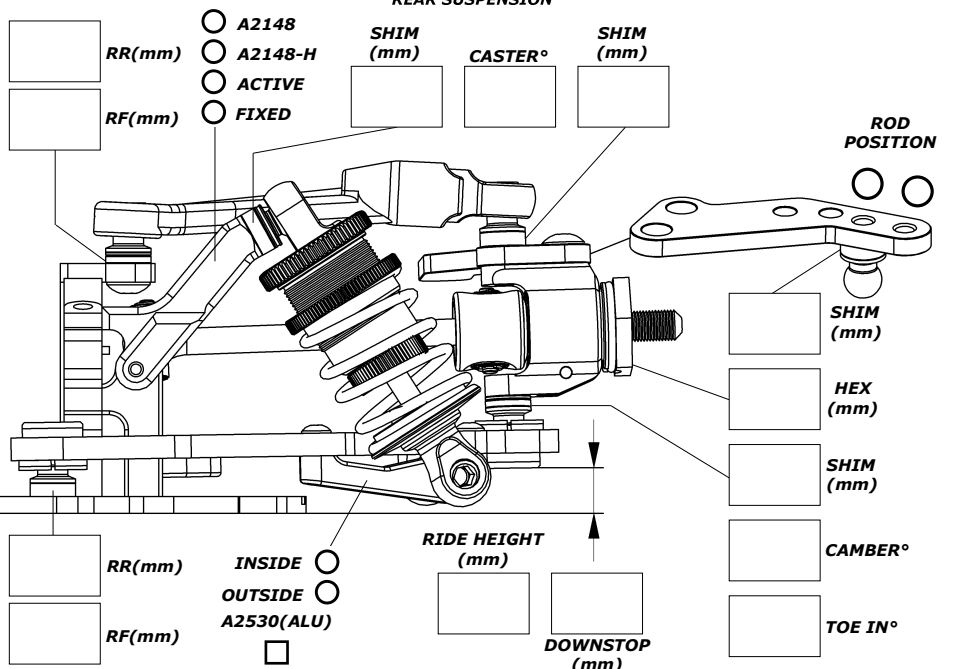
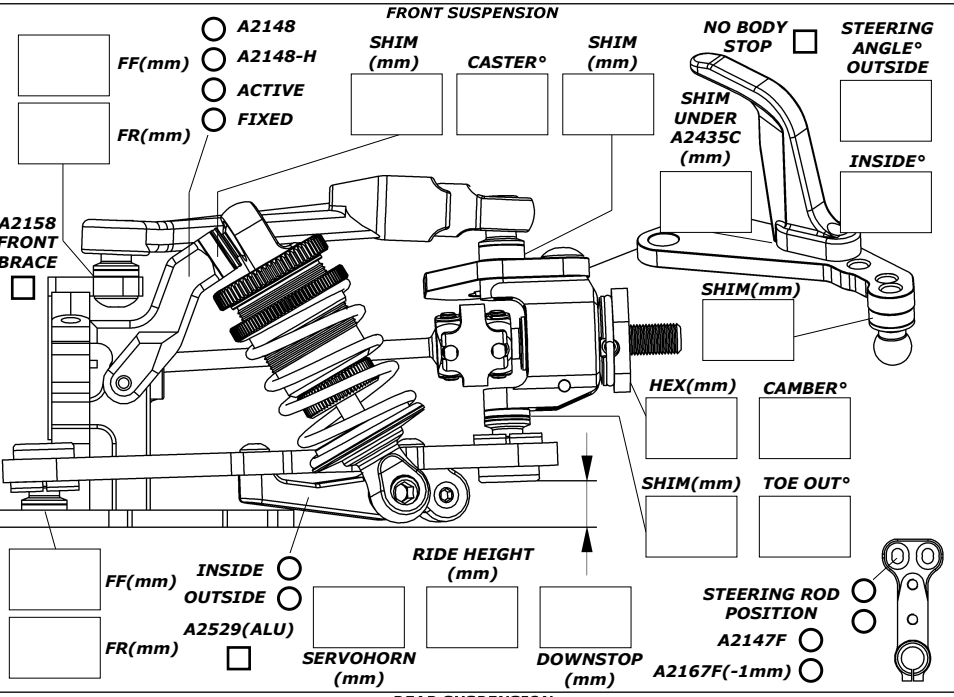
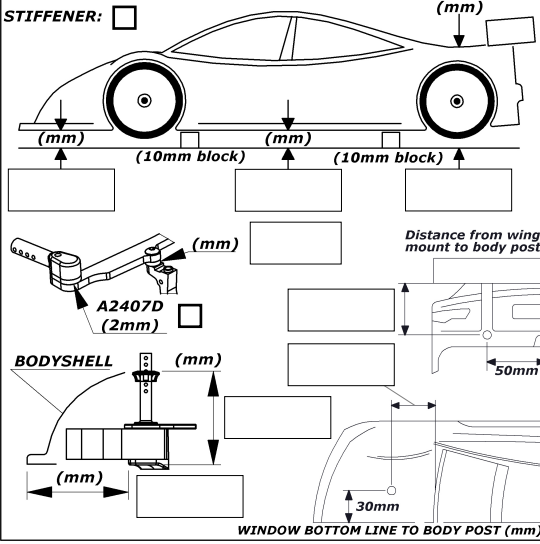
TIRES	
BRAND/TYPE F/R:	
ADDITIVE F/R:	
ADDITIVE TIMING F/R:	

WARMER° F/R:	
TRANSMISSION	
PINION:	SPUR: <input type="checkbox"/> A2248D(Alu): <input type="checkbox"/>
DIFF OIL CST:	OIL WEIGHT (qty.):
BELT TENSION:	FRONT: 1 2 3 4 5 6 7 REAR: 1 2 3 4 5 6 7

SHOCK 'S	FRONT:	REAR:
SHOCK CASE:		
PISTON:		
OIL:		
SPRING:		
LENGTH:		
ANTI ROLL BAR	FRONT:	REAR:

OPTIONAL WEIGHT				
A2423 <input type="checkbox"/>	A2424 <input type="checkbox"/>	A2425 <input type="checkbox"/>	A2704 <input type="checkbox"/>	A2705 <input type="checkbox"/>

BODYSHELL	
TYPE:	WING TYPE:
WING POS:	OVERALL WEIGHT:



COMMENTS: