

DRIVER	
DATE	
TRACK	

TRACTION

LOW MEDIUM HIGH

LAYOUT

SLOW MIXED FAST

ENGINE

TYPE

GLOW PLUG/FUEL PIPE/MANIFOLD

CLUTCH SETTINGS

SHOE#/BELL#	kit	kit
CLEARANCE(mm) / AXIALPLAY(mm)	0,6	0,1-0,2
SPRING#/TENSION(mm)	kit	0,1-0,2

TYRES

CONTROLLED

FRONT		BRAND	REAR	
LEFT	RIGHT		LEFT	RIGHT
32	32	SHORE	35	35
69	69	DIAMETER START DIAMETER 5min	76	76

SHOCK ABSORBERS

FRONT		REAR	
PISTON	kit	PISTON	kit
OIL	kit	OIL	kit
SPRING	kit	SPRING	kit

ANTI ROLL BAR FRONT

2,2 2,3 2,4 2,5

ANTI ROLL BAR REAR

2,8 2,9 3,0

SERVO SAVER POSITION

FORWARD REARWARD

PINION 1st

15T 16T

PINION 2nd

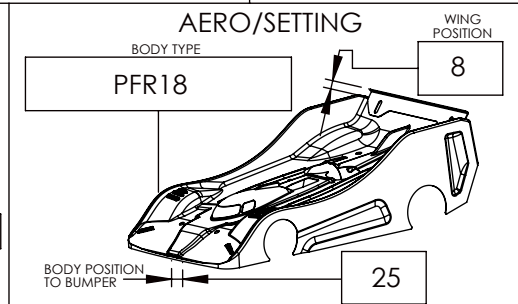
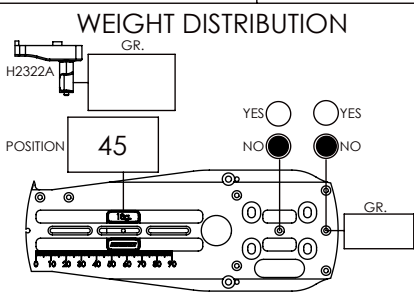
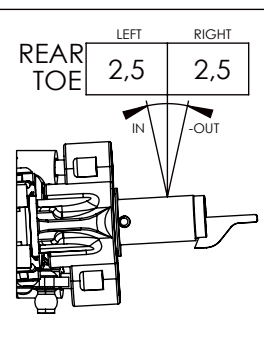
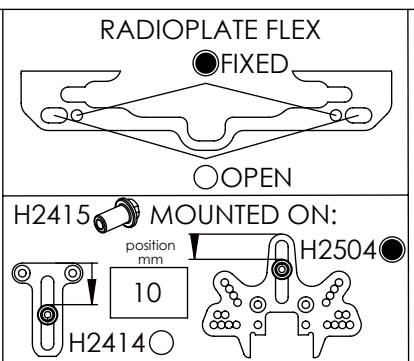
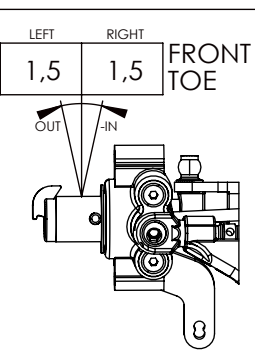
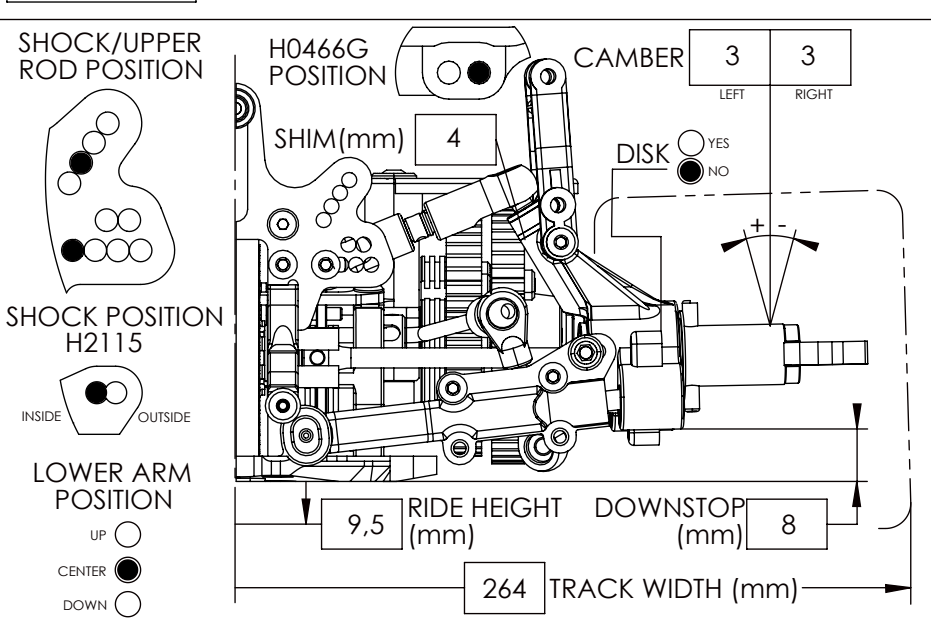
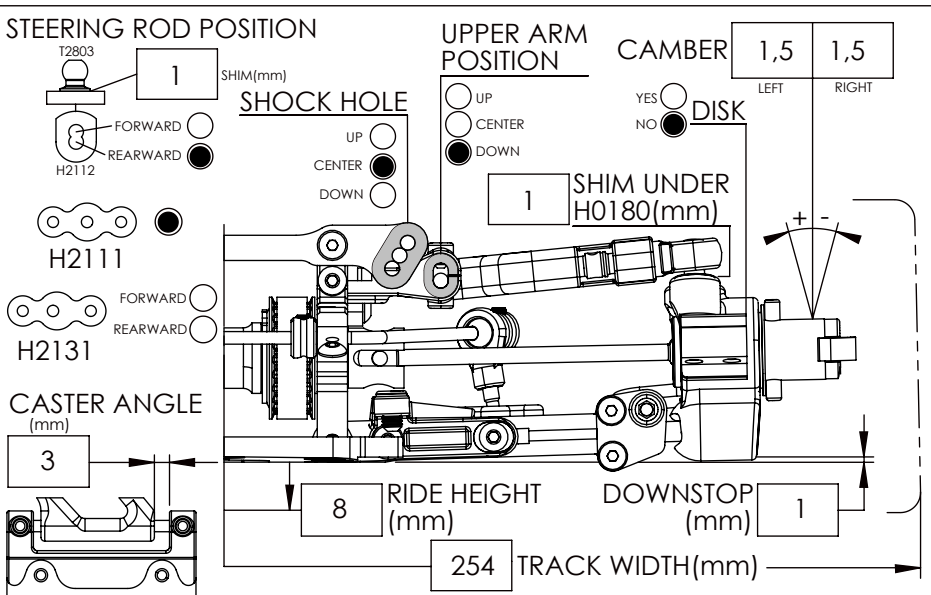
19T 20T

SPUR 1st

48T 49T 50T

SPUR 2nd

45T 46T 47T



NOTES:

- Please re adjust clutch settings after the first 3-5 fuel tanks! Spring tension of the clutch can be tightened in need.
- This is the starting basic setup
- More setups you will find at www.mugenseki.co.jp (setting sheet)