

G42 Setup sheet

Driver _____

Track _____

Date _____

Event _____



Track conditions

Composition Asphalt Carpet Environment Indoor Outdoor
 Traction Low Medium High Surface Smooth Bumpy
 Layout Open Mixed Technical
 Air & Track Temperatures _____ Results - Qual _____ Final _____ Laps/Time _____

Comments _____

Electronics

Motor _____ Timing _____

Battery _____ ESC _____

Servo _____ Receiver _____

Transmission

Oil _____ Weight _____

Gears 2 4

Pinion _____ Spur _____

Shocks

Front

Rear

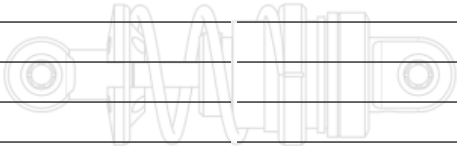
Oil - _____

Piston - _____

Spring - _____

Length - _____

Rebound - _____



Antiroll bar

Front _____ Rear _____

Tyres

Tyres _____

Inserts _____

Additive _____

Additive Time - Fr _____ Rr _____

Warmer Temp - Fr _____ Rr _____

Warmer Time - Fr _____ Rr _____

Treated Area Fr Left Fr Right Rr Left Rr Right

--	--	--	--

Aerodynamics

Body _____ Wing _____

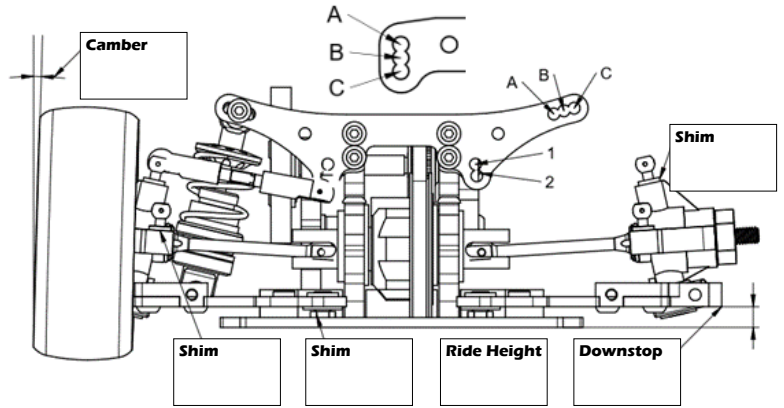
Body Position - Fr _____ Rr _____

Weight Balance

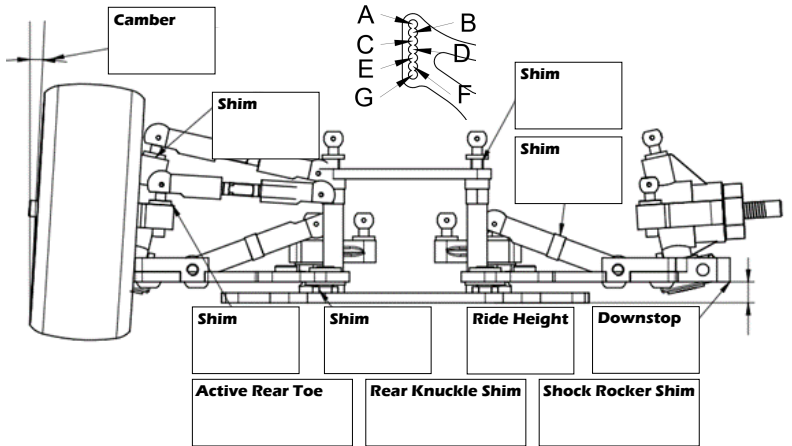
Total _____ gr Fr _____ % Rr _____ %

Notes

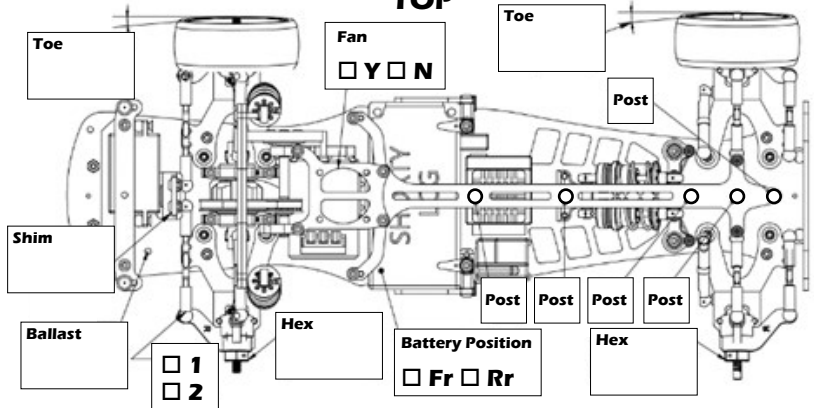
FRONT



REAR



TOP



SIDE

