

G42 Setup sheet



Driver _____
Track _____

Date _____
Event _____

Track conditions

Composition Asphalt Carpet Environment Indoor Outdoor
Traction Low Medium High Surface Smooth Bumpy
Layout Open Mixed Technical
Air & Track temperatures _____ Results - Qual _____ Final _____ Laps/Time _____

Comments _____

Electronics

Motor _____ Timing _____
Battery _____ ESC _____
Servo _____ Receiver _____

Transmission

Oil _____ Weight _____
Gears 2 4
Pinion _____ Spur _____

Shocks

Front

Rear

Oil _____
Piston _____
Spring _____
Length _____
Rebound _____

Antiroll bar

Front _____ Rear _____

Tyres

Tyres _____
Inserts _____
Additive _____

Additive Time - Fr _____ Rr _____

Warmer Temp - Fr _____ Rr _____

Warmer Time - Fr _____ Rr _____

| Treated Area | Fr Left | Fr Right | Rr Left | Rr Right |
|--------------|---------|----------|---------|----------|
| | | | | |

Aerodynamics

Body _____ Wing _____

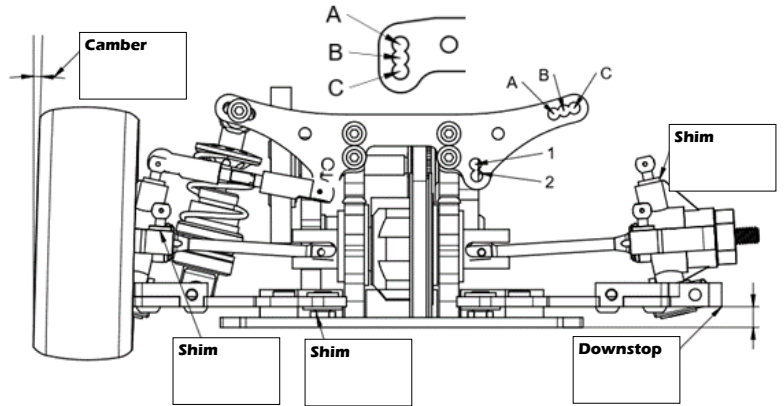
Body Position - Fr _____ Rr _____

Weight Balance

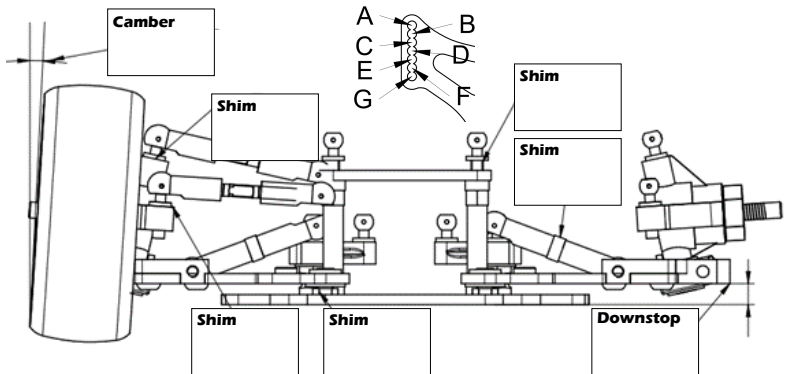
Total _____ gr Fr _____ % Rr _____ %

Notes

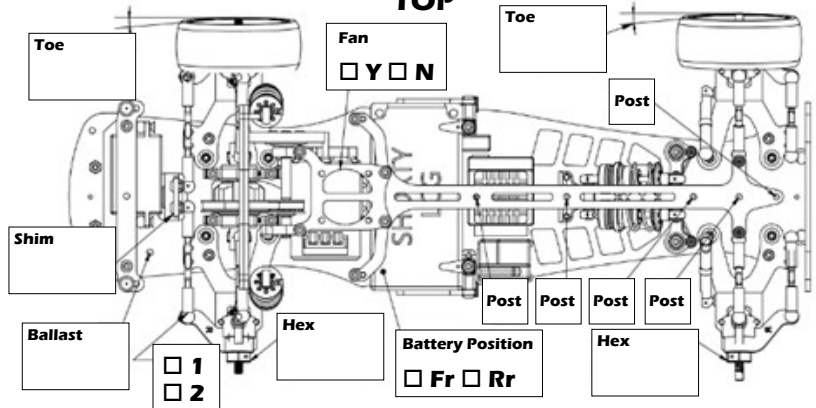
FRONT



REAR



TOP



SIDE

