

DATE

DRIVER

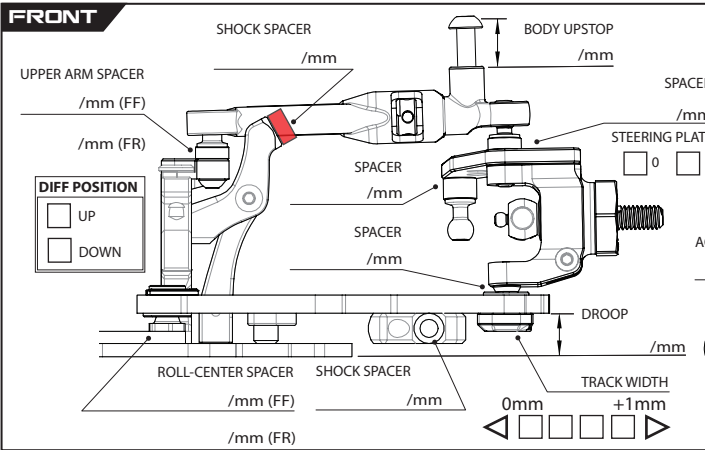
CONDITION  FLAT  BUMPY  TIGHT  OPEN

CARPET  ASPHALT  INDOOR  OUTDOOR

TRACTION  HIGH      LOW

TEMP °C AIR  TRACK

EVENT  TRACK  QUALIFYING  FINAL



**FRONT DIFF**

SPOOL

DIFF # /CST

**WHEEL HUB**

4.0mm  5.0mm

**WHEEL SPACER** /mm

**ACKERMANN SPACER** /mm

**CENTER PLATE**  ● (8.5)  ● (8.0)

**STEERING SPACER** /mm

**RIDE HEIGHT** /mm

**CAMBER** °

**CASTER**  4°  5° °

**SWAY BAR**  1.3  1.4

**DOUBLE JOINT DRIVE SHAFT**  KIT (44.5)  LONG (47)

**TOE ANGLE** °

**SHOCK ABSORBER**

**OIL** /CST

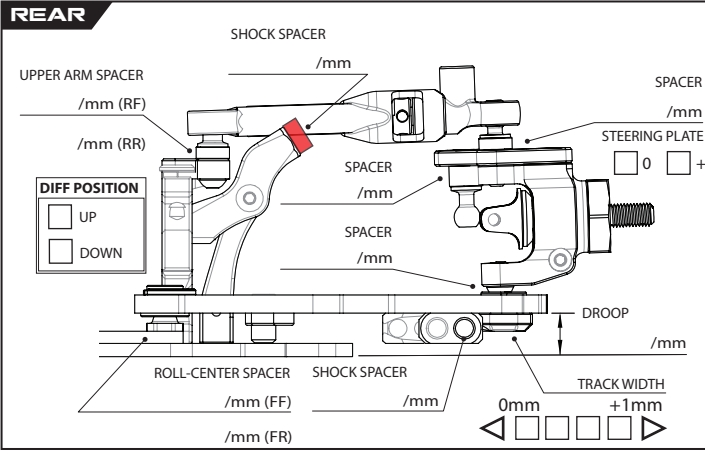
**LENGTH** /mm

**REBOUND** %

**SPRING**  2.5  2.6  2.7

**ABSORBER MEMBRANCE**

**PISTON**



**DIFFERENTIAL OIL**

# /CST

WEIGHT g

**WHEEL HUB**

4.0mm  5.0mm

**WHEEL SPACER** /mm

**ANTI-ROLL BAR POSITION**  INNER  OUTER

**REAR LINK POSITION**

**RIDE HEIGHT** /mm

**CAMBER** °

**CASTER**  0°  1° °

**SWAY BAR**  1.2  1.3

**DRIVE SHAFT**  ALUMINIUM  STEEL

**TOE ANGLE**

**SHOCK ABSORBER**

**OIL** /CST

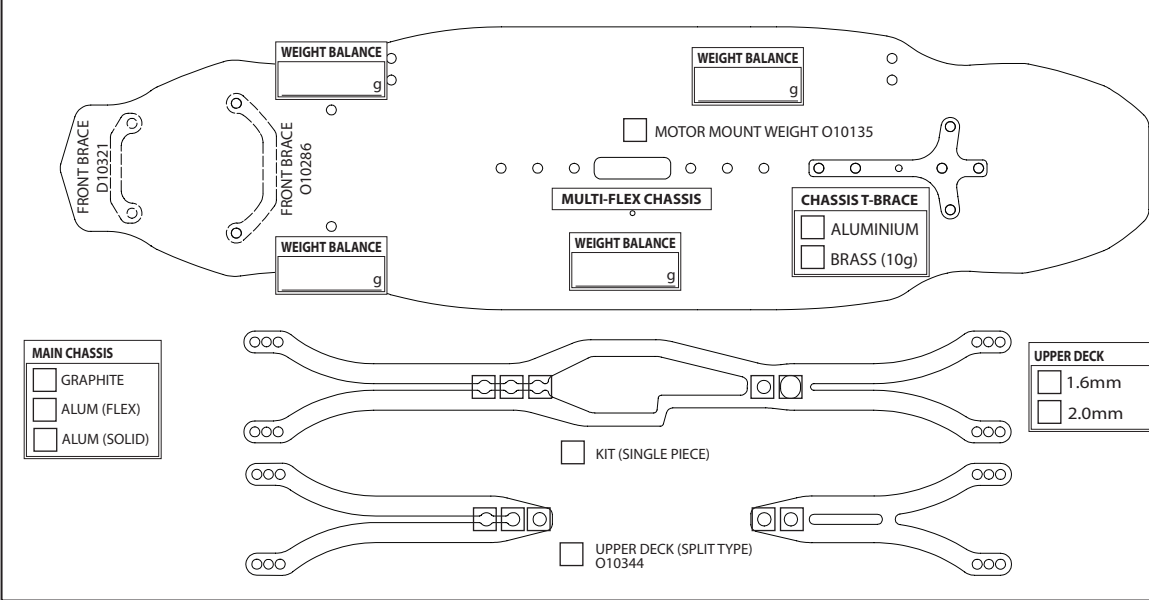
**LENGTH** /mm

**REBOUND** %

**SPRING**  2.5  2.6  2.7

**ABSORBER MEMBRANCE**

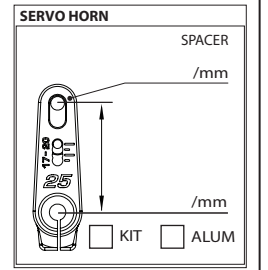
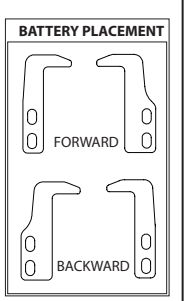
**PISTON**



**TRACK WIDTH**

FRONT /mm

REAR /mm



**TIRE SETTING**

**FRONT AND REAR**

TIRE

INSERT

WHEEL

ADDITIVE

ADDITIVE TIME Fr /MINS - Rr /MINS

**MOTOR**  **ROTOR**  **MOTOR TIMING** °

**PINON GEAR**  **SPUR GEAR**  **FINAL RATIO**

**ESC**  **SETUP**

**BATTERY**  SHORT **BODY**  **TOTAL WEIGHT** /g

**NOTES**