

TC10/3

1/10 EP TOURING CAR CHASSIS

Sheet Ver.1.0

Indoor / BASIC SET UP

PLACE: Indoor Outdoor Asphalt Carpet / Flat Bump

TRACTION: High Medium Low TEMP AIR: °C TEMP TRACK: °C

TRACK LAYOUT: Technical Mixed High speed

QF POSITION: FINAL POSITION: BEST LAPTIME:

FRONT

Damper Stay
SCREW: Alu Ti SPS(Steel)
8mm
SHIM: 1.5mm

Bulkhead Stiffener
Graphite NONE 1mm 2mm

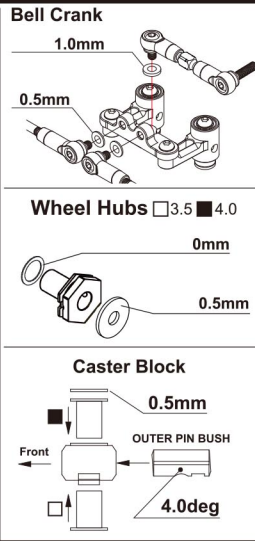
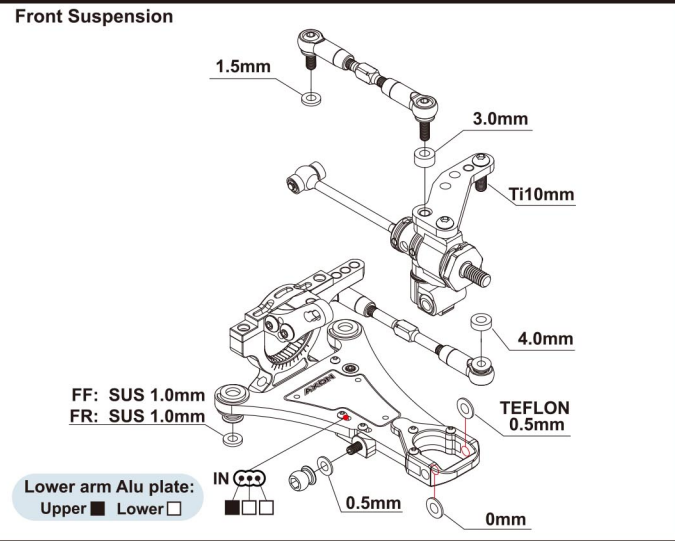
Ride Height : 4.6mm

Droop :
6.1mm

Toe Angle : Out 1.2°

Camber Angle : 1.5°

Anti Roll Bar : 1.2 1.3



Servo Horn Ball Position
Horn type AXON 18mm
29.3mm
mm
Servo:

SHOCK ABSORBER
Spring: HLS-SS C2.7
Oil : AXON 32.5
Piston : 3H 4H
Hole : 1.1mm
Bladder : V1 V2
Shock cap Hole : 1.0mm
Length : 7.2mm

REAR

Damper Stay
SCREW: Alu Ti SPS(Steel)
8mm
SHIM: 1.2mm

Ride Height : 4.8mm

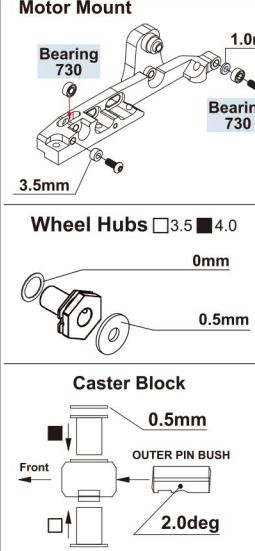
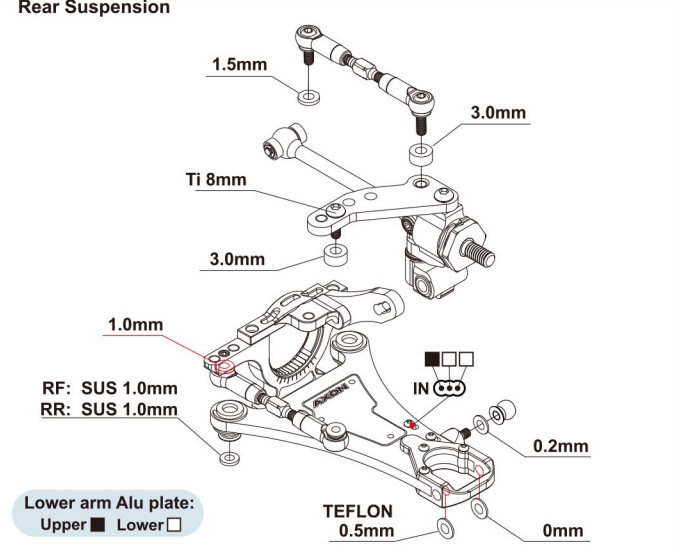
Droop :
4.8mm

Toe Angle : in 2.5°

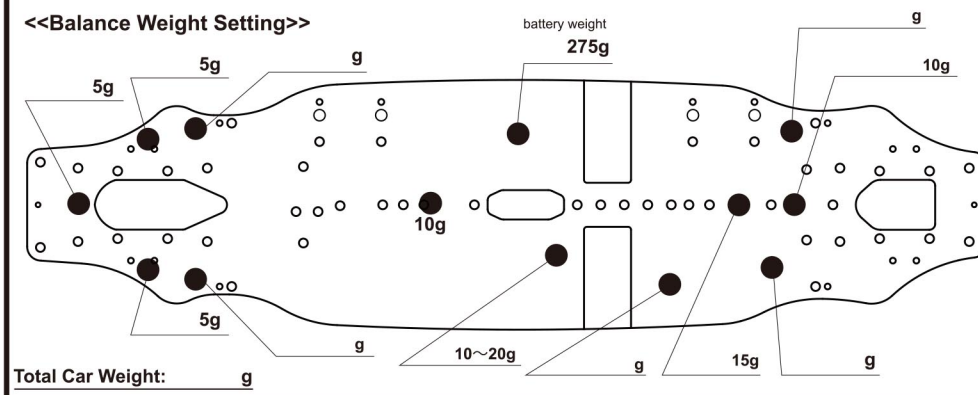
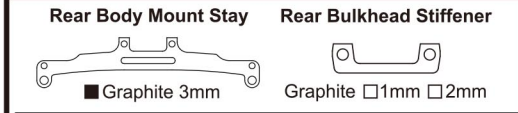
Camber Angle : 2.0°

Anti Roll Bar : 1.2 1.3

Gear Diff Oil
AXON 6000cst 1.4g



SHOCK ABSORBER
Spring: HLS-SS C2.7
Oil : AXON 32.5
Piston : 3H 4H
Hole : 1.0mm
Bladder : V1 V2
Shock cap Hole : 1.0mm
Length : 8.6mm



Screw setting <<Button Head>>

Top deck : 9pcs	6mm	<input type="checkbox"/> Alu <input checked="" type="checkbox"/> Ti <input type="checkbox"/> Steel
Upper bulkhead : FF 2pcs:	8mm	<input type="checkbox"/> Alu <input checked="" type="checkbox"/> Ti <input type="checkbox"/> Steel
Upper bulkhead : FR 2pcs:	6mm	<input type="checkbox"/> Alu <input checked="" type="checkbox"/> Ti <input type="checkbox"/> Steel
Upper bulkhead : RF 2pcs:	6mm	<input type="checkbox"/> Alu <input checked="" type="checkbox"/> Ti <input type="checkbox"/> Steel
Upper bulkhead : RR 2pcs:	10mm	<input type="checkbox"/> Alu <input checked="" type="checkbox"/> Ti <input type="checkbox"/> Steel
Front Damper stay 4pcs:	5mm	<input type="checkbox"/> Alu <input checked="" type="checkbox"/> Ti <input type="checkbox"/> Steel
Rear Damper stay 4pcs:	5mm	<input type="checkbox"/> Alu <input checked="" type="checkbox"/> Ti <input type="checkbox"/> Steel

Screw setting <<Flat Head>>

Lower bulkhead 8pcs:	6mm	<input type="checkbox"/> Alu <input checked="" type="checkbox"/> Ti <input type="checkbox"/> Steel
Sus-balls ALL:	6mm	<input type="checkbox"/> Alu <input checked="" type="checkbox"/> Ti <input type="checkbox"/> Steel
Bell crank post:	6mm	<input type="checkbox"/> Alu <input checked="" type="checkbox"/> Ti <input type="checkbox"/> Steel
Servo mount:	6mm	<input type="checkbox"/> Alu <input checked="" type="checkbox"/> Ti <input type="checkbox"/> Steel
Motor mount:	6mm	<input type="checkbox"/> Alu <input checked="" type="checkbox"/> Ti <input type="checkbox"/> Steel

	FRONT	REAR
Main Chassis: <input checked="" type="checkbox"/> Carbon 2.25mm	Tire:	Tire:
Top Deck: <input type="checkbox"/> Carbon 2.0mm <input checked="" type="checkbox"/> Carbon 2.25mm	Insert:	Insert:
Motor:	Wheel:	Wheel:
Spur Gear: T Pinion Gear: T	Additive:	Additive:
Battery:	Notes:	Notes:
ESC:		
Body:		
Wing:		

Notes :