

TC10/3

1/10 EP TOURING CAR CHASSIS

Sheet Ver.1.0

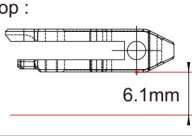
Outdoor/Highspeed BASIC SET UP

PLACE: Indoor Outdoor Asphalt Carpet / Flat Bump
 TRACTION: High Medium Low TEMP AIR: °C TEMP TRACK: °C
 TRACK LAYOUT: Technical Mixed High speed
 QF POSITION: FINAL POSITION: BEST LAPTIME:

FRONT

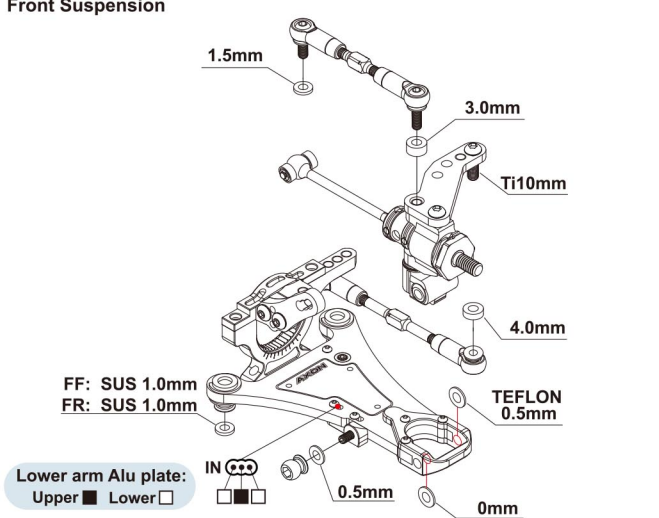
Damper Stay
 SCREW: Alu Ti SPS(Steel)
 8mm
 SHIM: 1.5mm

Bulkhead Stiffener
 Graphite NONE 1mm 2mm

Ride Height : 5.2mm
 Droop : 

Toe Angle : Out 1.2°
 Camber Angle : 2.0°
 Anti Roll Bar : 1.2 1.3

Front Suspension



Lower arm Alu plate:
 Upper Lower

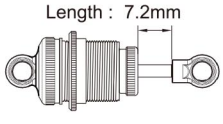
Bell Crank
 1.0mm
 0.5mm

Wheel Hubs 3.5 4.0
 0mm
 0.5mm

Caster Block
 0.5mm
 OUTER PIN BUSH
 4.0deg

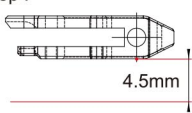
Servo Horn Ball Position
 Horn type
 AXON 18mm
 29.3mm
 mm
 Servo:

SHOCK ABSORBER
 Spring: HLS-SS C2.7
 Oil : AXON 32.5
 Piston : 3H 4H
 Hole : 1.1mm
 Bladder : V1 V2
 Shock cap Hole : 1.0mm
 Length : 7.2mm



REAR

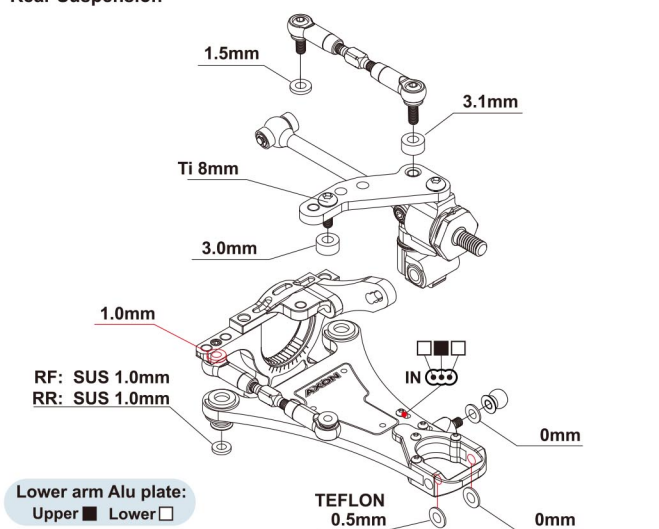
Damper Stay
 SCREW: Alu Ti SPS(Steel)
 8mm
 SHIM: 1.0mm

Ride Height : 5.8mm
 Droop : 

Toe Angle : in 2.5°
 Camber Angle : 2.0°
 Anti Roll Bar : 1.2 1.3

Gear Diff Oil
 AXON 6000cst 1.4g

Rear Suspension



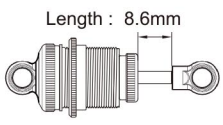
Lower arm Alu plate:
 Upper Lower

Motor Mount
 Bearing 730
 1.0mm
 Bearing 730
 3.5mm

Wheel Hubs 3.5 4.0
 0mm
 0.5mm

Caster Block
 0.5mm
 OUTER PIN BUSH
 2.0deg

SHOCK ABSORBER
 Spring: HLS-SS C2.7
 Oil : AXON 32.5
 Piston : 3H 4H
 Hole : 1.0mm
 Bladder : V1 V2
 Shock cap Hole : 1.0mm
 Length : 8.6mm

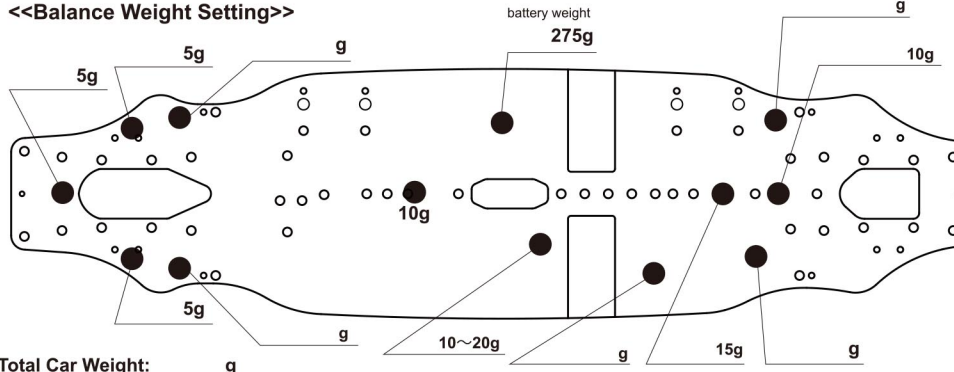


Rear Body Mount Stay
 Graphite 3mm

Rear Bulkhead Stiffener
 Graphite 1mm 2mm

Battery Mount
 Front 1.5mm
 Rear 0.5mm

<<Balance Weight Setting>>



Total Car Weight: g

Screw setting <<Button Head>>	
Top deck : 9pcs	6mm <input type="checkbox"/> Alu <input checked="" type="checkbox"/> Ti <input type="checkbox"/> Steel
Upper bulkhead : FF 2pcs:	8mm <input type="checkbox"/> Alu <input checked="" type="checkbox"/> Ti <input type="checkbox"/> Steel
Upper bulkhead : FR 2pcs:	6mm <input type="checkbox"/> Alu <input checked="" type="checkbox"/> Ti <input type="checkbox"/> Steel
Upper bulkhead : RF 2pcs:	6mm <input type="checkbox"/> Alu <input checked="" type="checkbox"/> Ti <input type="checkbox"/> Steel
Upper bulkhead : RR 2pcs:	10mm <input type="checkbox"/> Alu <input checked="" type="checkbox"/> Ti <input type="checkbox"/> Steel
Front Damper stay 4pcs:	5mm <input type="checkbox"/> Alu <input checked="" type="checkbox"/> Ti <input type="checkbox"/> Steel
Rear Damper stay 4pcs:	5mm <input type="checkbox"/> Alu <input checked="" type="checkbox"/> Ti <input type="checkbox"/> Steel
Screw setting <<Flat Head>>	
Lower bulkhead 8pcs:	6mm <input type="checkbox"/> Alu <input checked="" type="checkbox"/> Ti <input type="checkbox"/> Steel
Sus-balls ALL:	6mm <input type="checkbox"/> Alu <input checked="" type="checkbox"/> Ti <input type="checkbox"/> Steel
Bell crank post:	6mm <input type="checkbox"/> Alu <input checked="" type="checkbox"/> Ti <input type="checkbox"/> Steel
Servo mount:	6mm <input type="checkbox"/> Alu <input checked="" type="checkbox"/> Ti <input type="checkbox"/> Steel
Motor mount:	6mm <input type="checkbox"/> Alu <input checked="" type="checkbox"/> Ti <input type="checkbox"/> Steel

Main Chassis: <input checked="" type="checkbox"/> Carbon 2.25mm
Top Deck: <input type="checkbox"/> Carbon 2.0mm <input checked="" type="checkbox"/> Carbon 2.25mm
Motor:
Spur Gear: T Pinion Gear: T
Battery:
ESC:
Body:
Wing:

	FRONT	REAR
Tire:		
Insert:		
Wheel:		
Additive:		
Notes:		

Notes :