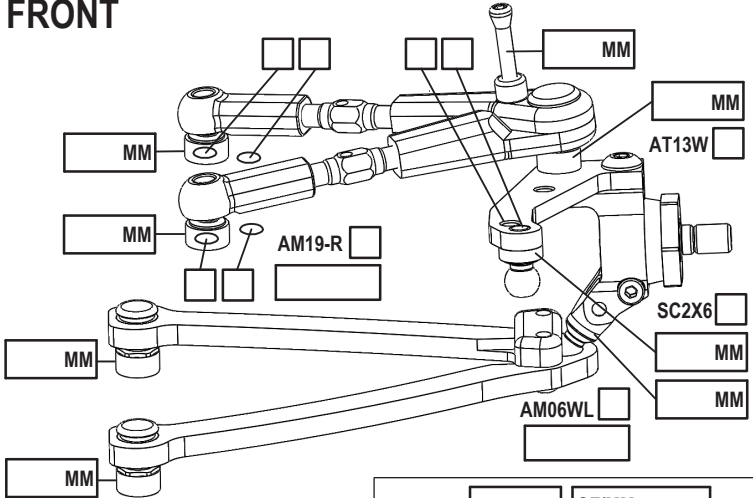


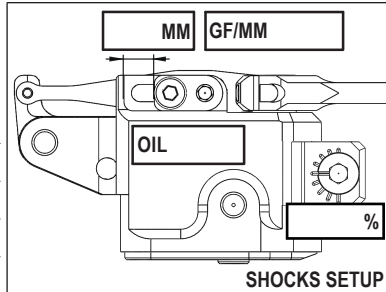
NAME \_\_\_\_\_  
 COUNTRY \_\_\_\_\_  
 RACE \_\_\_\_\_  
 TRACK \_\_\_\_\_

DATE \_\_\_\_\_ TEMP. °C AIR / TRACK \_\_\_\_\_ /  
 TRACK SURFACE ASPHALT  CARPET   
 TRACK LAYOUT TECHNICAL  MIXED  FAST   
 TRACTION LOW  MEDIUM  HIGH

### FRONT



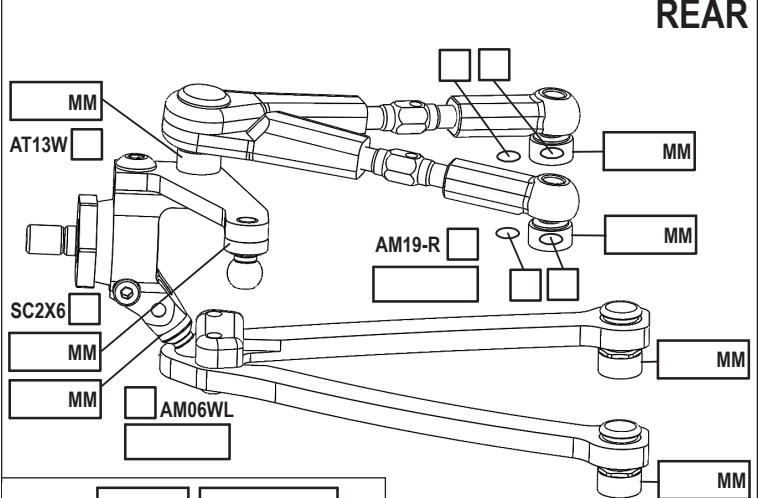
CAMBER ANGLE / ° \_\_\_\_\_  
 CASTER ANGLE / ° \_\_\_\_\_  
 TOE ANGLE / ° \_\_\_\_\_  
 RIDE HEIGHT / MM \_\_\_\_\_  
 DOWNSTOP / MM \_\_\_\_\_  
 ANTI-ROLL BAR Ø / MM \_\_\_\_\_  
 ARB STIFFENER 1/4  1/2  3/4  1   
 LOWER ARM EXTENSION \_\_\_\_\_ MM  
 STEER. ARM AM14LS   
 WHEEL SPACER / MM \_\_\_\_\_  
 DRIVE SPOOL  DIFF   
 DRIVE POSITION UP  DOWN   
 DIFF OIL \_\_\_\_\_ DIFF SHIMS \_\_\_\_\_



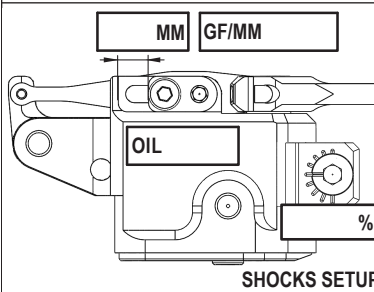
**SHOCKS SETUP**

DAMPER D3   
 ROTOR 2 HOLES   
 SPRING STD  S   
 SRS/RHS ARR. I  II   
 PSS SETUP 25%  15%   
 DAMPING LINEAR  PROGRESSIVE   
 C45 YES  NO   
 2ND SPRING SPR-P1

### REAR

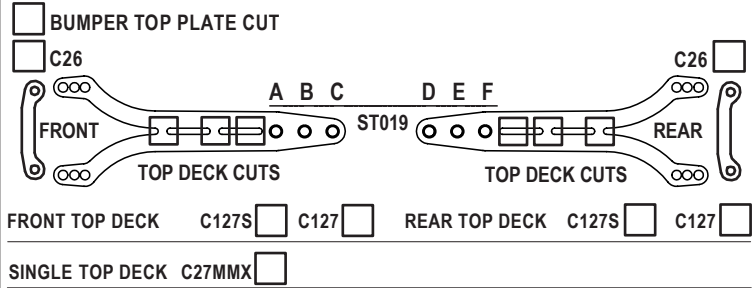
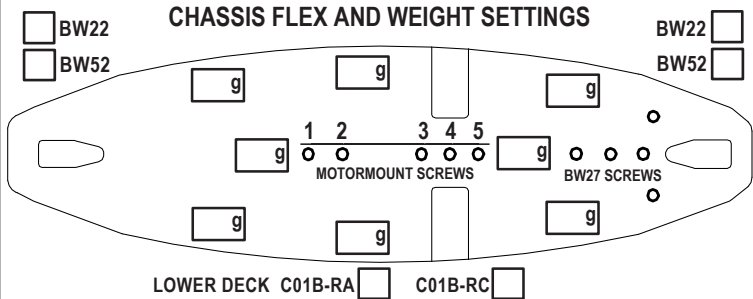


CAMBER ANGLE / ° \_\_\_\_\_  
 CASTER ANGLE / ° \_\_\_\_\_  
 TOE ANGLE / ° \_\_\_\_\_  
 RIDE HEIGHT / MM \_\_\_\_\_  
 DOWNSTOP / MM \_\_\_\_\_  
 ANTI-ROLL BAR Ø / MM \_\_\_\_\_  
 ARB STIFFENER 1/4  1/2  3/4  1   
 LOWER ARM EXTENSION \_\_\_\_\_ MM  
 STEER. ARM AM23-R   
 WHEEL SPACER / MM \_\_\_\_\_  
 DRIVE (surprise us) \_\_\_\_\_  
 DRIVE POSITION UP  DOWN   
 DIFF OIL \_\_\_\_\_ DIFF SHIMS \_\_\_\_\_



**SHOCKS SETUP**

DAMPER D3   
 ROTOR 2 HOLES   
 SPRING STD  S   
 SRS/RHS ARR. I  II   
 PSS SETUP 25%  15%   
 DAMPING LINEAR  PROGRESSIVE   
 C45 YES  NO   
 2ND SPRING SPR-P1



COMMENTS:

**TIRES** \_\_\_\_\_  
**INSERTS** \_\_\_\_\_  
**WHEELS** \_\_\_\_\_  
 ADDITIVE TIME - FR RR  
 TOTAL WEIGHT WEIGHT DISTRIBUTION F % R %

**NOTES:** \_\_\_\_\_

MOTOR LATERAL SHIFT / MM	ACKERMANN SHIMS / MM
MOTOR	SERVO
SPUR PINION RATIO	STEER TRAVEL IN OUT
BODY	BATTERY
WING	RECEIVER
ESC	RADIO
ESC SETTING	
BEST LAP TIME	QUALIF./FINAL POSITION /