

NAME _____
 COUNTRY _____
 RACE _____
 TRACK _____

DATE _____ TEMP. °C AIR / TRACK _____ /
 TRACK SURFACE ASPHALT CARPET
 TRACK LAYOUT TECHNICAL MIXED FAST
 TRACTION LOW MEDIUM HIGH

FRONT



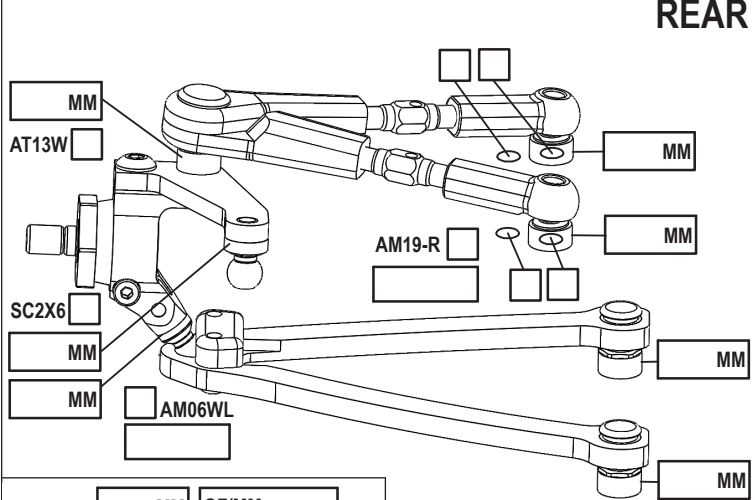
CAMBER ANGLE / ° _____
 CASTER ANGLE / ° _____
 TOE ANGLE / ° _____
 RIDE HEIGHT / MM _____
 DOWNSTOP / MM _____
 ANTI-ROLL BAR Ø / MM _____
 ARB STIFFENER 1/4 1/2 3/4 1
 LOWER ARM EXTENSION _____ MM
 STEER. ARM AM14LS
 WHEEL SPACER / MM _____
 DRIVE SPOOL DIFF
 DRIVE POSITION UP DOWN
 DIFF OIL _____ DIFF SHIMS _____



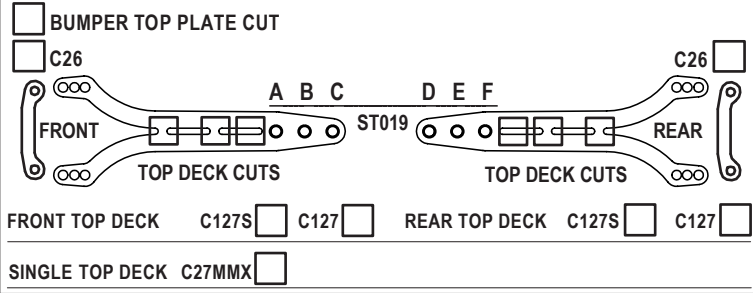
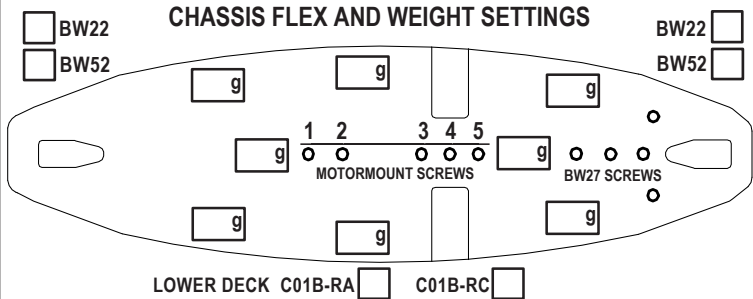
SHOCKS SETUP

DAMPER D3
 ROTOR 2 HOLES
 SPRING STD S
 SRS/RHS ARR. I II
 PSS SETUP 25% 15%
 DAMPING LINEAR PROGRESSIVE
 C45 YES NO
 2ND SPRING SPR-P1

REAR



CAMBER ANGLE / ° _____
 CASTER ANGLE / ° _____
 TOE ANGLE / ° _____
 RIDE HEIGHT / MM _____
 DOWNSTOP / MM _____
 ANTI-ROLL BAR Ø / MM _____
 ARB STIFFENER 1/4 1/2 3/4 1
 LOWER ARM EXTENSION _____ MM
 STEER. ARM AM23-R
 WHEEL SPACER / MM _____
 DRIVE (surprise us) _____
 DRIVE POSITION UP DOWN
 DIFF OIL _____ DIFF SHIMS _____



TIRES _____
INSERTS _____
WHEELS _____
 ADDITIVE TIME - FR RR
 TOTAL WEIGHT WEIGHT DISTRIBUTION F % R %

NOTES: _____

MOTOR LATERAL SHIFT / MM	ACKERMANN SHIMS / MM
MOTOR	SERVO
SPUR PINION RATIO	STEER TRAVEL IN OUT
BODY	BATTERY
WING	RECEIVER
ESC	RADIO
ESC SETTING	
BEST LAP TIME	QUALIF./FINAL POSITION /

COMMENTS: _____