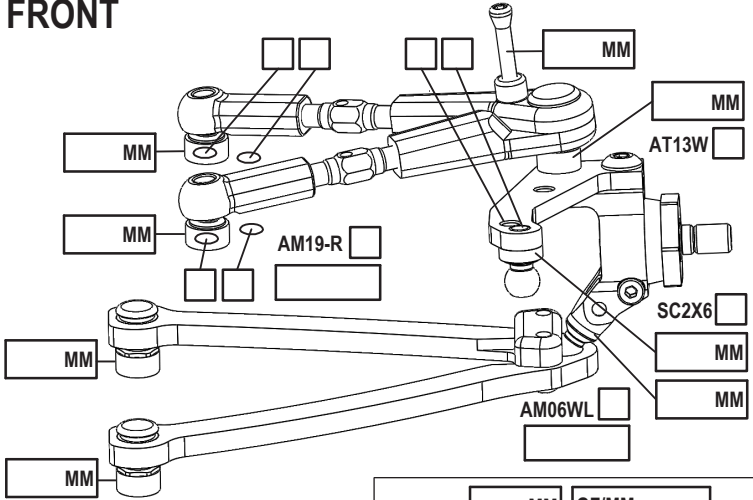


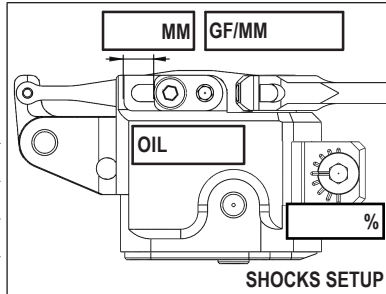
NAME _____
 COUNTRY _____
 RACE _____
 TRACK _____

DATE _____ TEMP. °C AIR / TRACK / _____
 TRACK SURFACE ASPHALT CARPET
 TRACK LAYOUT TECHNICAL MIXED FAST
 TRACTION LOW MEDIUM HIGH

FRONT



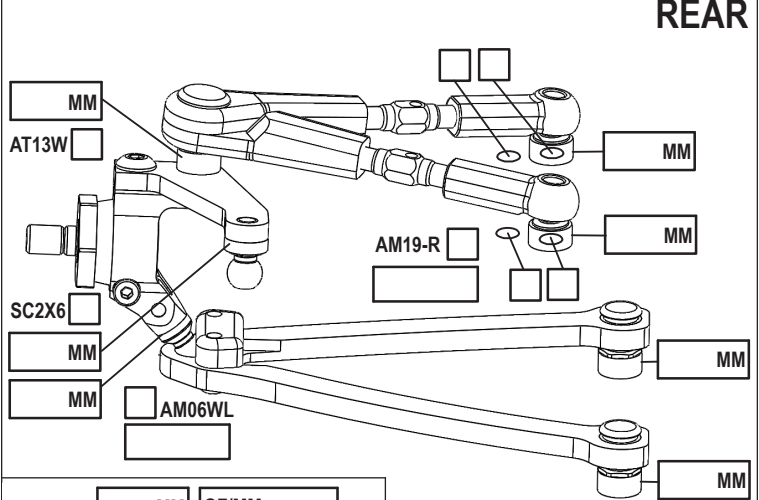
CAMBER ANGLE / ° _____
 CASTER ANGLE / ° _____
 TOE ANGLE / ° _____
 RIDE HEIGHT / MM _____
 DOWNSTOP / MM _____
 ANTI-ROLL BAR Ø / MM _____
 ARB STIFFENER 1/4 1/2 3/4 1
 LOWER ARM EXTENSION _____ MM
 STEER. ARM AM14LS
 WHEEL SPACER / MM _____
 DRIVE SPOOL DIFF
 DRIVE POSITION UP DOWN
 DIFF OIL _____ DIFF SHIMS _____



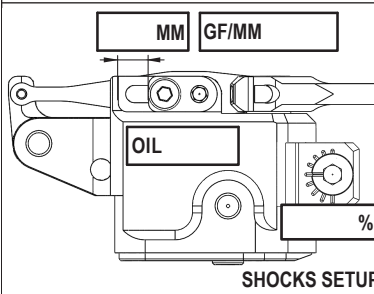
SHOCKS SETUP

DAMPER D3
 ROTOR 2 HOLES
 SPRING STD S
 SRS/RHS ARR. I II
 PSS SETUP 25% 15%
 DAMPING LINEAR PROGRESSIVE
 C45 YES NO
 2ND SPRING SPR-P1

REAR



CAMBER ANGLE / ° _____
 CASTER ANGLE / ° _____
 TOE ANGLE / ° _____
 RIDE HEIGHT / MM _____
 DOWNSTOP / MM _____
 ANTI-ROLL BAR Ø / MM _____
 ARB STIFFENER 1/4 1/2 3/4 1
 LOWER ARM EXTENSION _____ MM
 STEER. ARM AM23-R
 WHEEL SPACER / MM _____
 DRIVE (surprise us) _____
 DRIVE POSITION UP DOWN
 DIFF OIL _____ DIFF SHIMS _____



SHOCKS SETUP

DAMPER D3
 ROTOR 2 HOLES
 SPRING STD S
 SRS/RHS ARR. I II
 PSS SETUP 25% 15%
 DAMPING LINEAR PROGRESSIVE
 C45 YES NO
 2ND SPRING SPR-P1



BW22 BW22
 BW52 BW52

LOWER DECK C01B-RA C01B-RC

BUMPER TOP PLATE CUT
 C26 C26

FRONT TOP DECK C127S C127 REAR TOP DECK C127S C127
 SINGLE TOP DECK C27MMX

TIRES _____
INSERTS _____
WHEELS _____
 ADDITIVE TIME - FR RR
 TOTAL WEIGHT WEIGHT DISTRIBUTION F % R %

NOTES: _____

MOTOR LATERAL SHIFT / MM _____ ACKERMANN SHIMS / MM _____
 MOTOR _____ SERVO _____
 SPUR PINION RATIO _____ STEER TRAVEL IN _____ OUT _____
 BODY _____ BATTERY _____
 WING _____ RECEIVER _____
 ESC _____ RADIO _____
 ESC SETTING _____
 BEST LAP TIME _____ QUALIF./FINAL POSITION _____ / _____

COMMENTS: _____