

NAME \_\_\_\_\_  
 RACE \_\_\_\_\_  
 TRACK \_\_\_\_\_  
 COUNTRY \_\_\_\_\_ CLASS \_\_\_\_\_

DATE \_\_\_\_\_ TEMP. °C AIR / TRACK \_\_\_\_\_ /  
 TRACK SURFACE ASPHALT  CARPET   
 TRACK LAYOUT TECHNICAL  MIXED  FAST   
 TRACTION LOW  MEDIUM  HIGH

### FRONT



CAMBER ANGLE / ° \_\_\_\_\_  
 CASTER ANGLE / ° \_\_\_\_\_  
 TOE ANGLE / ° \_\_\_\_\_  
 RIDE HEIGHT / MM \_\_\_\_\_  
 DOWNSTOP / MM \_\_\_\_\_  
 UPSTOP / MM \_\_\_\_\_  
 ANTI-ROLL BAR Ø / MM \_\_\_\_\_  
 ARB STIFFENER 1/4  1/2  3/4  1   
 LOWER ARM EXTENSION / MM \_\_\_\_\_  
 STEER. ARM AM14LS   
 2ND SPRING SPR-P2  P1   
 WHEEL SPACER / MM \_\_\_\_\_  
 DRIVE SPOOL  DIFF   
 DRIVE POSITION DOWN  UP  +1   
 DIFF OIL \_\_\_\_\_ DIFF SHIMS \_\_\_\_\_

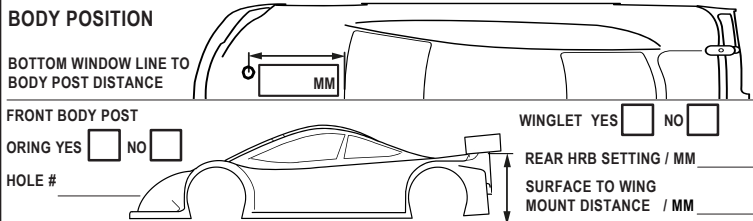
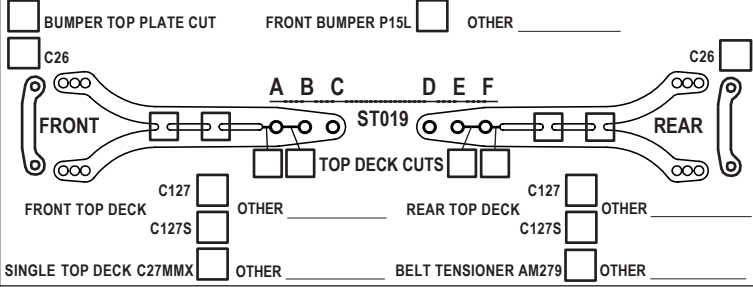
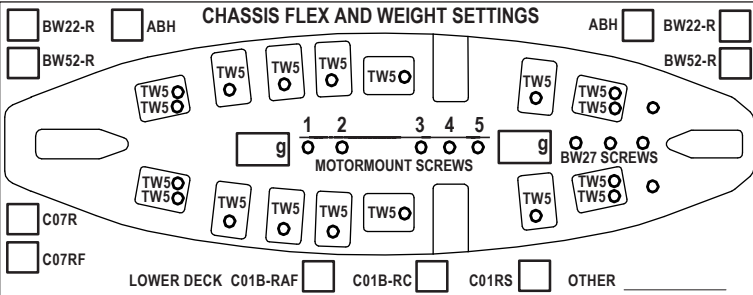
MM GF/MM \_\_\_\_\_  
 OIL \_\_\_\_\_  
 ST205  \_\_\_\_\_ %  
 ST05-R  \_\_\_\_\_  
**SHOCKS SETUP**  
 DAMPER D4   
 ROTOR 2 HOLES   
 SPRING STD  S   
 SRS/RHS ARR. I  II   
 PSS SETUP 30%  25%  15%   
 DAMPING LINEAR  P1  P2   
 DAMPER SPACER / MM \_\_\_\_\_  
 C45 YES  NO

### REAR



MM GF/MM \_\_\_\_\_  
 OIL \_\_\_\_\_  
 ST205  \_\_\_\_\_ %  
 ST05-R  \_\_\_\_\_  
**SHOCKS SETUP**  
 DAMPER D4   
 ROTOR 2 HOLES   
 SPRING STD  S   
 SRS/RHS ARR. I  II   
 PSS SETUP 30%  25%  15%   
 DAMPING LINEAR  P1  P2   
 DAMPER SPACER / MM \_\_\_\_\_  
 C45 YES  NO

CAMBER ANGLE / ° \_\_\_\_\_  
 CASTER ANGLE / ° \_\_\_\_\_  
 TOE ANGLE / ° \_\_\_\_\_  
 RIDE HEIGHT / MM \_\_\_\_\_  
 DOWNSTOP / MM \_\_\_\_\_  
 UPSTOP / MM \_\_\_\_\_  
 ANTI-ROLL BAR Ø / MM \_\_\_\_\_  
 ARB STIFFENER 1/4  1/2  3/4  1   
 LOWER ARM EXTENSION / MM \_\_\_\_\_  
 STEER. ARM AM23-1   
 2ND SPRING SPR-P2  P1   
 WHEEL SPACER / MM \_\_\_\_\_  
 DRIVE DIFF   
 DRIVE POSITION DOWN  UP  +1   
 DIFF OIL \_\_\_\_\_ DIFF SHIMS \_\_\_\_\_



**TIRES** \_\_\_\_\_  
**INSERTS** \_\_\_\_\_  
 SIDE WALLS GLUE Ø / MM F \_\_\_\_\_ R \_\_\_\_\_  
 ADDITIVE \_\_\_\_\_ TIME MIN. F \_\_\_\_\_ R \_\_\_\_\_  
 TOTAL WEIGHT \_\_\_\_\_ WEIGHT DISTRIBUTION % F \_\_\_\_\_ R \_\_\_\_\_  
**NOTES:** \_\_\_\_\_

**MOTOR LATERAL SHIFT / MM** \_\_\_\_\_  
**SERVO** \_\_\_\_\_  
**MOTOR** \_\_\_\_\_  
**SERVOHORN / HEIGHT** \_\_\_\_\_  
 SPUR PINION RATIO \_\_\_\_\_  
**ACKERMANN POSITION** \_\_\_\_\_  
**BODY** \_\_\_\_\_  
**STEER TRAVEL IN** \_\_\_\_\_ **OUT** \_\_\_\_\_  
**WING** \_\_\_\_\_  
**BATTERY** \_\_\_\_\_  
**ESC** \_\_\_\_\_  
**RECEIVER** \_\_\_\_\_  
**ESC SETTING** \_\_\_\_\_  
**RADIO** \_\_\_\_\_  
**BEST LAPTIME** \_\_\_\_\_ **QUALIF./FINAL POSITION** \_\_\_\_\_ /

**COMMENTS:** \_\_\_\_\_