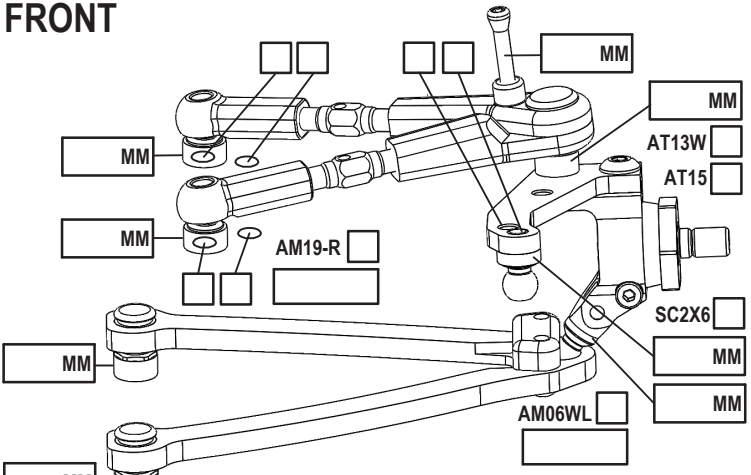


NAME _____
 RACE _____
 TRACK _____
 COUNTRY _____ CLASS _____

DATE _____ TEMP. °C AIR / TRACK _____ /
 TRACK SURFACE ASPHALT CARPET
 TRACK LAYOUT TECHNICAL MIXED FAST
 TRACTION LOW MEDIUM HIGH

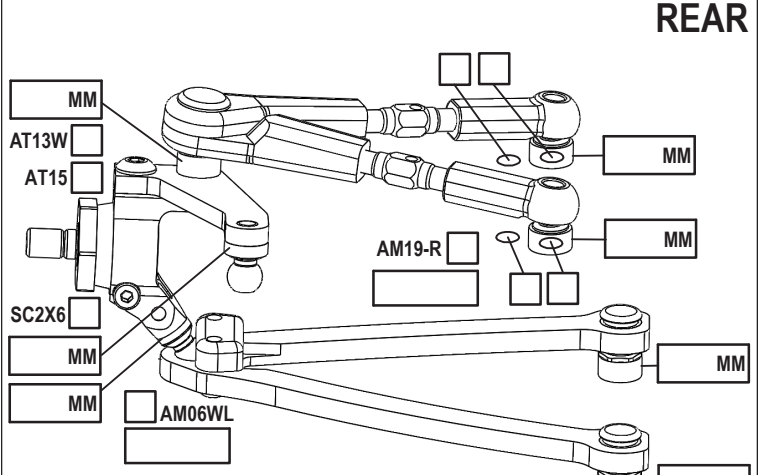
FRONT



CAMBER ANGLE / ° _____
 CASTER ANGLE / ° _____
 TOE ANGLE / ° _____
 RIDE HEIGHT / MM _____
 DOWNSTOP / MM _____
 UPSTOP / MM _____
 ANTI-ROLL BAR Ø / MM _____
 ARB STIFFENER 1/4 1/2 3/4 1
 LOWER ARM EXTENSION / MM _____
 STEER. ARM AM14LS
 2ND SPRING SPR-P2 P1
 WHEEL SPACER / MM _____
 DRIVE SPOOL DIFF
 DRIVE POSITION DOWN UP +1
 DIFF OIL _____ DIFF SHIMS _____

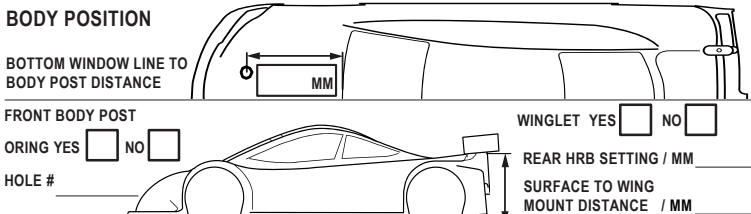
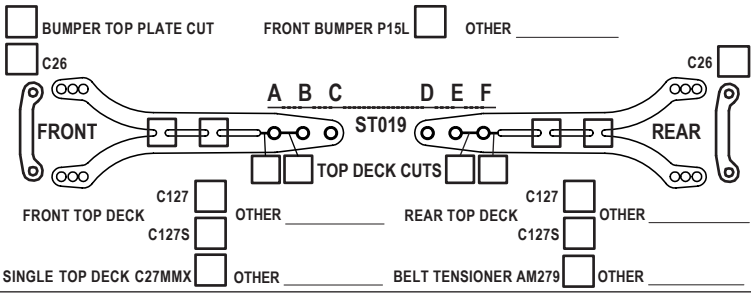
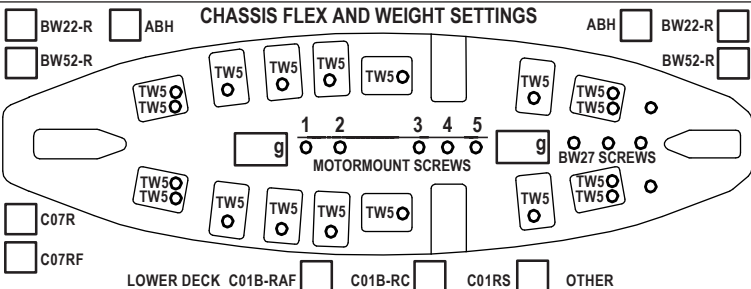
SHOCKS SETUP
 OIL _____ GF/MM _____
 ST205 _____ %
 ST05-R _____
 DAMPER D4
 ROTOR 2 HOLES
 SPRING STD S
 SRS/RHS ARR. I II
 PSS SETUP 30% 25% 15%
 DAMPING LINEAR P1 P2
 DAMPER SPACER / MM _____
 C45 YES NO

REAR



SHOCKS SETUP
 OIL _____ GF/MM _____
 ST205 _____ %
 ST05-R _____
 DAMPER D4
 ROTOR 2 HOLES
 SPRING STD S
 SRS/RHS ARR. I II
 PSS SETUP 30% 25% 15%
 DAMPING LINEAR P1 P2
 DAMPER SPACER / MM _____
 C45 YES NO

CAMBER ANGLE / ° _____
 CASTER ANGLE / ° _____
 TOE ANGLE / ° _____
 RIDE HEIGHT / MM _____
 DOWNSTOP / MM _____
 UPSTOP / MM _____
 ANTI-ROLL BAR Ø / MM _____
 ARB STIFFENER 1/4 1/2 3/4 1
 LOWER ARM EXTENSION / MM _____
 STEER. ARM AM23-1
 2ND SPRING SPR-P2 P1
 WHEEL SPACER / MM _____
 DRIVE DIFF
 DRIVE POSITION DOWN UP +1
 DIFF OIL _____ DIFF SHIMS _____



TIRES _____
 INSERTS _____
 SIDE WALLS GLUE Ø / MM F _____ R _____
 ADDITIVE _____ TIME MIN. F _____ R _____
 TOTAL WEIGHT _____ WEIGHT DISTRIBUTION % F _____ R _____
 NOTES: _____

MOTOR LATERAL SHIFT / MM _____ SERVO _____
 MOTOR SERVOHORN / HEIGHT _____
 SPUR PINION RATIO _____ ACKERMANN POSITION _____
 BODY STEER TRAVEL IN _____ OUT _____
 WING BATTERY _____
 ESC RECEIVER _____
 ESC SETTING RADIO _____
 BEST LAPTIME _____ QUALIF./FINAL POSITION _____ /

COMMENTS: _____