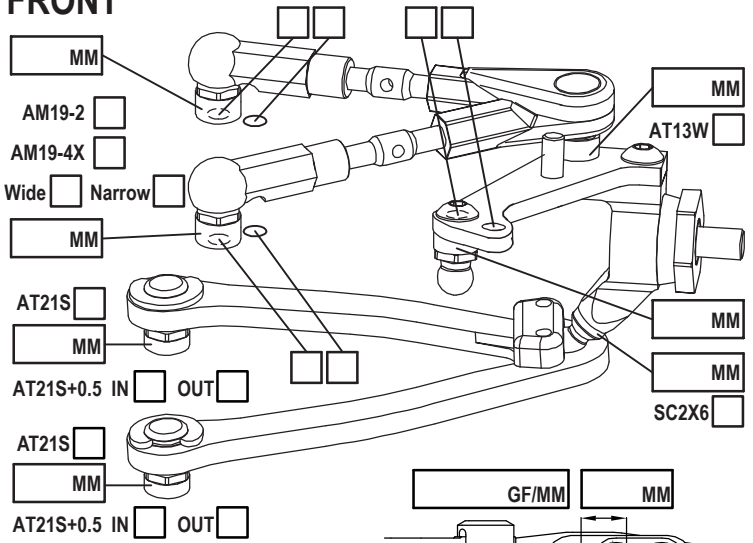


NAME \_\_\_\_\_  
 COUNTRY \_\_\_\_\_  
 RACE \_\_\_\_\_  
 TRACK \_\_\_\_\_

DATE \_\_\_\_\_ TEMP. °C AIR / TRACK \_\_\_\_\_ /  
 ASPHALT  (OUTDOOR  INDOOR ) CARPET   
 TRACK CONDITION TECHNICAL  MIXED  FAST   
 TRACTION LOW  MEDIUM  HIGH

### FRONT



CAMBER ANGLE / ° \_\_\_\_\_  
 CASTER ANGLE / ° \_\_\_\_\_  
 TOE ANGLE / ° \_\_\_\_\_  
 RIDE HEIGHT / MM \_\_\_\_\_  
 DOWNSTOP / MM \_\_\_\_\_  
 UPWNSTOP / MM \_\_\_\_\_  
 STABILIZER Ø / MM \_\_\_\_\_

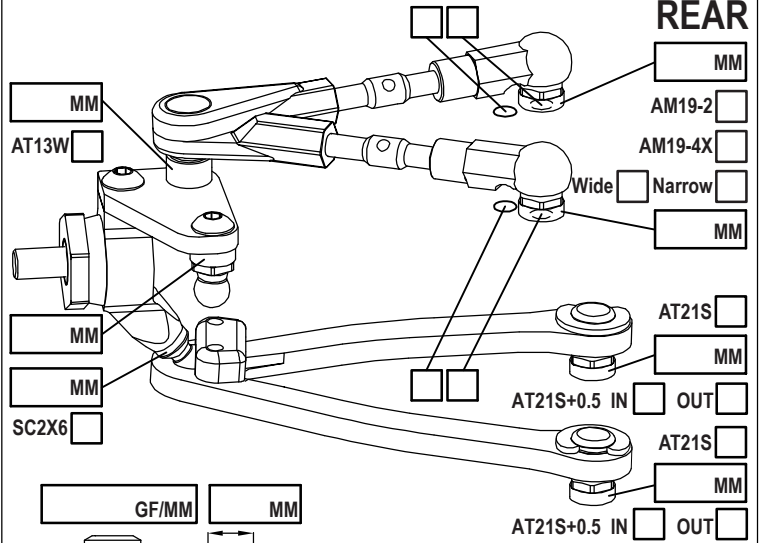
LOW ARM C04M1+0.5    
 STEER. ARM AM14LS

WHEEL SPACER / MM \_\_\_\_\_  
 FRONT DRIVE SPOOL  GB2B  LOW  HIGH   
 DIFF. OIL \_\_\_\_\_ DIFF WASHERS \_\_\_\_\_  
 DOGBONE DRIVE ST02  WHEELHUB AM06WL

**SHOCKS SET**

ROTOR STD    
 SPRING STD  S   
 DAMPER D2.2    
 SRS/RHS ARR. I  II   
 PSS SETUP MM A  B

### REAR



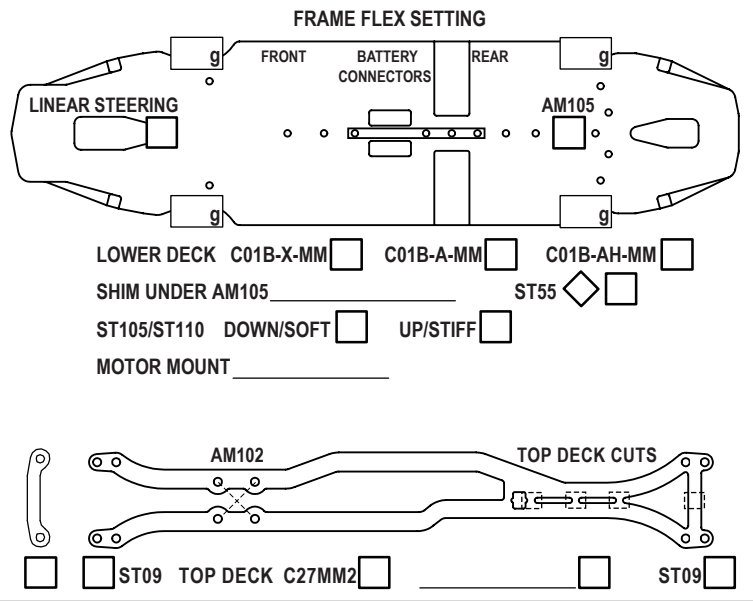
CAMBER ANGLE / ° \_\_\_\_\_  
 CASTER ANGLE / ° \_\_\_\_\_  
 TOE ANGLE / ° \_\_\_\_\_  
 RIDE HEIGHT / MM \_\_\_\_\_  
 DOWNSTOP / MM \_\_\_\_\_  
 UPWNSTOP / MM \_\_\_\_\_  
 STABILIZER Ø / MM \_\_\_\_\_

LOW ARM C04M1+0.5    
 STEER. ARM AM23

WHEEL SPACER / MM \_\_\_\_\_  
 REAR DRIVE GB2B  LOW  HIGH   
 DIFF. OIL \_\_\_\_\_ DIFF WASHERS \_\_\_\_\_  
 DOGBONE DRIVE EVD  WHEELHUB AM06WL

**SHOCKS SET**

ROTOR STD    
 SPRING STD  S   
 DAMPER D2.2    
 SRS/RHS ARR. I  II   
 PSS SETUP MM A  B



**TIRES** \_\_\_\_\_  
 INSERTS \_\_\_\_\_  
 WHEELS \_\_\_\_\_  
 ADDITIVE \_\_\_\_\_ TIME - FR \_\_\_\_\_ RR \_\_\_\_\_

**NOTES**

MOTOR LATERAL SHIFT / MM	ACKERMANN SHIMS / MM
MOTOR	SERVO
SPUR PINION RATIO	STEER TRAVEL IN OUT
BODY	BATTERY
WING	RECEIVER
ESC	RADIO
ESC SETTING	
BEST LAPTIME	QUALIF./FINAL POSITION /

# COMMENTS