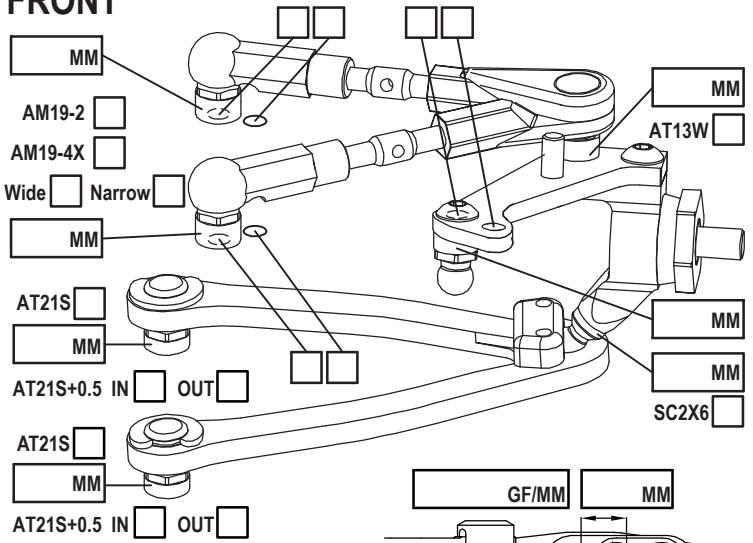


NAME \_\_\_\_\_  
 COUNTRY \_\_\_\_\_  
 RACE \_\_\_\_\_  
 TRACK \_\_\_\_\_

DATE \_\_\_\_\_ TEMP. °C AIR / TRACK \_\_\_\_\_ /  
 ASPHALT  (OUTDOOR  INDOOR ) CARPET   
 TRACK CONDITION TECHNICAL  MIXED  FAST   
 TRACTION LOW  MEDIUM  HIGH

### FRONT

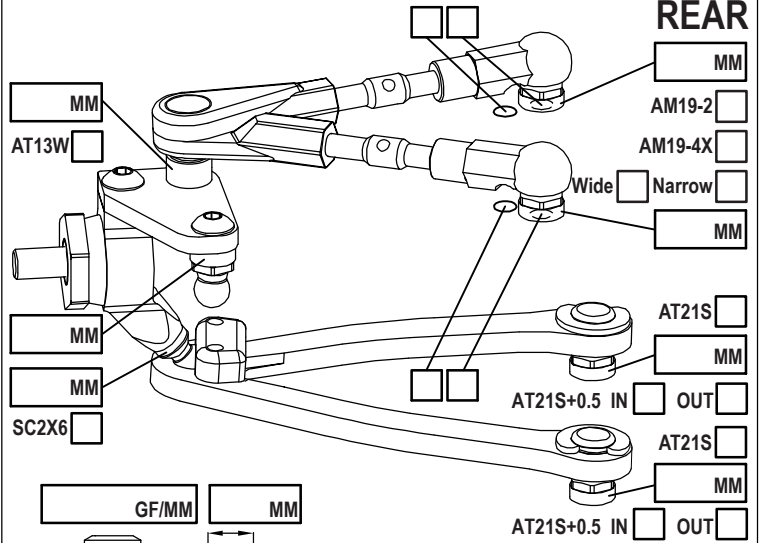


CAMBER ANGLE / ° \_\_\_\_\_  
 CASTER ANGLE / ° \_\_\_\_\_  
 TOE ANGLE / ° \_\_\_\_\_  
 RIDE HEIGHT / MM \_\_\_\_\_  
 DOWNSTOP / MM \_\_\_\_\_  
 UPWNSTOP / MM \_\_\_\_\_  
 STABILIZER Ø / MM \_\_\_\_\_  
 LOW ARM C04M1+0.5    
 STEER. ARM AM14LS    
 WHEEL SPACER / MM \_\_\_\_\_  
 FRONT DRIVE SPOOL  GB2B  LOW  HIGH   
 DIFF. OIL \_\_\_\_\_ DIFF WASHERS \_\_\_\_\_  
 DOGBONE DRIVE ST02  WHEELHUB AM06WL



MM    
 OIL    
 MM

### REAR

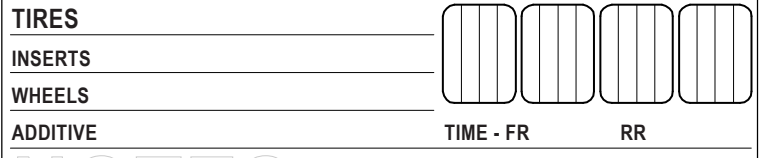


CAMBER ANGLE / ° \_\_\_\_\_  
 CASTER ANGLE / ° \_\_\_\_\_  
 TOE ANGLE / ° \_\_\_\_\_  
 RIDE HEIGHT / MM \_\_\_\_\_  
 DOWNSTOP / MM \_\_\_\_\_  
 UPWNSTOP / MM \_\_\_\_\_  
 STABILIZER Ø / MM \_\_\_\_\_  
 LOW ARM C04M1+0.5    
 STEER. ARM AM23    
 WHEEL SPACER / MM \_\_\_\_\_  
 REAR DRIVE GB2B  LOW  HIGH   
 DIFF. OIL \_\_\_\_\_ DIFF WASHERS \_\_\_\_\_  
 DOGBONE DRIVE EVD  WHEELHUB AM06WL

MM    
 OIL    
 MM



LOWER DECK C01B-X-MM  C01B-X-MMA   
 SHIM UNDER AM105 \_\_\_\_\_ ST55   
 ST105/ST110 DOWN/SOFT  UP/STIFF   
 MOTOR MOUNT \_\_\_\_\_  
 AM102  
 TOP DECK CUTS  
 ST09 TOP DECK C27MM2   ST09



## NOTES

MOTOR LATERAL SHIFT / MM \_\_\_\_\_  
 MOTOR \_\_\_\_\_  
 SPUR PINION RATIO \_\_\_\_\_  
 BODY \_\_\_\_\_  
 WING \_\_\_\_\_  
 ESC \_\_\_\_\_  
 ESC SETTING \_\_\_\_\_  
 BEST LAPTIME \_\_\_\_\_ QUALIF./FINAL POSITION \_\_\_\_\_ /  
 ACKERMANN SHIMS / MM \_\_\_\_\_  
 SERVO \_\_\_\_\_  
 STEER TRAVEL IN \_\_\_\_\_ OUT \_\_\_\_\_  
 BATTERY \_\_\_\_\_  
 RECEIVER \_\_\_\_\_  
 RADIO \_\_\_\_\_

# COMMENTS