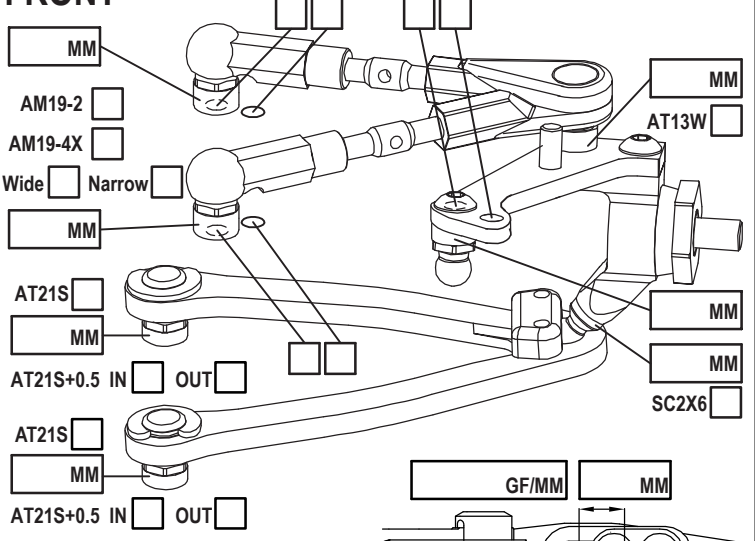


NAME \_\_\_\_\_  
 COUNTRY \_\_\_\_\_  
 RACE \_\_\_\_\_  
 TRACK \_\_\_\_\_

DATE \_\_\_\_\_ TEMP. °C AIR / TRACK \_\_\_\_\_ /  
 ASPHALT  (OUTDOOR  INDOOR ) CARPET   
 TRACK CONDITION TECHNICAL  MIXED  FAST   
 TRACTION LOW  MEDIUM  HIGH

### FRONT



CAMBER ANGLE / ° \_\_\_\_\_  
 CASTER ANGLE / ° \_\_\_\_\_  
 TOE ANGLE / ° \_\_\_\_\_  
 RIDE HEIGHT / MM \_\_\_\_\_  
 DOWNSTOP / MM \_\_\_\_\_  
 UPWNSTOP / MM \_\_\_\_\_  
 STABILIZER Ø / MM \_\_\_\_\_

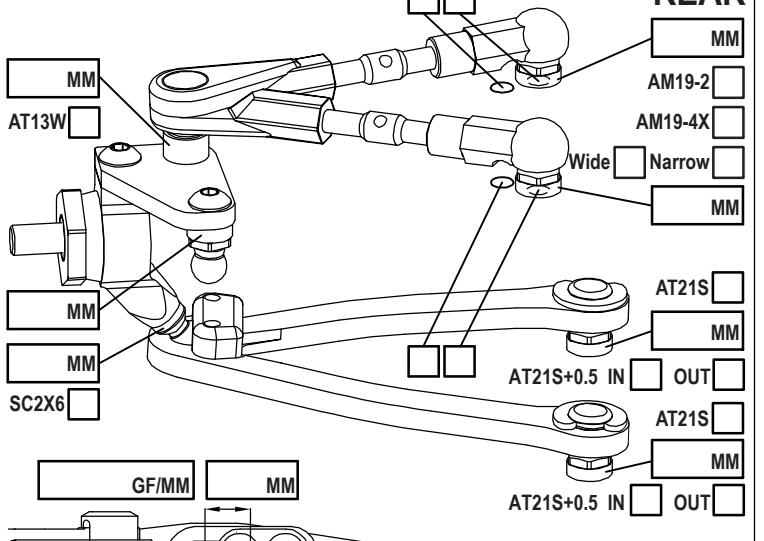
LOW ARM C04M1+0.5    
 STEER. ARM AM14LS

WHEEL SPACER / MM \_\_\_\_\_  
 FRONT DRIVE SPOOL  GB2B  LOW  HIGH   
 DIFF. OIL \_\_\_\_\_ DIFF WASHERS \_\_\_\_\_  
 DOGBONE DRIVE ST02  WHEELHUB AM06WL

**SHOCKS SET**

ROTOR STD    
 SPRING STD  S   
 DAMPER D2.2    
 SRS/RHS ARR. I  II   
 PSS SETUP MM A  B

### REAR



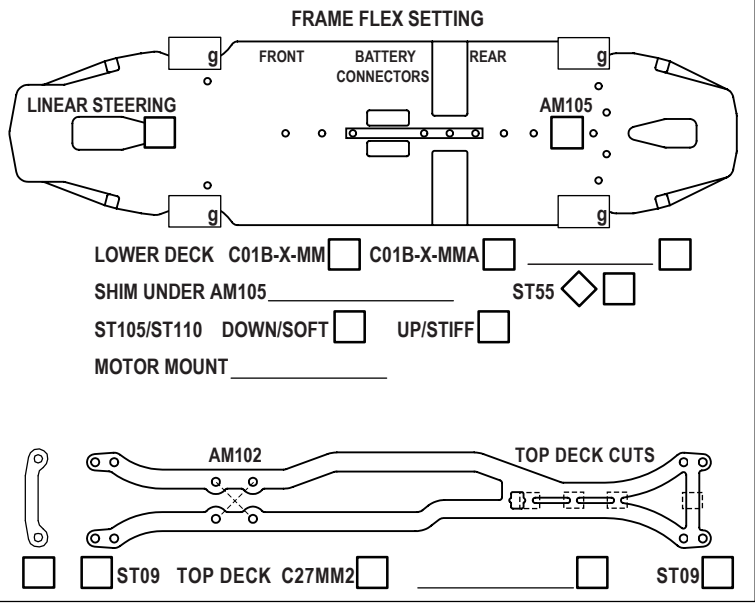
CAMBER ANGLE / ° \_\_\_\_\_  
 CASTER ANGLE / ° \_\_\_\_\_  
 TOE ANGLE / ° \_\_\_\_\_  
 RIDE HEIGHT / MM \_\_\_\_\_  
 DOWNSTOP / MM \_\_\_\_\_  
 UPWNSTOP / MM \_\_\_\_\_  
 STABILIZER Ø / MM \_\_\_\_\_

LOW ARM C04M1+0.5    
 STEER. ARM AM23

WHEEL SPACER / MM \_\_\_\_\_  
 REAR DRIVE GB2B  LOW  HIGH   
 DIFF. OIL \_\_\_\_\_ DIFF WASHERS \_\_\_\_\_  
 DOGBONE DRIVE EVD  WHEELHUB AM06WL

**SHOCKS SET**

ROTOR STD    
 SPRING STD  S   
 DAMPER D2.2    
 SRS/RHS ARR. I  II   
 PSS SETUP MM A  B



**TIRES** \_\_\_\_\_  
**INSERTS** \_\_\_\_\_  
**WHEELS** \_\_\_\_\_  
**ADDITIVE** \_\_\_\_\_ TIME - FR \_\_\_\_\_ RR \_\_\_\_\_

**NOTES**

**MOTOR LATERAL SHIFT / MM** \_\_\_\_\_  
**MOTOR** \_\_\_\_\_  
**SPUR PINION RATIO** \_\_\_\_\_  
**BODY** \_\_\_\_\_  
**WING** \_\_\_\_\_  
**ESC** \_\_\_\_\_  
**ESC SETTING** \_\_\_\_\_  
**BEST LAPTIME** \_\_\_\_\_ **QUALIF./FINAL POSITION** \_\_\_\_\_ /

**ACKERMANN SHIMS / MM** \_\_\_\_\_  
**SERVO** \_\_\_\_\_  
**STEER TRAVEL IN OUT** \_\_\_\_\_  
**BATTERY** \_\_\_\_\_  
**RECEIVER** \_\_\_\_\_  
**RADIO** \_\_\_\_\_

# COMMENTS