

NAME _____

COUNTRY _____

RACE _____

TRACK _____

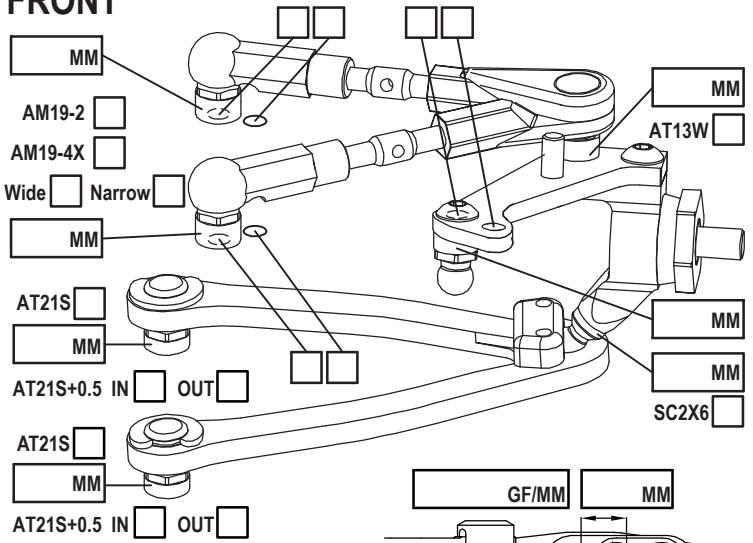
DATE _____ TEMP. °C AIR / TRACK _____ /

ASPHALT (OUTDOOR INDOOR) CARPET

TRACK CONDITION TECHNICAL MIXED FAST

TRACTION LOW MEDIUM HIGH

FRONT



CAMBER ANGLE / ° _____

CASTER ANGLE / ° _____

TOE ANGLE / ° _____

RIDE HEIGHT / MM _____

DOWNSTOP / MM _____

UPWNSTOP / MM _____

STABILIZER Ø / MM _____

LOW ARM C04M1+0.5

STEER. ARM AM14LS

WHEEL SPACER / MM _____

FRONT DRIVE SPOOL GB2B LOW HIGH

DIFF. OIL _____ DIFF WASHERS _____

DOGBONE DRIVE ST02 WHEELHUB AM06WL



ROTOR STD

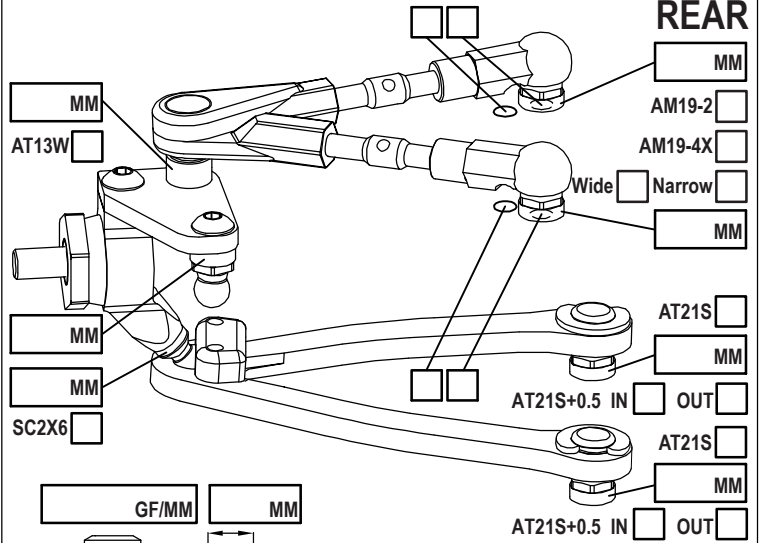
SPRING STD S

DAMPER D2.2

SRS/RHS ARR. I II

PSS SETUP MM A B

REAR



CAMBER ANGLE / ° _____

CASTER ANGLE / ° _____

TOE ANGLE / ° _____

RIDE HEIGHT / MM _____

DOWNSTOP / MM _____

UPWNSTOP / MM _____

STABILIZER Ø / MM _____

LOW ARM C04M1+0.5

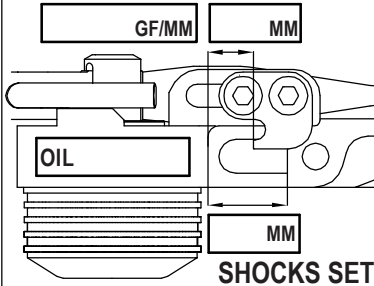
STEER. ARM AM23

WHEEL SPACER / MM _____

REAR DRIVE GB2B LOW HIGH

DIFF. OIL _____ DIFF WASHERS _____

DOGBONE DRIVE EVD WHEELHUB AM06WL



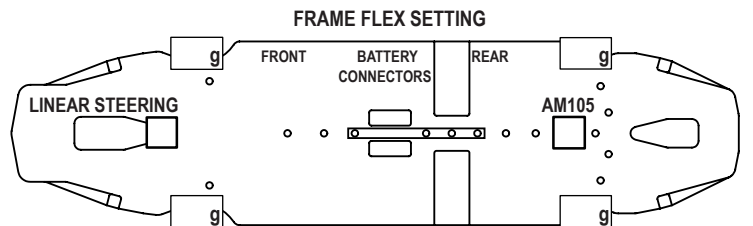
ROTOR STD

SPRING STD S

DAMPER D2.2

SRS/RHS ARR. I II

PSS SETUP MM A B



LOWER DECK C01B-X-MM C01B-X-MMA

SHIM UNDER AM105 _____ ST55

ST105/ST110 DOWN/SOFT UP/STIFF

MOTOR MOUNT _____

AM102

TOP DECK CUTS

ST09 TOP DECK C27MM2 ST09

TIRES _____

INSERTS _____

WHEELS _____

ADDITIVE _____ TIME - FR _____ RR _____

NOTES

MOTOR LATERAL SHIFT / MM _____

MOTOR _____

SPUR PINION RATIO _____

BODY _____

WING _____

ESC _____

ESC SETTING _____

BEST LAPTIME _____

ACKERMANN SHIMS / MM _____

SERVO _____

STEER TRAVEL IN _____ OUT _____

BATTERY _____

RECEIVER _____

RADIO _____

QUALIF./FINAL POSITION _____ / _____

COMMENTS