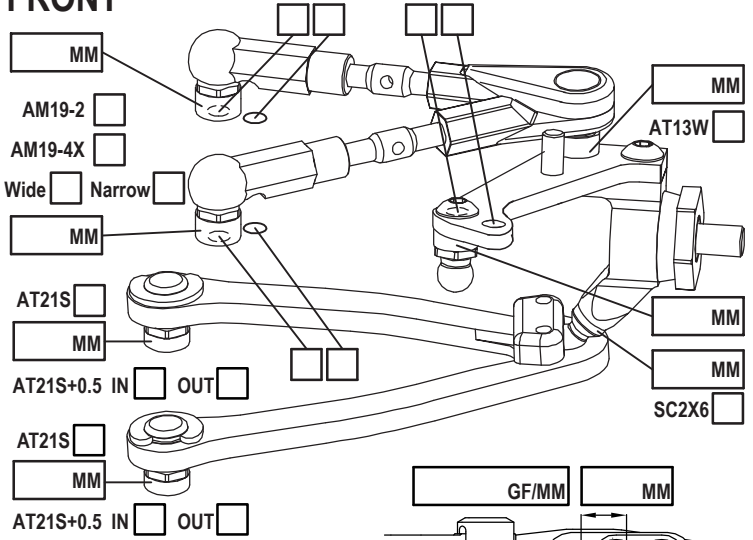


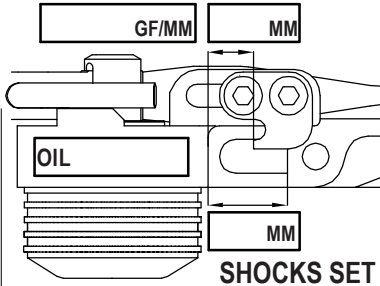
NAME _____
 COUNTRY _____
 RACE _____
 TRACK _____

DATE _____ TEMP. °C AIR / TRACK _____ /
 ASPHALT (OUTDOOR INDOOR) CARPET
 TRACK CONDITION TECHNICAL MIXED FAST
 TRACTION LOW MEDIUM HIGH

FRONT

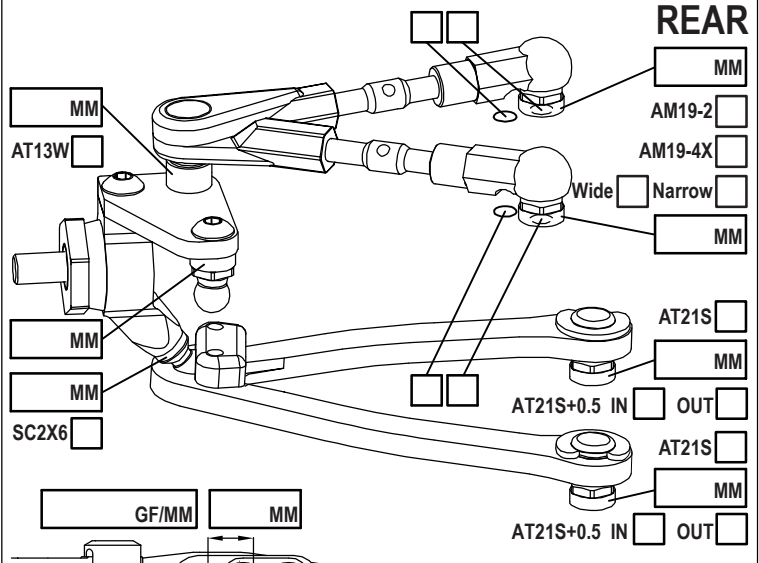


CAMBER ANGLE / ° _____
 CASTER ANGLE / ° _____
 TOE ANGLE / ° _____
 RIDE HEIGHT / MM _____
 DOWNSTOP / MM _____
 UPWNSTOP / MM _____
 STABILIZER Ø / MM _____
 LOW ARM C04M1+0.5
 STEER. ARM AM14LS
 WHEEL SPACER / MM _____
 FRONT DRIVE SPOOL GB2B LOW HIGH
 DIFF. OIL _____ DIFF WASHERS _____
 DOGBONE DRIVE ST02 WHEELHUB AM06WL



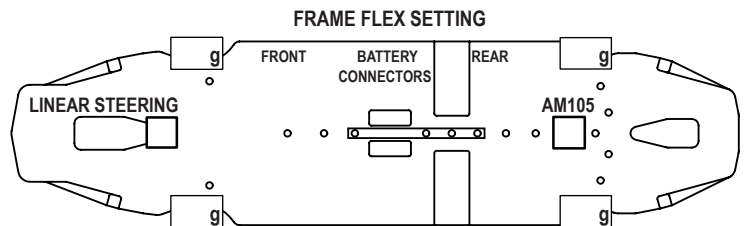
ROTOR STD
 SPRING STD S
 DAMPER D2.2
 SRS/RHS ARR. I II
 PSS SETUP MM A B

REAR

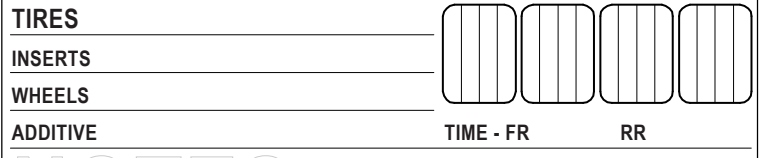


CAMBER ANGLE / ° _____
 CASTER ANGLE / ° _____
 TOE ANGLE / ° _____
 RIDE HEIGHT / MM _____
 DOWNSTOP / MM _____
 UPWNSTOP / MM _____
 STABILIZER Ø / MM _____
 LOW ARM C04M1+0.5
 STEER. ARM AM23
 WHEEL SPACER / MM _____
 REAR DRIVE GB2B LOW HIGH
 DIFF. OIL _____ DIFF WASHERS _____
 DOGBONE DRIVE EVD WHEELHUB AM06WL

ROTOR STD
 SPRING STD S
 DAMPER D2.2
 SRS/RHS ARR. I II
 PSS SETUP MM A B



LOWER DECK C01B-X-MM C01B-A-MM C01B-AH-MM
 SHIM UNDER AM105 _____ ST55
 ST105/ST110 DOWN/SOFT UP/STIFF
 MOTOR MOUNT _____
 AM102 TOP DECK CUTS
 ST09 TOP DECK C27MM2 ST09



NOTES

MOTOR LATERAL SHIFT / MM _____
 MOTOR _____
 SPUR PINION RATIO _____
 BODY _____
 WING _____
 ESC _____
 ESC SETTING _____
 BEST LAPTIME _____ QUALIF./FINAL POSITION _____ /
 ACKERMANN SHIMS / MM _____
 SERVO _____
 STEER TRAVEL IN _____ OUT _____
 BATTERY _____
 RECEIVER _____
 RADIO _____

COMMENTS