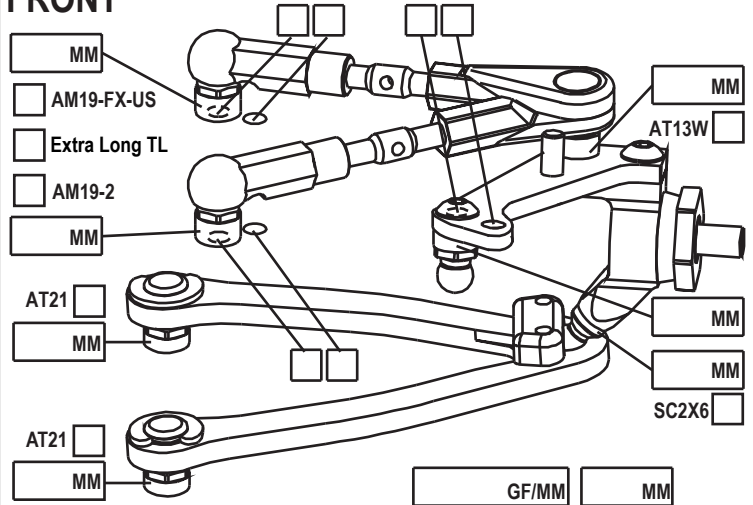


NAME \_\_\_\_\_  
 COUNTRY \_\_\_\_\_  
 RACE \_\_\_\_\_  
 TRACK \_\_\_\_\_

DATE \_\_\_\_\_ TEMP. °C AIR / TRACK \_\_\_\_\_ /  
 ASPHALT  OUTDOOR  INDOOR  CARPET   
 TRACK CONDITION TECHNICAL  MIXED  FAST   
 TRACTION LOW  MEDIUM  HIGH

### FRONT

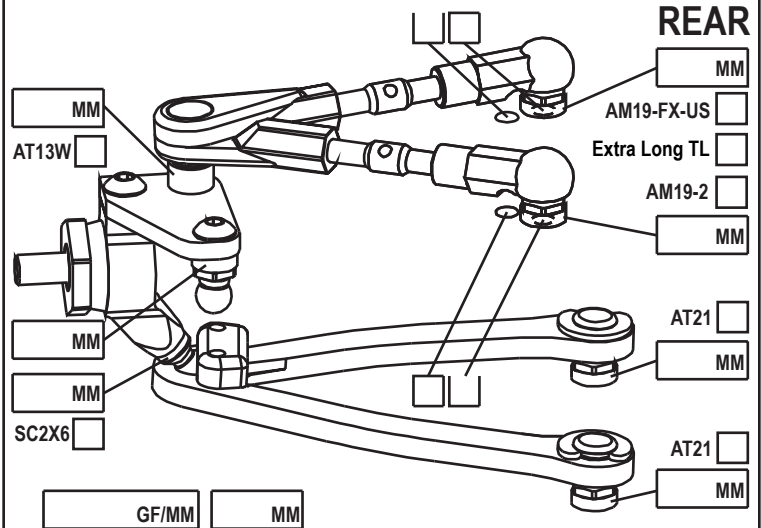


CAMBER ANGLE / ° \_\_\_\_\_  
 CASTER ANGLE / ° \_\_\_\_\_  
 TOE ANGLE / ° \_\_\_\_\_  
 RIDE HEIGHT / MM \_\_\_\_\_  
 DOWNSTOP / MM \_\_\_\_\_  
 UPWNSTOP / MM \_\_\_\_\_  
 STABILIZER Ø / MM \_\_\_\_\_  
 LOW ARM C04M1+9.0    
 STEER. ARM AM14LS    
 WHEEL SPACER / MM \_\_\_\_\_  
 FRONT DRIVE SPOOL  GB2B  LOW  HIGH   
 DIFF. OIL \_\_\_\_\_ DIFF WASHERS \_\_\_\_\_  
 WHEELHUB AM06WL

**SHOCKS SET**

ROTOR	STD	<input type="checkbox"/>	<input type="checkbox"/>
SPRING	STD	<input type="checkbox"/>	S <input type="checkbox"/>
DAMPER	D2.2	<input type="checkbox"/>	<input type="checkbox"/>
SRS/RHS ARR.	I	<input type="checkbox"/>	II <input type="checkbox"/>
PSS SETUP	25%	<input type="checkbox"/>	15% <input type="checkbox"/>

### REAR

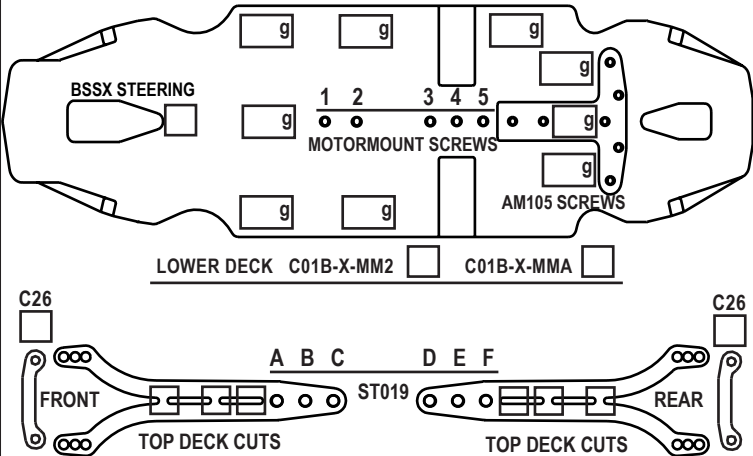


CAMBER ANGLE / ° \_\_\_\_\_  
 CASTER ANGLE / ° \_\_\_\_\_  
 TOE ANGLE / ° \_\_\_\_\_  
 RIDE HEIGHT / MM \_\_\_\_\_  
 DOWNSTOP / MM \_\_\_\_\_  
 UPWNSTOP / MM \_\_\_\_\_  
 STABILIZER Ø / MM \_\_\_\_\_  
 LOW ARM C04M1+8.0    
 STEER. ARM AM23-1    
 WHEEL SPACER / MM \_\_\_\_\_  
 REAR DRIVE GB2B  LOW  HIGH   
 DIFF. OIL \_\_\_\_\_ DIFF WASHERS \_\_\_\_\_  
 WHEELHUB AM06WL

**SHOCKS SET**

ROTOR	STD	<input type="checkbox"/>	<input type="checkbox"/>
SPRING	STD	<input type="checkbox"/>	S <input type="checkbox"/>
DAMPER	D2.2	<input type="checkbox"/>	<input type="checkbox"/>
SRS/RHS ARR.	I	<input type="checkbox"/>	II <input type="checkbox"/>
PSS SETUP	25%	<input type="checkbox"/>	15% <input type="checkbox"/>

### CHASSIS FLEX AND WEIGHT SETTINGS



LOWER DECK C01B-X-MM2  C01B-X-MMA   
 FRONT TOP DECK C127  C127S  REAR TOP DECK C127  C127S

### TIRES

INSERTS \_\_\_\_\_  
 WHEELS \_\_\_\_\_  
 ADDITIVE \_\_\_\_\_ TIME - FR \_\_\_\_\_ RR \_\_\_\_\_  
 TOTAL WEIGHT \_\_\_\_\_ WEIGHT DISTRIBUTION F % R %  
 NOTES: \_\_\_\_\_

MOTOR LATERAL SHIFT / MM _____	ACKERMANN POSITION _____
MOTOR _____	SERVO _____
SPUR PINION RATIO _____	STEER TRAVEL IN _____ OUT _____
BODY _____	BATTERY _____
WING _____	RECEIVER _____
ESC _____	RADIO _____
ESC SETTING _____	
BEST LAP TIME _____	QUALIF./FINAL POSITION _____ /