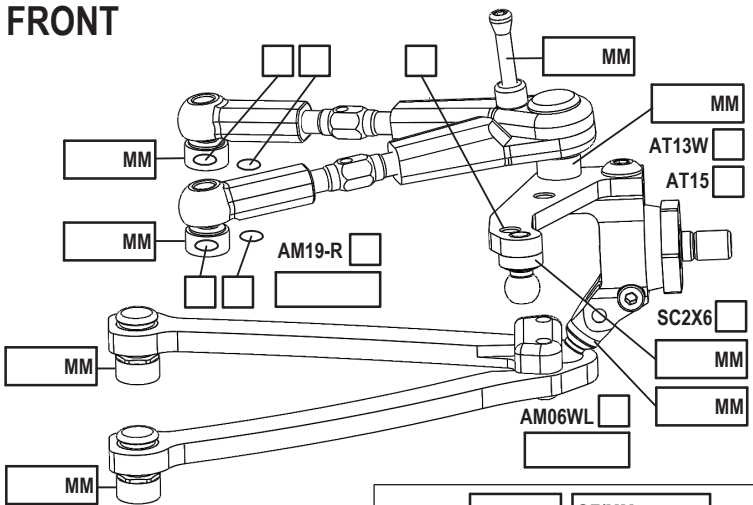


NAME \_\_\_\_\_  
 RACE \_\_\_\_\_  
 TRACK \_\_\_\_\_  
 COUNTRY \_\_\_\_\_ CLASS \_\_\_\_\_

DATE \_\_\_\_\_ TEMP. °C AIR / TRACK \_\_\_\_\_ /  
 TRACK SURFACE ASPHALT  CARPET   
 TRACK LAYOUT TECHNICAL  MIXED  FAST   
 TRACTION LOW  MEDIUM  HIGH

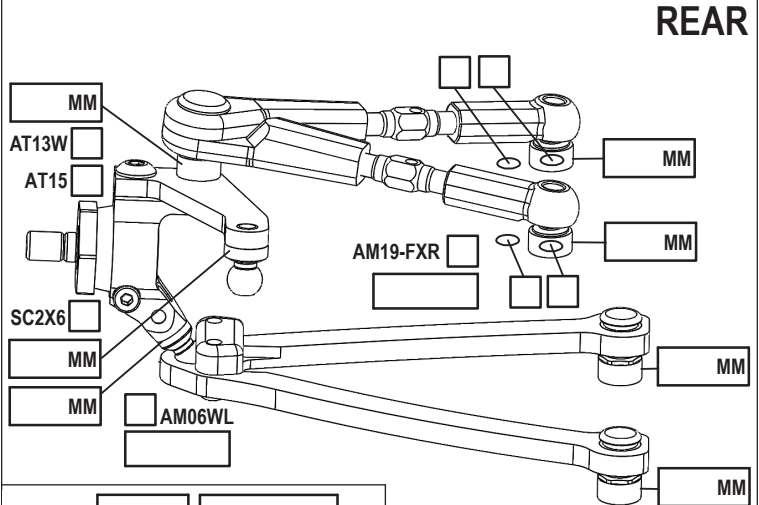
### FRONT



CAMBER ANGLE / ° \_\_\_\_\_  
 CASTER ANGLE / ° \_\_\_\_\_  
 TOE ANGLE / ° \_\_\_\_\_  
 RIDE HEIGHT / MM \_\_\_\_\_  
 DOWNSTOP / MM \_\_\_\_\_  
 UPSTOP / MM \_\_\_\_\_  
 ANTI-ROLL BAR Ø / MM \_\_\_\_\_  
 ARB STIFFENER 1/4  1/2  3/4  1   
 LOWER ARM EXTENSION \_\_\_\_\_ MM  
 STEER. ARM AM14FX   
 WHEEL SPACER / MM \_\_\_\_\_  
 DRIVE SPOOL  DIFF   
 DRIVE POSITION UP  DOWN   
 DIFF OIL \_\_\_\_\_ DIFF SHIMS \_\_\_\_\_

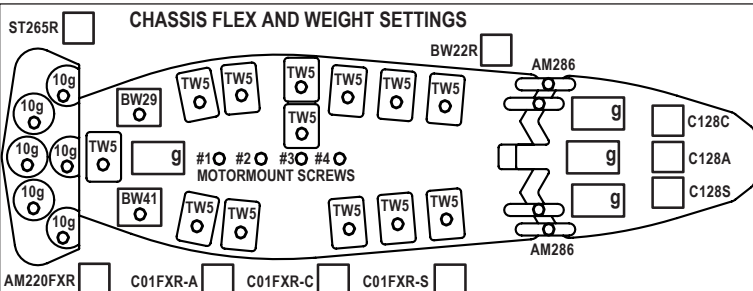
SHOCKS SETUP  
 ST205  GF/MM \_\_\_\_\_  
 ST05-R  \_\_\_\_\_  
 DAMPER D4   
 ROTOR 2 HOLES   
 SPRING STD  S   
 SRS/RHS ARR. I  II   
 PSS SETUP 30%  25%  15%   
 DAMPING LINEAR  P1  P2   
 DAMPER SPACER / MM \_\_\_\_\_

### REAR

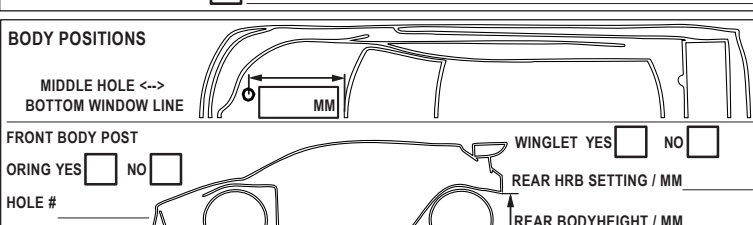


SHOCKS SETUP  
 ST205  GF/MM \_\_\_\_\_  
 ST05-R  \_\_\_\_\_  
 DAMPER D4   
 ROTOR 2 HOLES   
 SPRING STD  S   
 SRS/RHS ARR. I  II   
 PSS SETUP 30%  25%  15%   
 DAMPING LINEAR  P1  P2   
 DAMPER SPACER / MM \_\_\_\_\_  
 C45FXR YES  NO

CAMBER ANGLE / ° \_\_\_\_\_  
 CASTER ANGLE / ° \_\_\_\_\_  
 TOE ANGLE / ° \_\_\_\_\_  
 RIDE HEIGHT / MM \_\_\_\_\_  
 DOWNSTOP / MM \_\_\_\_\_  
 UPSTOP / MM \_\_\_\_\_  
 ANTI-ROLL BAR Ø / MM \_\_\_\_\_  
 ARB STIFFENER 1/4  1/2  3/4  1   
 LOWER ARM EXTENSION \_\_\_\_\_ MM  
 STEER. ARM AM23-1   
 WHEEL SPACER / MM \_\_\_\_\_  
 WHEEL BASE #1  #2  #3  #4



ST265R  BW22R  AM286   
 AM220FXR  C01FXR-A  C01FXR-C  C01FXR-S   
 BUMPER TOP PLATE CUT  BUMPER TOP PLATE P14-5-R  C07R  C07RF   
 AM288  FRONT BUMPER P15FX  P15L  OTHER   
 FRONT TOP DECK C107FXG  C107FXC  REAR TOP DECK 27FXR   
 SINGLE TOP DECK C27FXR-L



TIRES \_\_\_\_\_  
 INSERTS \_\_\_\_\_  
 SIDE WALLS GLUE Ø / MM F \_\_\_\_\_ R \_\_\_\_\_  
 ADDITIVE \_\_\_\_\_ TIME MIN. F \_\_\_\_\_ R \_\_\_\_\_  
 TOTAL WEIGHT \_\_\_\_\_ WEIGHT DISTRIBUTION % F \_\_\_\_\_ R \_\_\_\_\_  
 NOTES: \_\_\_\_\_

MOTOR LATERAL SHIFT / MM \_\_\_\_\_  
 MOTOR \_\_\_\_\_  
 SPUR PINION RATIO \_\_\_\_\_  
 BODY \_\_\_\_\_  
 WING \_\_\_\_\_  
 ESC \_\_\_\_\_  
 ESC SETTING \_\_\_\_\_  
 BEST LAPTIME \_\_\_\_\_ QUALIF./FINAL POSITION \_\_\_\_\_ /

COMMENTS: \_\_\_\_\_