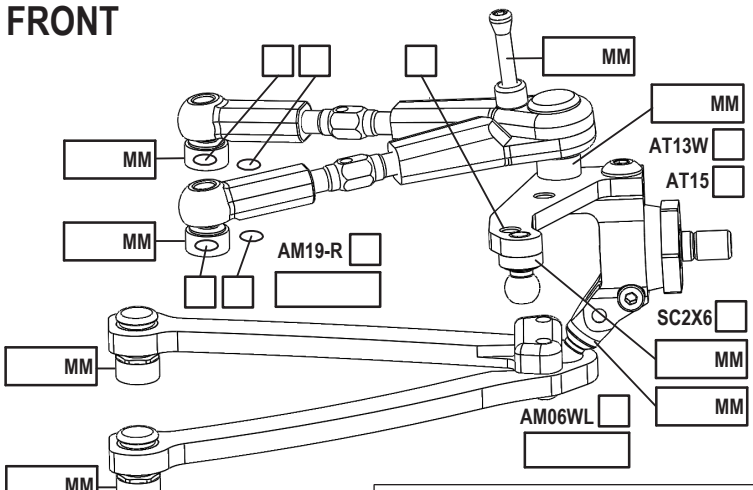


NAME _____
 RACE _____
 TRACK _____
 COUNTRY _____ CLASS _____

DATE _____ TEMP. °C AIR / TRACK _____ /
 TRACK SURFACE ASPHALT CARPET
 TRACK LAYOUT TECHNICAL MIXED FAST
 TRACTION LOW MEDIUM HIGH

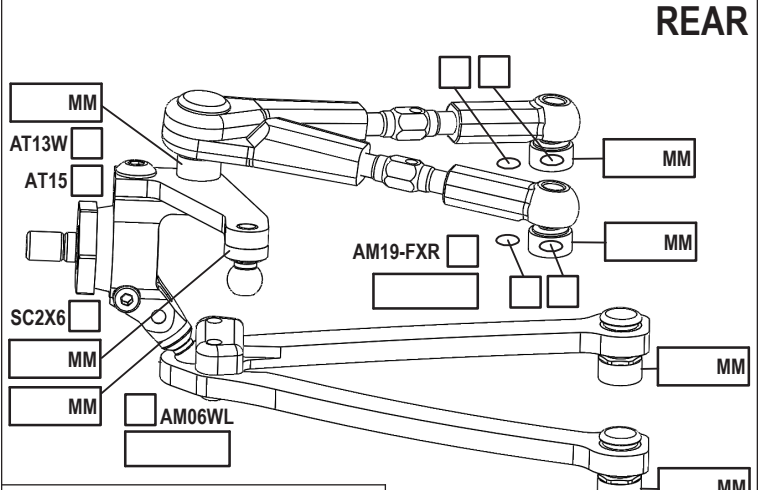
FRONT



CAMBER ANGLE / ° _____
 CASTER ANGLE / ° _____
 TOE ANGLE / ° _____
 RIDE HEIGHT / MM _____
 DOWNSTOP / MM _____
 UPSTOP / MM _____
 ANTI-ROLL BAR Ø / MM _____
 ARB STIFFENER 1/4 1/2 3/4 1
 LOWER ARM EXTENSION _____ MM
 STEER. ARM AM14FX
 WHEEL SPACER / MM _____
 DRIVE SPOOL DIFF
 DRIVE POSITION UP DOWN
 DIFF OIL _____ DIFF SHIMS _____

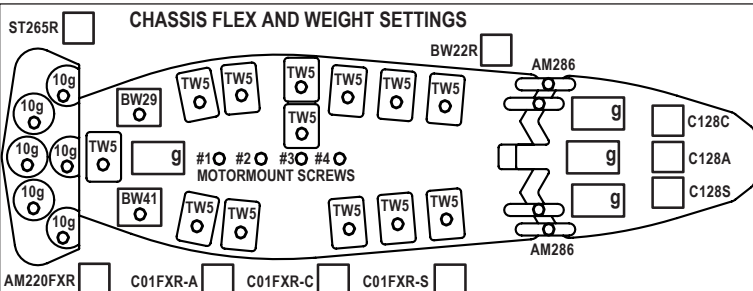
SHOCKS SETUP
 ST205 GF/MM _____
 ST05-R _____
 DAMPER D4
 ROTOR 2 HOLES
 SPRING STD S
 SRS/RHS ARR. I II
 PSS SETUP 30% 25% 15%
 DAMPING LINEAR P1 P2
 DAMPER SPACER / MM _____

REAR

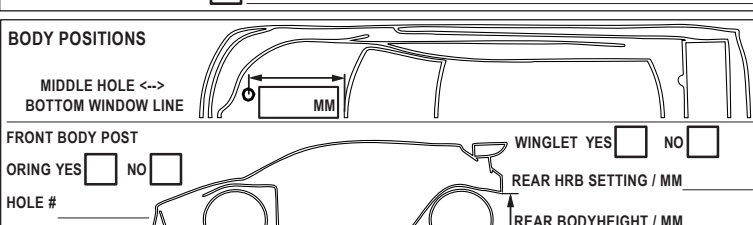


CAMBER ANGLE / ° _____
 CASTER ANGLE / ° _____
 TOE ANGLE / ° _____
 RIDE HEIGHT / MM _____
 DOWNSTOP / MM _____
 UPSTOP / MM _____
 ANTI-ROLL BAR Ø / MM _____
 ARB STIFFENER 1/4 1/2 3/4 1
 LOWER ARM EXTENSION _____ MM
 STEER. ARM AM23-1
 WHEEL SPACER / MM _____
 WHEEL BASE #1 #2 #3 #4
 DAMPER SPACER / MM _____
 C45FXR YES NO

SHOCKS SETUP
 ST205 GF/MM _____
 ST05-R _____
 DAMPER D4
 ROTOR 2 HOLES
 SPRING STD S
 SRS/RHS ARR. I II
 PSS SETUP 30% 25% 15%
 DAMPING LINEAR P1 P2
 DAMPER SPACER / MM _____



ST265R BW22R AM286 _____
 AM220FXR C01FXR-A C01FXR-C C01FXR-S
 BUMPER TOP PLATE CUT BUMPER TOP PLATE P14-5-R C07R C07RF
 AM288 FRONT BUMPER P15FX P15L OTHER
 FRONT TOP DECK C107FXG C107FXC REAR TOP DECK 27FXR
 SINGLE TOP DECK C27FXR-L



TIRES _____
 INSERTS _____
 SIDE WALLS GLUE Ø / MM F _____ R _____
 ADDITIVE _____ TIME MIN. F _____ R _____
 TOTAL WEIGHT _____ WEIGHT DISTRIBUTION % F _____ R _____
 NOTES: _____

MOTOR LATERAL SHIFT / MM _____
 MOTOR _____
 SPUR PINION RATIO _____
 BODY _____
 WING _____
 ESC _____
 ESC SETTING _____
 BEST LAPTIME _____ QUALIF./FINAL POSITION _____ /

COMMENTS: _____