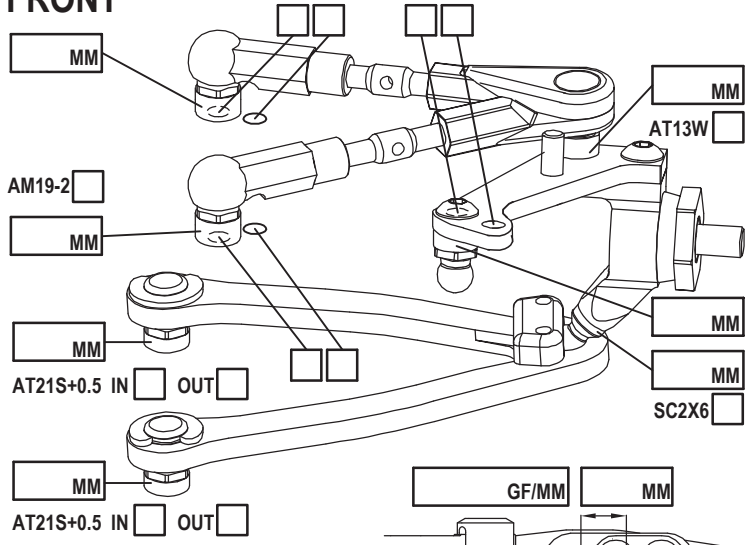


NAME _____
 COUNTRY _____
 RACE _____
 TRACK _____

DATE _____ TEMP. °C AIR / TRACK _____ /
 ASPHALT OUTDOOR INDOOR CARPET
 TRACK CONDITION TECHNICAL MIXED FAST
 TRACTION LOW MEDIUM HIGH

FRONT



CAMBER ANGLE / ° _____
 CASTER ANGLE / ° _____
 TOE ANGLE / ° _____
 RIDE HEIGHT / MM _____
 DOWNSTOP / MM _____
 UPWNSTOP / MM _____
 STABILIZER Ø / MM _____

LOW ARM C04M1+9.0
 STEER. ARM AM14FX
 WHEELHUB AM06WL
 DRIVE SPOOL DIFF LOW HIGH

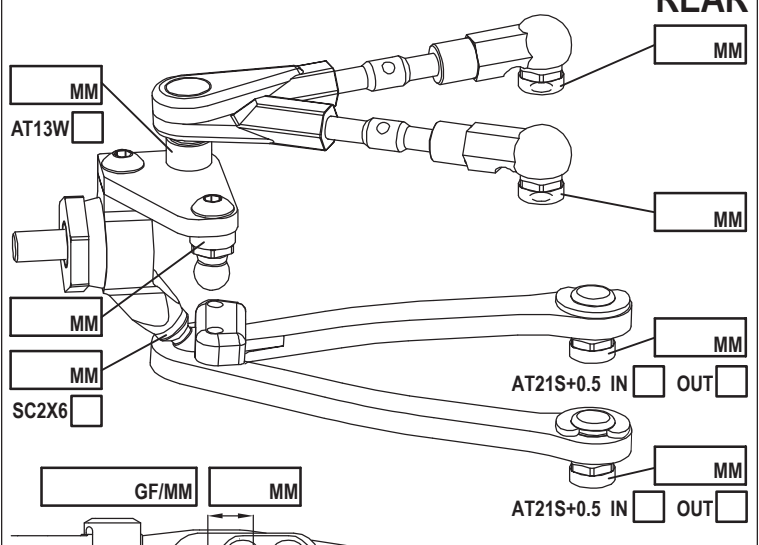
DIFF. OIL _____
 WHEEL SPACER / MM _____

SHOCKS SET

ROTOR STD
 SPRING STD S
 DAMPER D2.2
 SRS/ST69 ARR. I II
 PSS SETUP 15% 25%
 LOW HIGH

DIFF WASHERS
 STEERING SBFX LS

REAR



CAMBER ANGLE / ° _____
 CASTER ANGLE / ° _____
 TOE ANGLE / ° _____
 RIDE HEIGHT / MM _____
 DOWNSTOP / MM _____
 UPWNSTOP / MM _____
 STABILIZER Ø / MM _____

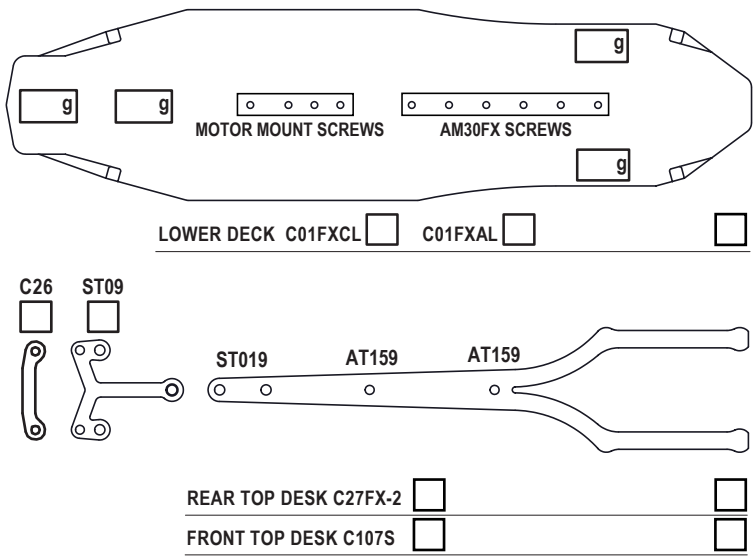
LOW ARM C04M1+8.0
 STEER. ARM AM23-1
 WHEELHUB AM06WL

WHEEL SPACER / MM _____

SHOCKS SET

ROTOR STD
 SPRING STD S
 DAMPER D2.2
 SRS/ST69 ARR. I II
 PSS SETUP 15% 25%

CHASSIS FLEX AND WEIGHT SETTINGS



TIRES

INSERTS _____
 WHEELS _____
 ADDITIVE _____ TIME - FR _____ RR _____
 TOTAL WEIGHT _____ WEIGHT DISTRIBUTION - F _____ % R _____ %

NOTES: _____

MOTOR LATERAL SHIFT / MM _____
 MOTOR _____
 SPUR PINION RATIO _____
 BODY _____
 WING _____
 ESC _____

ACKERMANN SHIMS / MM _____
 SERVO _____
 STEER TRAVEL IN _____ OUT _____
 BATTERY _____
 RECEIVER _____
 RADIO _____

ESC SETTING _____
 BEST LAP TIME _____ QUALIF./FINAL POSITION _____ /