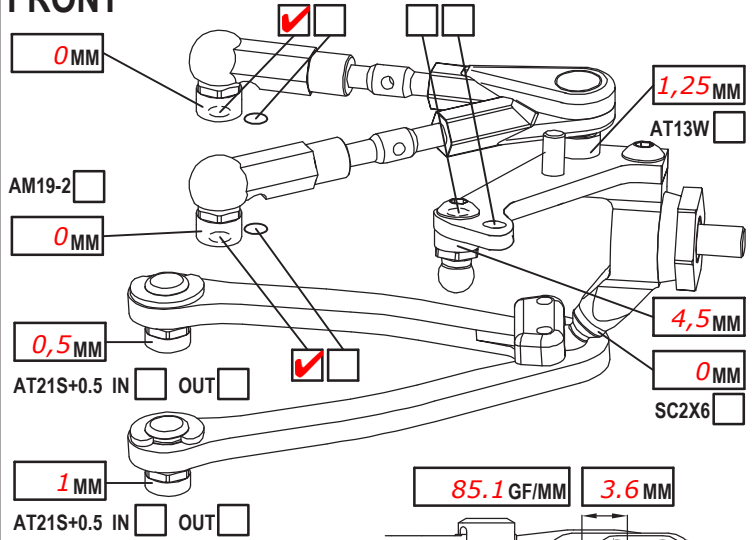


NAME **Jill Bartsch**  
 COUNTRY \_\_\_\_\_  
 RACE **RCK Challenge**  
 TRACK **MSC Essen**

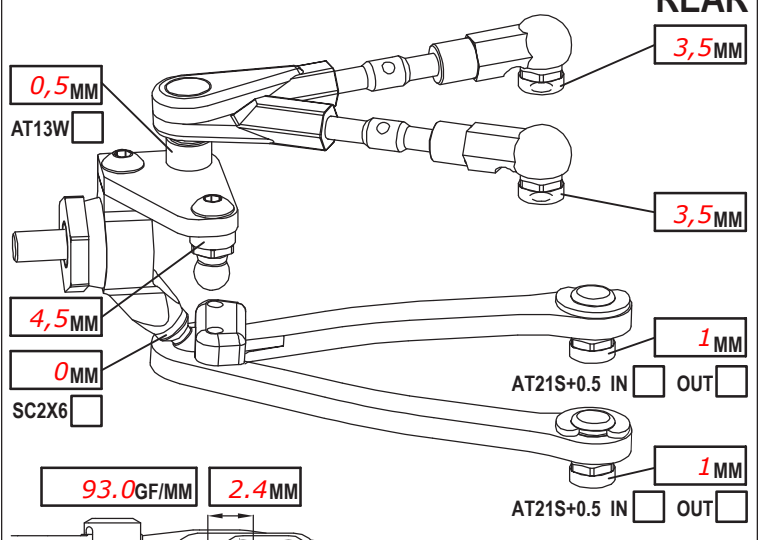
DATE **15.12** TEMP. °C AIR / TRACK /  
 ASPHALT  OUTDOOR  INDOOR  CARPET   
 TRACK CONDITION TECHNICAL  MIXED  FAST   
 TRACTION LOW  MEDIUM  HIGH

### FRONT



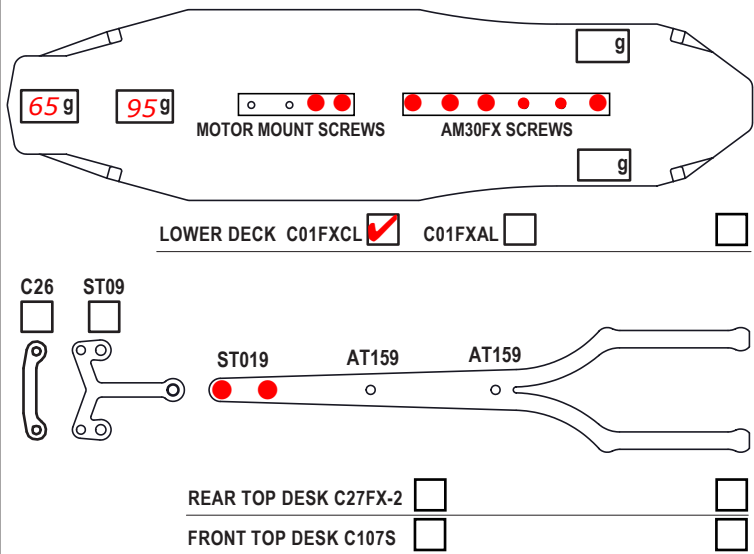
CAMBER ANGLE / °	<b>2</b>
CASTER ANGLE / °	<b>3</b>
TOE ANGLE / °	<b>1</b>
RIDE HEIGHT / MM	<b>5.0</b>
DOWNSTOP / MM	<b>6</b>
UPWNSTOP / MM	
STABILIZER Ø / MM	<b>1.0</b>
LOW ARM C04M1+9.0	<input type="checkbox"/> <b>+8</b> <input checked="" type="checkbox"/>
STEER. ARM AM14FX	<input checked="" type="checkbox"/>
WHEELHUB AM06WL	<input checked="" type="checkbox"/>
DRIVE SPOOL	<input type="checkbox"/> DIFF <input checked="" type="checkbox"/>
DIFF. OIL	<b>200k</b>
DIFF WASHERS	
WHEEL SPACER / MM	
SHOCKS SET	
ROTOR	STD <input checked="" type="checkbox"/>
SPRING	STD <input checked="" type="checkbox"/> S <input type="checkbox"/>
DAMPER	D2.2 <input checked="" type="checkbox"/>
SRS/ST69 ARR.	I <input checked="" type="checkbox"/> II <input type="checkbox"/>
PSS SETUP	15% <input type="checkbox"/> 25% <input type="checkbox"/>
	LOW <input type="checkbox"/> HIGH <input checked="" type="checkbox"/>
STEERING SBFX	<input type="checkbox"/>
LS	<input type="checkbox"/>

### REAR



CAMBER ANGLE / °	<b>2</b>
CASTER ANGLE / °	<b>4</b>
TOE ANGLE / °	<b>4</b>
RIDE HEIGHT / MM	<b>5.4</b>
DOWNSTOP / MM	<b>5.2</b>
UPWNSTOP / MM	
STABILIZER Ø / MM	<b>1.3</b>
LOW ARM C04M1+8.0	<input type="checkbox"/> <b>+7</b> <input checked="" type="checkbox"/>
STEER. ARM AM23-1	<input checked="" type="checkbox"/>
WHEELHUB AM06WL	<input checked="" type="checkbox"/>
SHOCKS SET	
ROTOR	STD <input checked="" type="checkbox"/>
SPRING	STD <input checked="" type="checkbox"/> S <input type="checkbox"/>
DAMPER	D2.2 <input checked="" type="checkbox"/>
SRS/ST69 ARR.	I <input checked="" type="checkbox"/> II <input type="checkbox"/>
PSS SETUP	15% <input type="checkbox"/> 25% <input type="checkbox"/>
WHEEL SPACER / MM	

### CHASSIS FLEX AND WEIGHT SETTINGS



TIRES **RCK 28C-MX**  
 INSERTS   
 WHEELS   
 ADDITIVE **Mxlr Carpet** TIME - FR **5 min** RR **5 min**  
 TOTAL WEIGHT **1251** WEIGHT DISTRIBUTION - F % R %  
 NOTES:

MOTOR LATERAL SHIFT / MM	ACKERMANN SHIMS / MM
MOTOR <b>RCK 17.5</b>	SERVO <b>MKS X5</b>
SPUR <b>100</b> PINION <b>41</b> RATIO <b>4.63</b>	STEER TRAVEL IN <b>27</b> OUT
BODY <b>Blitz YRS</b>	BATTERY <b>LRP 4100</b>
WING	RECEIVER <b>Sanwa</b>
ESC <b>Hobbywing Justock</b>	RADIO <b>Sanwa</b>
ESC SETTING	
BEST LAP TIME <b>8,57</b>	QUALIF./FINAL POSITION <b>1</b> / <b>1</b>

**Awesomatix ADC, C27FX-L, C07A, AM12-1, BC1, BW95**