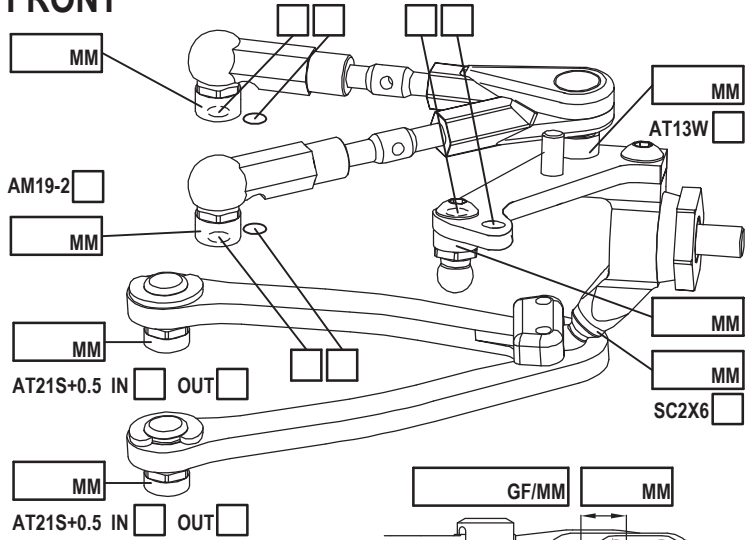


NAME \_\_\_\_\_  
 COUNTRY \_\_\_\_\_  
 RACE \_\_\_\_\_  
 TRACK \_\_\_\_\_

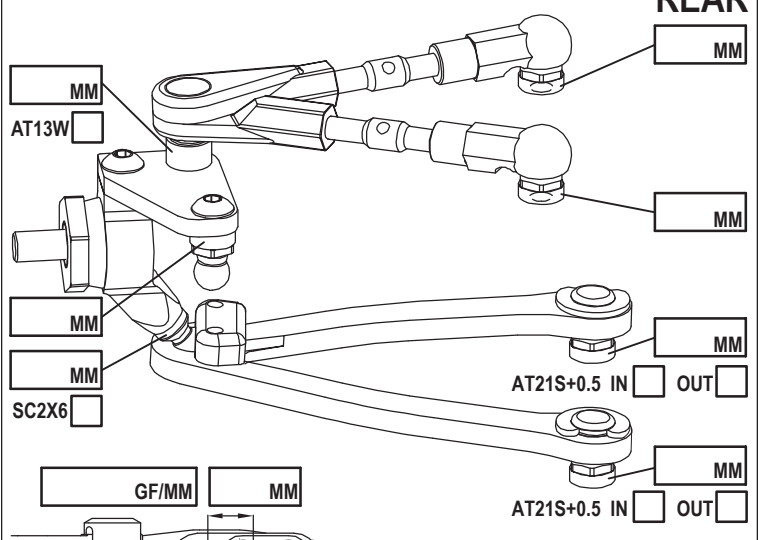
DATE \_\_\_\_\_ TEMP. °C AIR / TRACK \_\_\_\_\_ /  
 ASPHALT  OUTDOOR  INDOOR  CARPET   
 TRACK CONDITION TECHNICAL  MIXED  FAST   
 TRACTION LOW  MEDIUM  HIGH

### FRONT



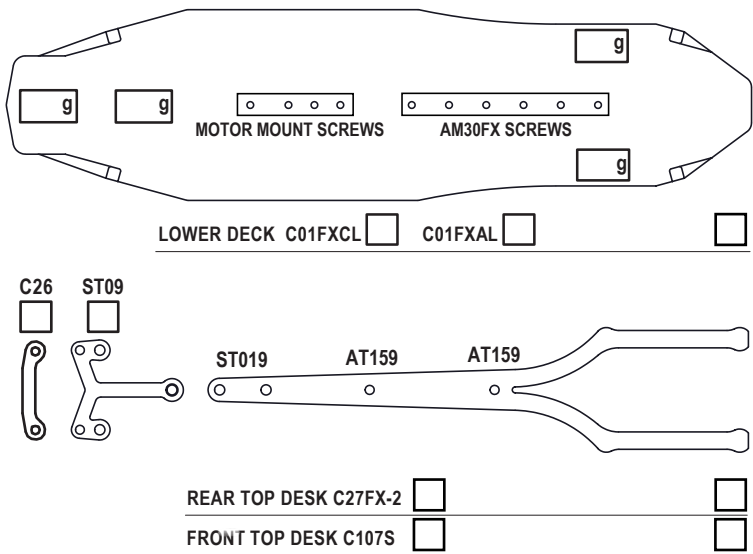
CAMBER ANGLE / ° \_\_\_\_\_  
 CASTER ANGLE / ° \_\_\_\_\_  
 TOE ANGLE / ° \_\_\_\_\_  
 RIDE HEIGHT / MM \_\_\_\_\_  
 DOWNSTOP / MM \_\_\_\_\_  
 UPWNSTOP / MM \_\_\_\_\_  
 STABILIZER Ø / MM \_\_\_\_\_  
 LOW ARM C04M1+9.0    
 STEER. ARM AM14FX    
 WHEELHUB AM06WL    
 DRIVE SPOOL  DIFF  LOW  HIGH   
 DIFF. OIL \_\_\_\_\_  
 WHEEL SPACER / MM \_\_\_\_\_  
**SHOCKS SET**  
 ROTOR STD    
 SPRING STD  S   
 DAMPER D2.2    
 SRS/ST69 ARR. I  II   
 PSS SETUP 15%  25%   
 DIFF WASHERS  
 STEERING SBFX  LS

### REAR



CAMBER ANGLE / ° \_\_\_\_\_  
 CASTER ANGLE / ° \_\_\_\_\_  
 TOE ANGLE / ° \_\_\_\_\_  
 RIDE HEIGHT / MM \_\_\_\_\_  
 DOWNSTOP / MM \_\_\_\_\_  
 UPWNSTOP / MM \_\_\_\_\_  
 STABILIZER Ø / MM \_\_\_\_\_  
 LOW ARM C04M1+8.0    
 STEER. ARM AM23-1    
 WHEELHUB AM06WL    
**SHOCKS SET**  
 ROTOR STD    
 SPRING STD  S   
 DAMPER D2.2    
 SRS/ST69 ARR. I  II   
 PSS SETUP 15%  25%   
 WHEEL SPACER / MM \_\_\_\_\_

### CHASSIS FLEX AND WEIGHT SETTINGS



### TIRES

INSERTS \_\_\_\_\_  
 WHEELS \_\_\_\_\_  
 ADDITIVE \_\_\_\_\_ TIME - FR \_\_\_\_\_ RR \_\_\_\_\_  
 TOTAL WEIGHT \_\_\_\_\_ WEIGHT DISTRIBUTION - F \_\_\_\_\_ % R \_\_\_\_\_ %  
 NOTES: \_\_\_\_\_

MOTOR LATERAL SHIFT / MM \_\_\_\_\_ ACKERMANN SHIMS / MM \_\_\_\_\_  
 MOTOR \_\_\_\_\_ SERVO \_\_\_\_\_  
 SPUR PINION RATIO \_\_\_\_\_ STEER TRAVEL IN \_\_\_\_\_ OUT \_\_\_\_\_  
 BODY \_\_\_\_\_ BATTERY \_\_\_\_\_  
 WING \_\_\_\_\_ RECEIVER \_\_\_\_\_  
 ESC \_\_\_\_\_ RADIO \_\_\_\_\_  
 ESC SETTING \_\_\_\_\_  
 BEST LAP TIME \_\_\_\_\_ QUALIF./FINAL POSITION \_\_\_\_\_ /