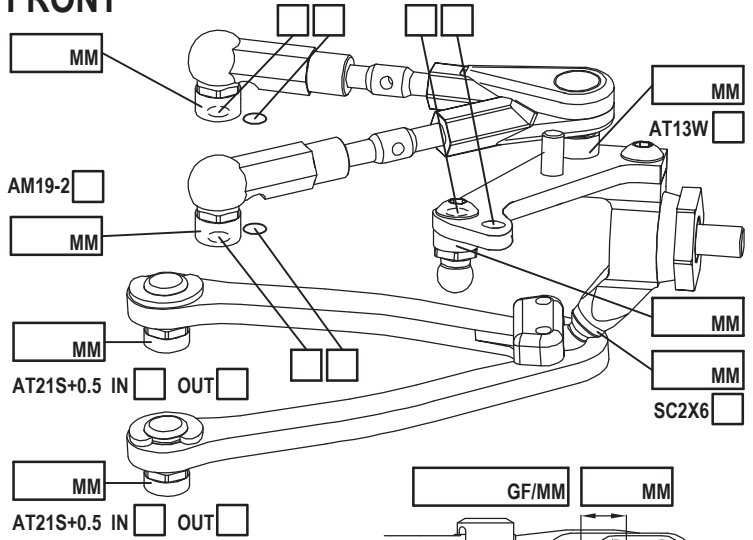


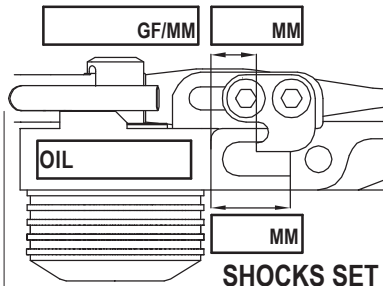
NAME _____
 COUNTRY _____
 RACE _____
 TRACK _____

DATE _____ TEMP. °C AIR / TRACK _____ /
 ASPHALT OUTDOOR INDOOR CARPET
 TRACK CONDITION TECHNICAL MIXED FAST
 TRACTION LOW MEDIUM HIGH

FRONT

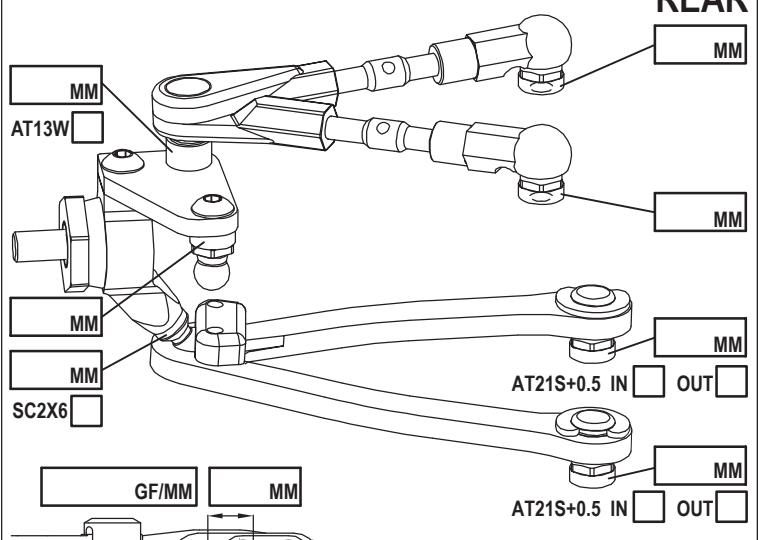


CAMBER ANGLE / ° _____
 CASTER ANGLE / ° _____
 TOE ANGLE / ° _____
 RIDE HEIGHT / MM _____
 DOWNSTOP / MM _____
 UPWNSTOP / MM _____
 STABILIZER Ø / MM _____
 LOW ARM C04M1+9.0
 STEER. ARM AM14FX
 WHEELHUB AM06WL
 DRIVE SPOOL DIFF LOW HIGH
 DIFF. OIL _____
 WHEEL SPACER / MM _____



ROTOR STD
 SPRING STD S
 DAMPER D2.2
 SRS/ST69 ARR. I II
 PSS SETUP 15% 25%
 LOW HIGH
 DIFF WASHERS
 STEERING SBFX LS

REAR

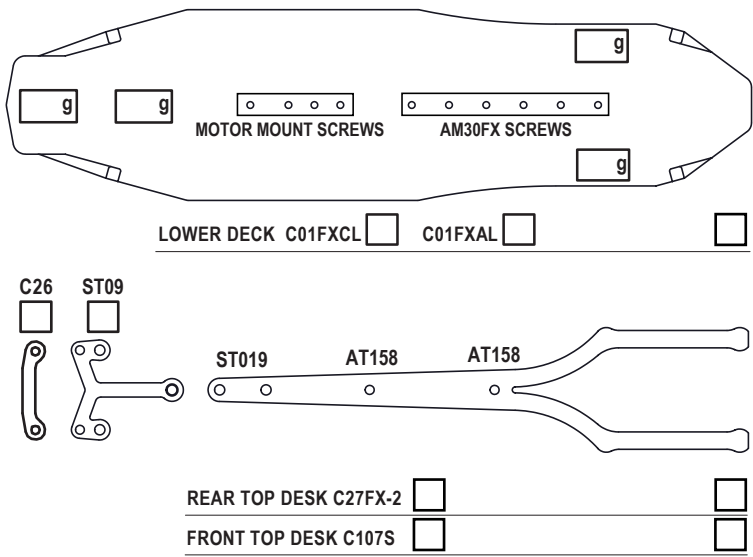


CAMBER ANGLE / ° _____
 CASTER ANGLE / ° _____
 TOE ANGLE / ° _____
 RIDE HEIGHT / MM _____
 DOWNSTOP / MM _____
 UPWNSTOP / MM _____
 STABILIZER Ø / MM _____
 LOW ARM C04M1+8.0
 STEER. ARM AM23-1
 WHEELHUB AM06WL
 WHEEL SPACER / MM _____

SHOCKS SET

ROTOR STD
 SPRING STD S
 DAMPER D2.2
 SRS/ST69 ARR. I II
 PSS SETUP 15% 25%

CHASSIS FLEX AND WEIGHT SETTINGS



TIRES

INSERTS _____
 WHEELS _____
 ADDITIVE _____ TIME - FR _____ RR _____
 TOTAL WEIGHT _____ WEIGHT DISTRIBUTION - F _____ % R _____ %
 NOTES: _____

MOTOR LATERAL SHIFT / MM _____ ACKERMANN SHIMS / MM _____
 MOTOR _____ SERVO _____
 SPUR PINION RATIO _____ STEER TRAVEL IN _____ OUT _____
 BODY _____ BATTERY _____
 WING _____ RECEIVER _____
 ESC _____ RADIO _____
 ESC SETTING _____
 BEST LAP TIME _____ QUALIF./FINAL POSITION _____ /