

NAME _____
 COUNTRY _____
 RACE _____
 TRACK _____

DATE _____ TEMP. °C AIR / TRACK _____ /
 ASPHALT (OUTDOOR INDOOR) CARPET
 TRACK CONDITION TECHNICAL MIXED FAST
 TRACTION LOW MEDIUM HIGH

FRONT



CASTER FLEX F R
 SHIM 0, MM _____
 AT13W _____
 SC2X6 _____
 AT21S _____

CAMBER ANGLE / ° _____
 CASTER ANGLE / ° _____
 TOE ANGLE / ° _____
 RIDE HEIGHT / MM _____
 DOWNSTOP / MM _____
 UPWNSTOP / MM _____
 STABILIZER Ø / MM _____

LOW ARM C04M1
 STEER. ARM AM14A
 WHEEL SPACER / MM _____

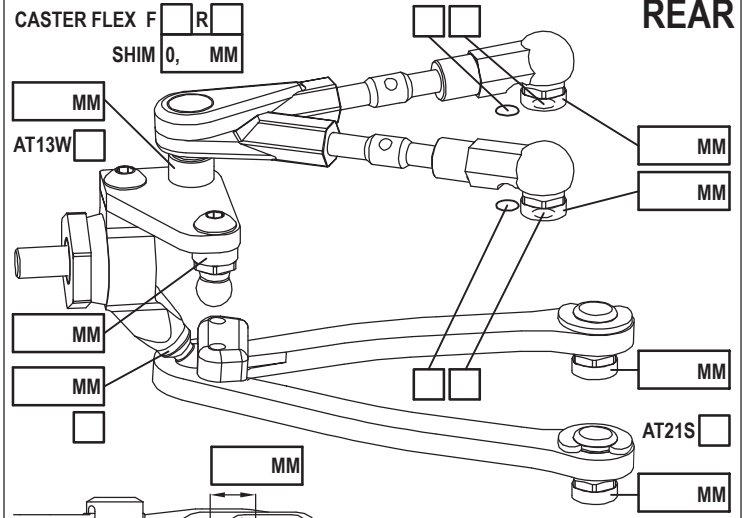
FRONT DRIVE GD3 SPOOL GB2B LOW HIGH
 DIFF. OIL _____ DIFF WASHERS _____

DOGBOONE DRIVE ST17 ST11 ST12 BB ST02
 WHEELHUB AM06WL AM06S-M AM06W

SHOCKS SET

ROTOR STD _____
 SPRING STD S
 DAMPER D2.2 _____
 ACTION SYM. ASYM.
 SRS/RHS ARR. I II

REAR



CASTER FLEX F R
 SHIM 0, MM _____
 AT13W _____
 AT21S _____

CAMBER ANGLE / ° _____
 CASTER ANGLE / ° _____
 TOE ANGLE / ° _____
 RIDE HEIGHT / MM _____
 DOWNSTOP / MM _____
 UPWNSTOP / MM _____
 STABILIZER Ø / MM _____

LOW ARM C04M1
 STEER. ARM AM23
 WHEEL SPACER / MM _____

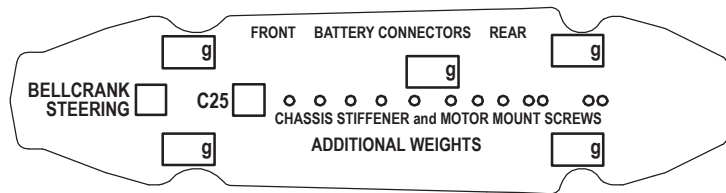
REAR DRIVE GD3R GB2B LOW HIGH
 DIFF. OIL _____ DIFF WASHERS _____

DOGBOONE DRIVE ST11 ST12 BB ST17 EVD
 WHEELHUB AM06WL AM06S-M AM06W

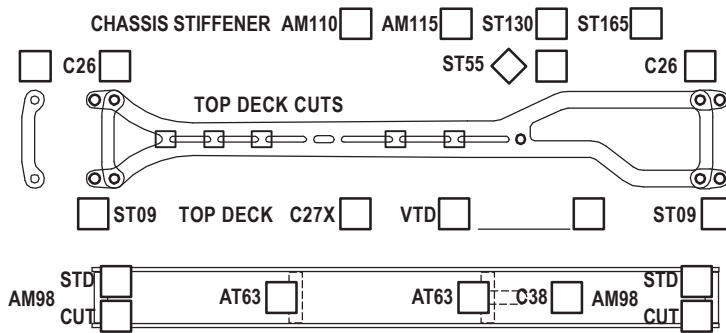
SHOCKS SET

ROTOR STD _____
 SPRING STD S
 DAMPER D2.2 _____
 ACTION SYM. ASYM.
 SRS/RHS ARR. I II

FRAME FLEX SETTING



LOWER DECK



FL	FR	RL	RR	TIRES	FRONT	REAR
				BRAND		
				INSERTS		
				WHEELS		
				ADDITIVE		

MOTOR LATERAL SHIFT / MM _____ ACKERMANN SHIMS / MM _____

MOTOR _____ SERVO _____

SPUR PINION RATIO _____ STEER TRAVEL IN _____ OUT _____

BODY _____ BATTERY _____

WING _____ RECEIVER _____

ESC _____ RADIO _____

ESC SETTING _____

BEST LAPTIME _____ QUALIF./FINAL POSITION _____ /

CONTACT _____

COMMENTS