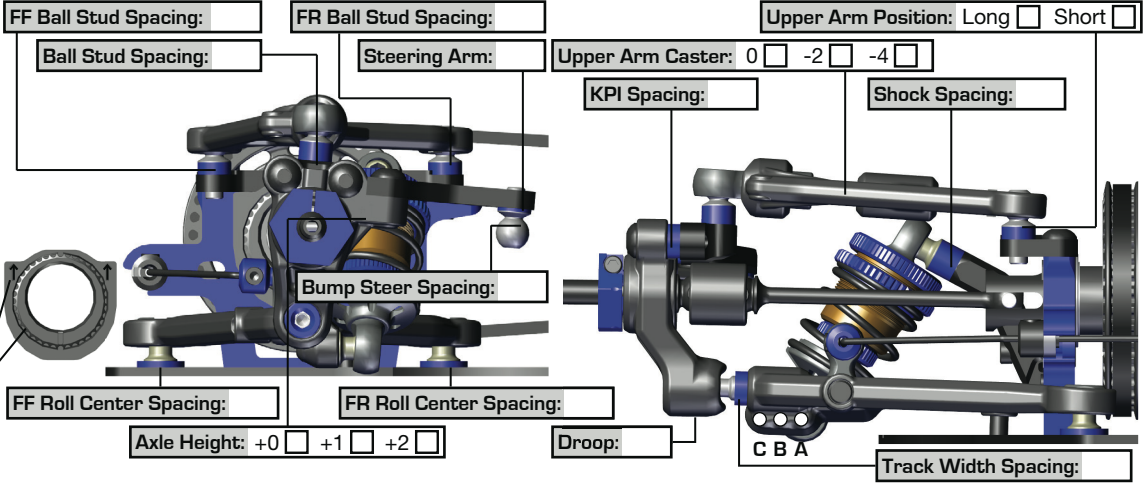


Front Suspension:

Ride Height: _____
Camber: _____
Toe: _____
Anti-Roll Bar: _____
Wheel Hex: _____
Steering Block Type: _____
Lower Arm Type: _____
Upper Arm Type: _____
Diff Height Insert: High Low
Diff Bearing Cam: High Low
Notes: _____

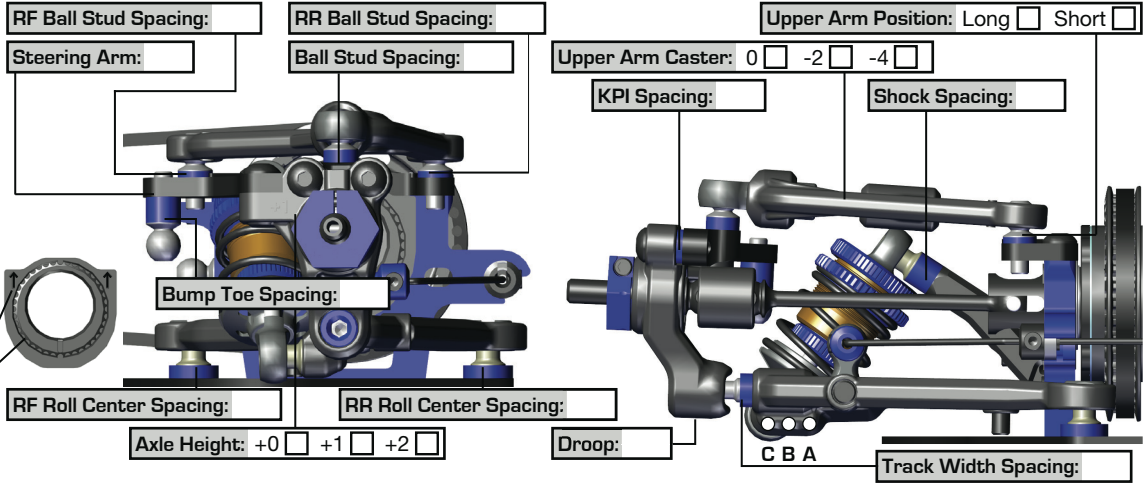
FF Ball Stud Spacing: _____ FR Ball Stud Spacing: _____ Upper Arm Position: Long Short
Ball Stud Spacing: _____ Steering Arm: _____ Upper Arm Caster: 0 -2 -4
KPI Spacing: _____ Shock Spacing: _____
Bump Steer Spacing: _____
FF Roll Center Spacing: _____ FR Roll Center Spacing: _____
Axle Height: +0 +1 +2 Droop: _____
Track Width Spacing: _____



Rear Suspension:

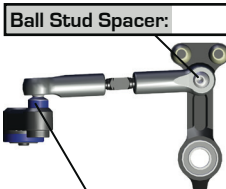
Ride Height: _____
Camber: _____
Toe: _____
Anti-Roll Bar: _____
Wheel Hex: _____
Steering Block Type: _____
Lower Arm Type: _____
Upper Arm Type: _____
Diff Height Insert: High Low
Diff Bearing Cam: High Low
Notes: _____

RF Ball Stud Spacing: _____ RR Ball Stud Spacing: _____ Upper Arm Position: Long Short
Steering Arm: _____ Ball Stud Spacing: _____ Upper Arm Caster: 0 -2 -4
KPI Spacing: _____ Shock Spacing: _____
Bump Toe Spacing: _____
RF Roll Center Spacing: _____ RR Roll Center Spacing: _____
Axle Height: +0 +1 +2 Droop: _____
Track Width Spacing: _____



Steering and Electronics:

Ball Stud Spacer: _____
Servo Horn Type
Servo Horn:
Servo Saver:
Servo Horn Height: _____
Servo: _____
Steering Lock (In): _____
Radio: _____
Timing: _____
Battery: _____
Note: _____

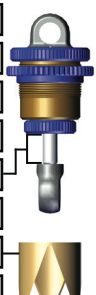


Drivetrain:

	Front	Rear
Type:	Spool: <input type="checkbox"/> Diff: <input type="checkbox"/>	Diff: <input type="checkbox"/>
Fluid:	_____	_____
Gear Material:	_____	_____
Gear Type:	_____	_____
Notes:	_____	
Tires:	_____	Body: _____
Additive:	_____	Wing: _____
Body Position:	Fwd: <input type="checkbox"/> Mid: <input type="checkbox"/> Back: <input type="checkbox"/>	
Note:	_____	

Shocks:

	Front	Rear
Piston:	_____	_____
Fluid:	_____	_____
Spring:	_____	_____
Stroke:	_____	_____
Limiters:	Int: _____ Ext: _____	Int: _____ Ext: _____
PSD Sleeve:	_____	_____
Shock Mount:	Fixed: <input type="checkbox"/> Active: <input type="checkbox"/>	Fixed: <input type="checkbox"/> Active: <input type="checkbox"/>
Notes:	_____	

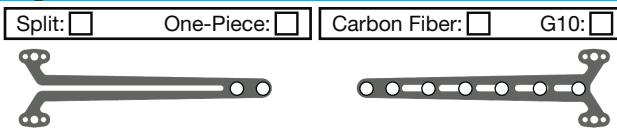


Track Info:

Size: _____ Surface: _____ Traction: _____
Temp: _____ Notes: _____

Top Deck Flex:

Split: One-Piece: Carbon Fiber: G10:
Front Top Deck Type: _____ Rear Top Deck Type: _____
Notes: _____



Weight Bias and Chassis Flex:

Total Weight: _____ FT Steel Short Battery Weights:
Front Bias: _____ FT Steel Battery Weights: FT Steel Rear Weight:
Rear Bias: _____ Floating: Yes: No:
Battery Weight: _____
FT Steel Receiver Mount: Fan: Steel Chassis:
Motor Mount Flex: _____ Carbon Fiber Chassis:
Other: _____

