

Track Info:

Size: Sm ☐ Med ☐ Lg ☐ XL ☐



Surface: Carpet ☐ Asphalt ☐
Indoor ☐ Outdoor ☐

Traction: Low ☐ Medium ☐
High ☐ Wet ☐



Condition: Bumpy ☐ Smooth ☐

Temperature: Ambient ☐ Track ☐

Roll Centers:

FF  **RF** 

Shim: **Shim:**

FR  **RR** 

Shim: **Shim:**

Notes:

Front Transmission: Rear

☐ **Solid Axle:** ☐

☐ **Gear Diff:** ☐

☐ **Fluid:** ☐

☐ **Mass w/Fluid:** ☐

Spur: **Pinion:** **FDR:**

Notes:

Front Shocks: Rear

☐ **Spring:** ☐

☐ **Piston:** ☐

☐ **Fluid:** ☐

☐ **Rebound:** ☐

☐ **Stroke:** ☐

☐ **Anti-Roll Bar:** ☐

Notes:

Body & Wing:

Body: **Position:**

Wing: **Position:**

Notes:

Electronics:

Motor: **Timing:**

Battery: **Mass:**

ESC: **Settings:**

Radio: **Servo:**

Turn Circle: **STR Expo:**

Brake Expo: **THR Expo:**

Notes:

Tires:

Tires:





Insert: **Wheel:**

Tire Diameter (F/R):

Additive (F/R):

Additive Timing:

Left FR Right FR Left RR Right RR

Notes:

Driver: **Date:**

Track: **Event:**

Qualify: **Best Lap Time:** **Main:** **Finish:**

TC7.2
FACTORY TEAM

Front:

Camber:

Ride Height:

Toe:

Shock Mount Shim:

Steering Rack Ball & Shims:

Ball & Shim:

Hex Width:

Droop:

Notes:

Inline Flex Mount:

Pitch Control System:

Notes:

Wheelbase:

Notes:

Rear:

Camber:

Ride Height:

Toe:

Shock Mount Shim:

Link Shim:

Ball & Shim:

Ball & Shim:

Hex Width:

Droop:

Notes:

Dynamic Toe Control:

Ball & Shim:

Shim:

Ball & Shim:

Hex Width:

Notes:

Diff Height:

Wheelbase:

Notes:

Balance:

Shim:

Shim:

Shim:

Shim:

Balance:

Chassis Type:

Top Deck:
Thickness:

Shims Under:

Balance:

Balance:

Balance:

Balance: