

Driver:

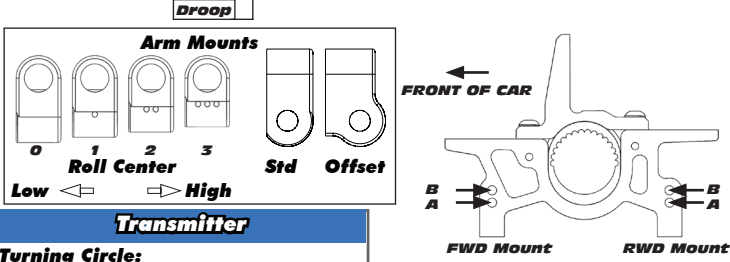
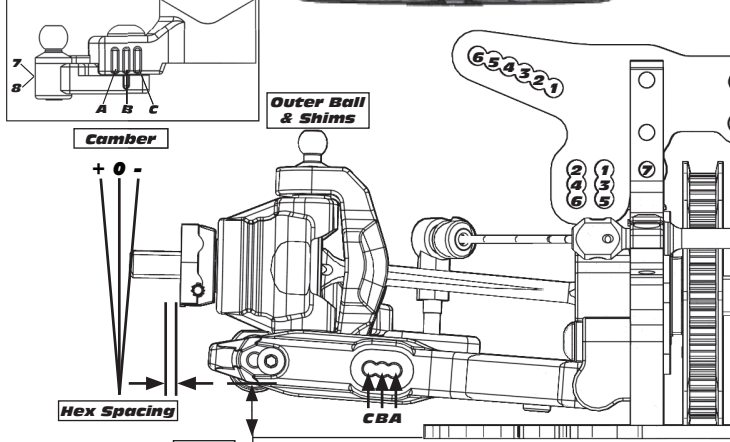
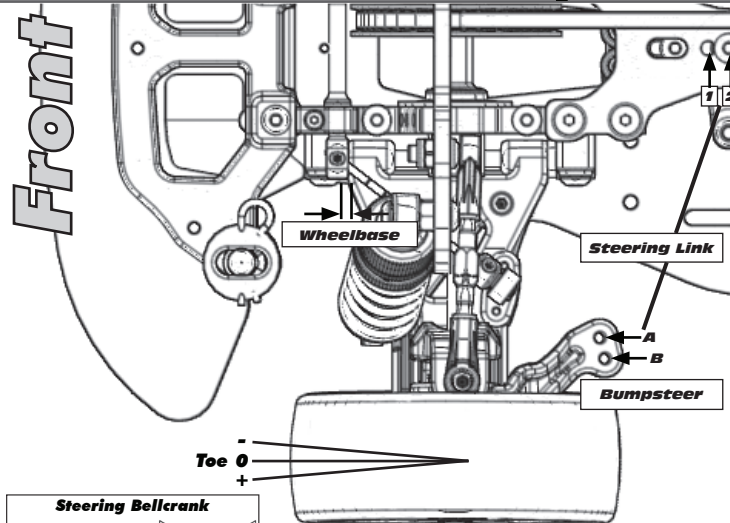
Track:

Conditions:

Date:

Event:

Rev.2



Transmitter	Speed Control	Gearing
Turning Circle:	E.S.C. Type:	E.S.C. Settings:
Steering Expo:		S.W. Ver.
Brake E.P. :		
Throttle Expo:		
Motor		
Notes:	Notes:	Notes:

Front	Alignment	Rear
	Ride Height	
	Camber	
	Caster	N/A
N/A	Rear Hub Toe	
	Toe (Total)	
	Hex Spacing	
	Wheelbase	
	Steering Bellcrank	N/A
	Steering Link	N/A
	Bumpsteer	N/A

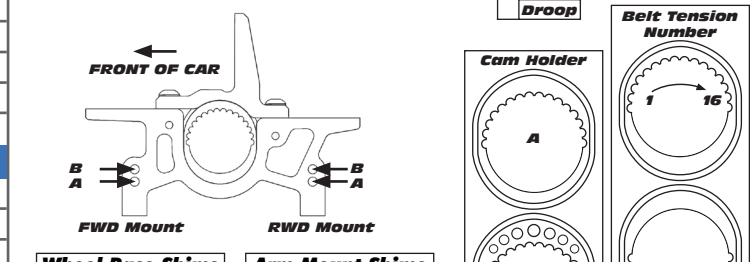
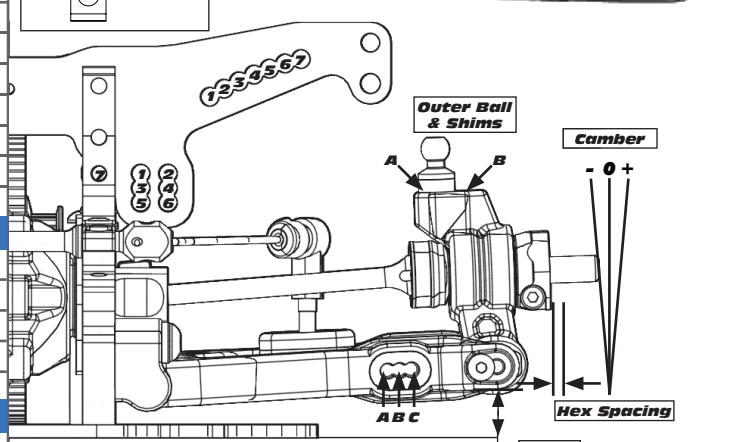
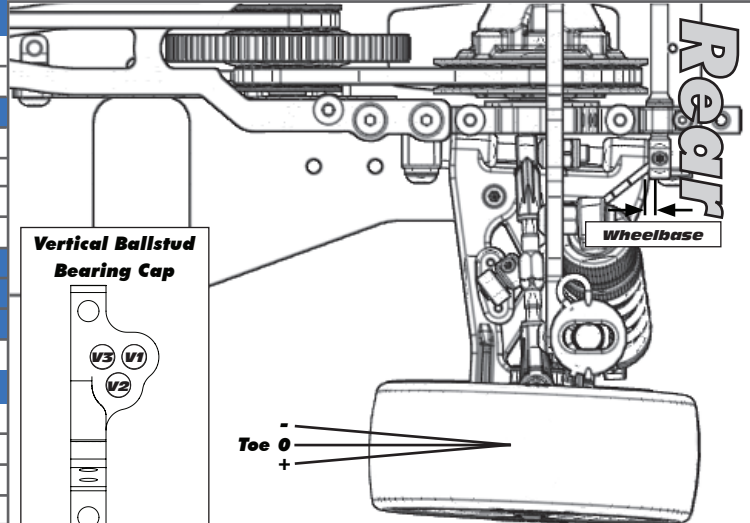
Suspension Geometry
Shock Position
Camber Link Position
Inner Ball & Shims
Outer Ball & Shims
FWD Arm Mount
FWD Mount Shim
RWD Arm Mount
RWD Mount Shims
Droop
Anti-Roll Bar

Shocks
Oil
Piston
Rebound
Spring

Differentials
Type
Setting
Cam Holder
Belt Tension Number

Tires
Type
Tire Diameter
Insert & Wheel
Additive & Amount

Chassis
Top Plate
Notes:



Battery Placement	Body & Wing
Notes:	Notes: