

Track Info:

Size: Small ☐ Medium ☐
 Large ☐ X-Large ☐

Surface: Carpet ☐ Asphalt ☐
 Indoor ☐ Outdoor ☐

Traction: Low ☐ Medium ☐
 High ☐ Wet ☐

Condition: Bumpy ☐ Smooth ☐

Temperature: Ambient _____ Track _____

Notes:

Vehicle Info:

Body: _____

Weight: _____

Notes: _____

Shock:

Piston: _____

Fluid: _____

Spring: _____

Rebound: _____

Pre Load: _____

Free Length: _____

Notes: _____

Electronics:

Radio: _____

Servo: _____

EPA: Throttle: _____ % Brake: _____ %

ESC: _____

ESC Settings: _____

Motor: _____

Timing: _____

Pinion: _____ **Spur:** _____

Battery: _____

Notes: _____

Tires:

Front Tires: _____

Front Insert: _____

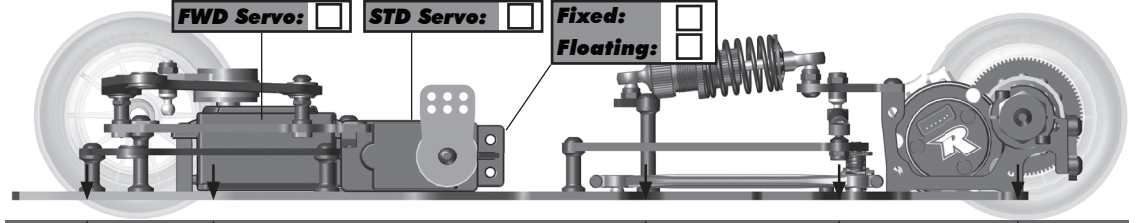
Rear Tire: _____

Rear Insert: _____

Wheel (F/R): _____

Notes: _____

	Left	Right
Front Tire Additive:	<div></div>	<div></div>
Additive Time:	<div></div>	<div></div>
Rear Tire Additive:	<div></div>	<div></div>
Additive Time:	<div></div>	<div></div>

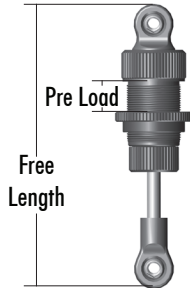


Droop: _____ **Ride Height:** _____ **Ride Height:** _____ **Droop:** _____ **Ride Height:** _____

Shim: _____ **Shim:** _____ **Shim:** _____ **Camber:** 1.0° 1.5° 2.0° 2.5°
Plastic: ☐ **Aluminum:** ☐

Shim: _____ **Shim:** _____ **Kingpin Fluid:** _____

Spring: _____ **Shim:** _____ **Shim:** _____



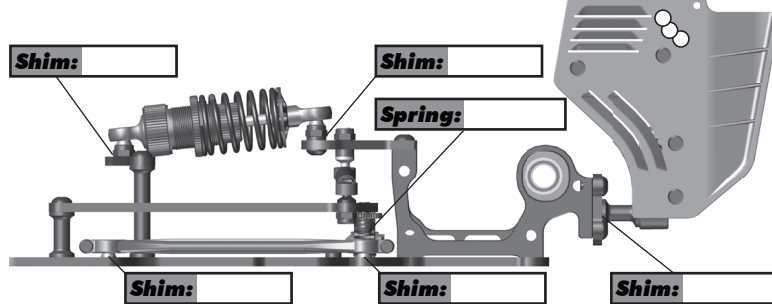
Damper Tube: _____

Fluid: _____

Caster: 3° 6° 9° 12°
Plastic: ☐ **Aluminum:** ☐

Axle Height: 1.0 0.75 0.5 0.25 0 0.25 0.5 0.75 1.0 STD +1mm

Rear Wing Angle:



Width: _____ **Axle Shim:** _____ **Axle Shim:** _____ **Width:** _____

