

R12FF SETUP SHEET

1/10 Electric FWD Touring Car



RACE

TRACK

NAME

CITY

DATE

TEMPERATURE AIR TRACK

QUALIFYING BEST LAP TIME FINAL RACE LENGTH

SEC MIN

TRACK CONDITION

CARPET ASPHALT (INDOOR OUTDOOR)

BUMPY SMOOTH

TECHNICAL MIXED FAST

TRACTION LOW MEDIUM HIGH

TRANSMISSION

BELT FRONT STD SOFT

GEAR DIFF OIL

NUMBER OF GEARS 2 4

MOTOR ESC

PINION DP T SPUR GEAR DP T

FINAL DRIVE RATIO

SHOCK SET

PDS FRONT PDS REAR

FRONT REAR

OIL

SPRING

PISTON

% REBOUND %

ANTI-ROLL BAR

FRONT mm REAR mm

TIRES

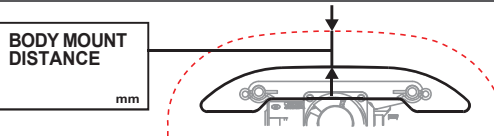
WHEELS

INSERTS

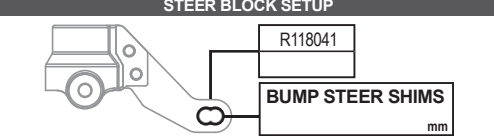
ADDITIVE

FL FR RL RR

TREATED AREA

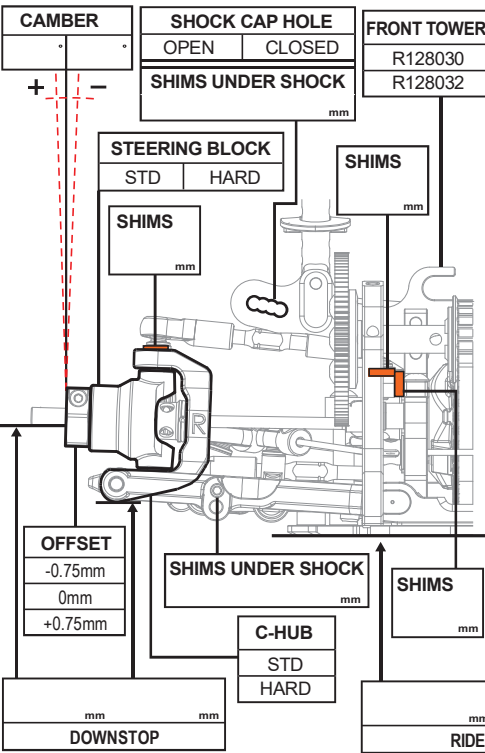


BODY WING

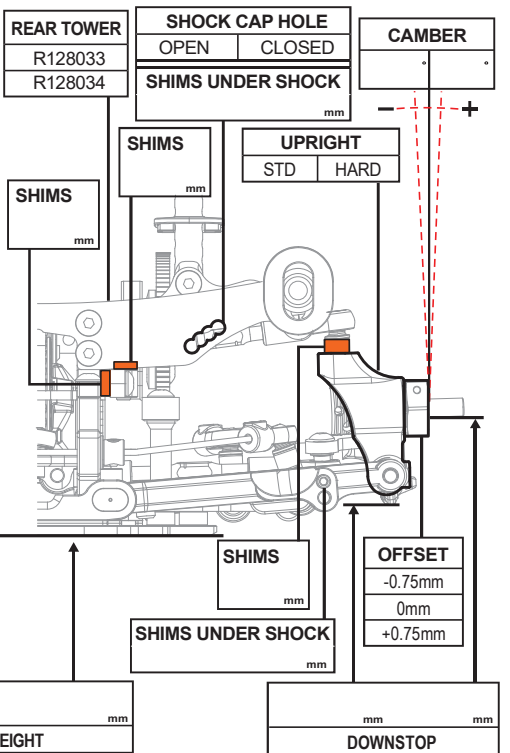


NOTES

FRONT



REAR



FRONT ARM SHORT LONG

ARM HARDNESS HARD STD SOFT

ARM HARDNESS HARD STD SOFT



SUSPENSION INSERT CHART

FF 0 0.5 1.0 1.5 2.0

Alu Brass

SHIMS mm

RF 0 0.5 1.0 1.5 2.0

Alu Brass

SHIMS mm

FR 0 0.5 1.0 1.5 2.0

Alu Brass

SHIMS mm

RR 0 0.5 1.0 1.5 2.0

Alu Brass

SHIMS mm

ATS SETUP

