

## NOTICE

**TH** =Apply Thread Lock Adhesive  
=使用螺絲防鬆膠

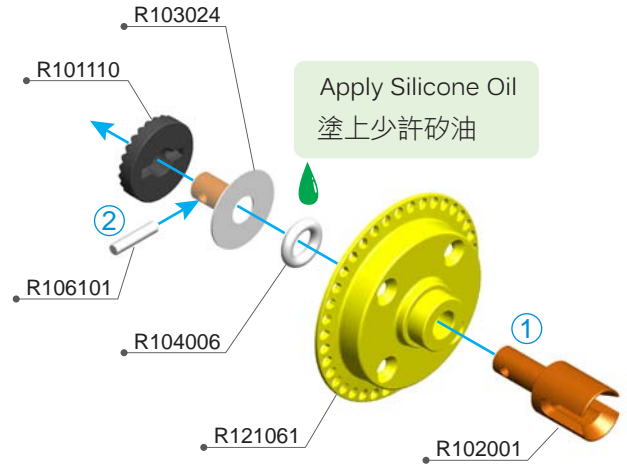
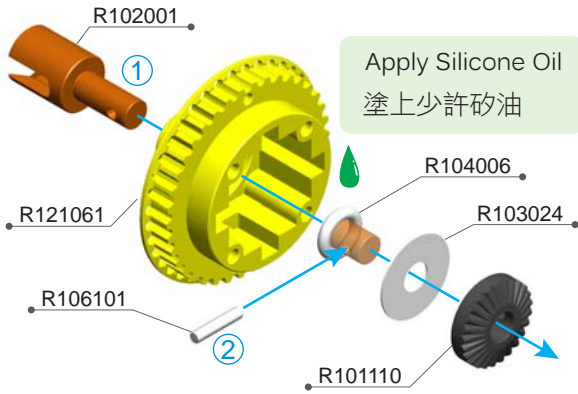
**CA** =Apply CA Glue  
=使用瞬間接著劑

**GE** =Apply Grease  
=使用潤滑油

BAG 01

☉ R106101  
Ø2x9.8 Pin (10)

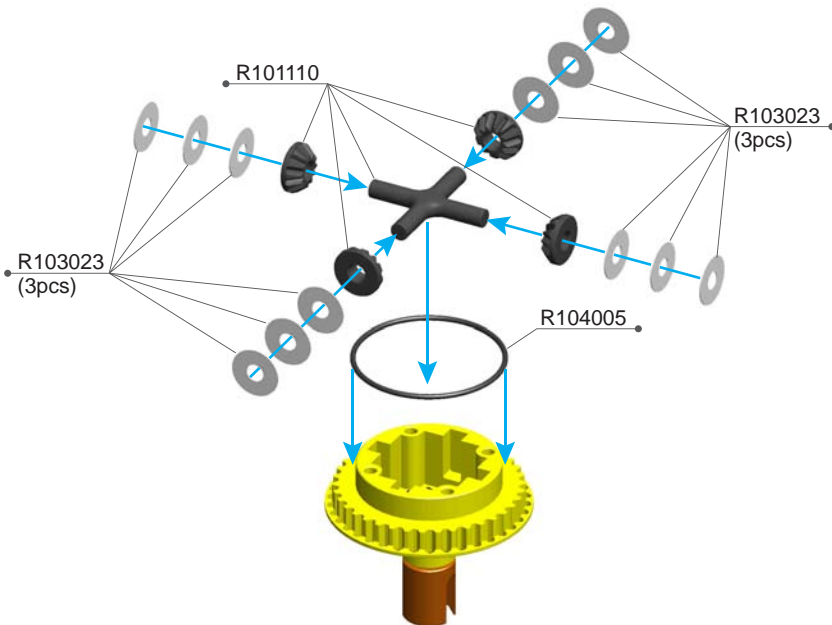
1:1 Scale




R101110 Diff Gears (with Axle)  
R102001 Gear Diff Outdrive Alu(2pcs)  
R103024 Gear Diff Shim Big(4pcs)

R104006 O'ring 5x2(4pcs)  
R106101 2x9.8mm Pin (10pcs)  
R121061 R12 Kevlar Diff Case

BAG 01



Silicone Oil #1,000,000



## NOTICE



Trim any excess flashing from the diff gear axle at the mold injection point.

請將十字軸邊緣多餘的合模線修順，可使差速的運做更順暢。

## NOTICE

We recommend using 1.5g or 1.3g grams of silicone diff oil.

建議加入1.5公克重規格1,000,000CST的差速油。

R101110 Diff Gears (with Axle)  
R103023 Gear Diff Shim Small(8pcs)

R104005 O'Ring 26x1 For Diff Case(2pcs)

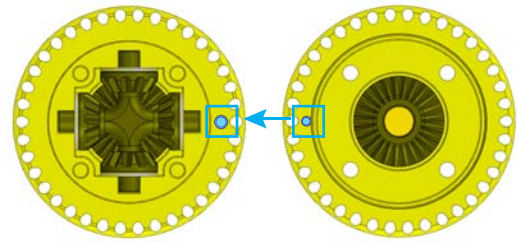
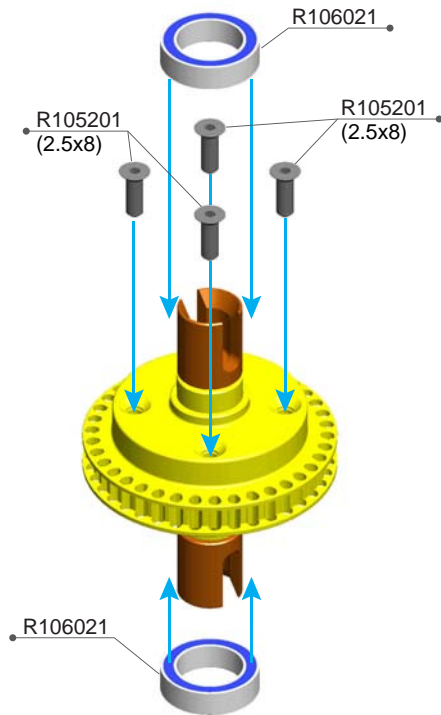


R105201  
2.5x8mm Flat Screw (10)



R106021  
Low Friction Ball Bearing  
10x15x4 (4)

1:1 Scale



**NOTICE**

Diff case direction needs to match as per above.  
差速外殼組裝時請依圖示對齊凹點。

R105201 2.5x8mm Flat Screw (10)

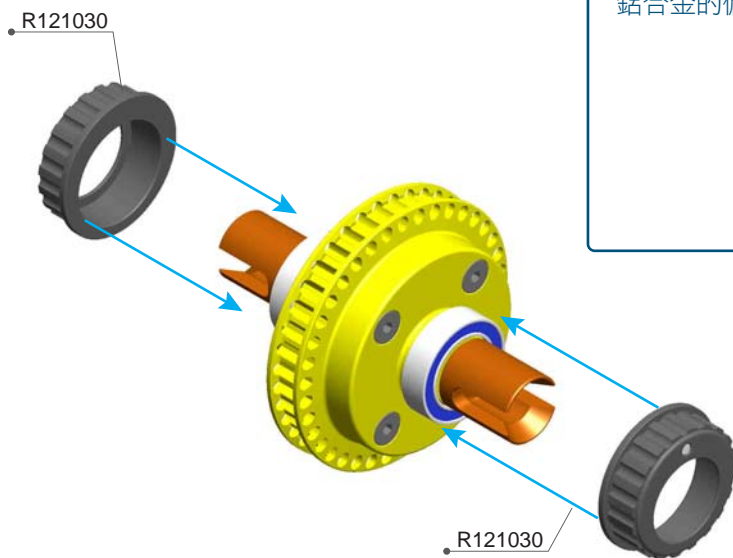

R106021 Low Friction Ball Bearing 10x15x4 (4pcs)

**Option Parts (Not Included) / 改裝品 (未附於套件內)**

**R122017 R12 Eccentric Hub-Alu (4)**

The aluminum eccentric hubs provide greater precision and finer belt tension adjustment.

鋁合金的偏心調整環可提供準確與更細緻的張力調整。

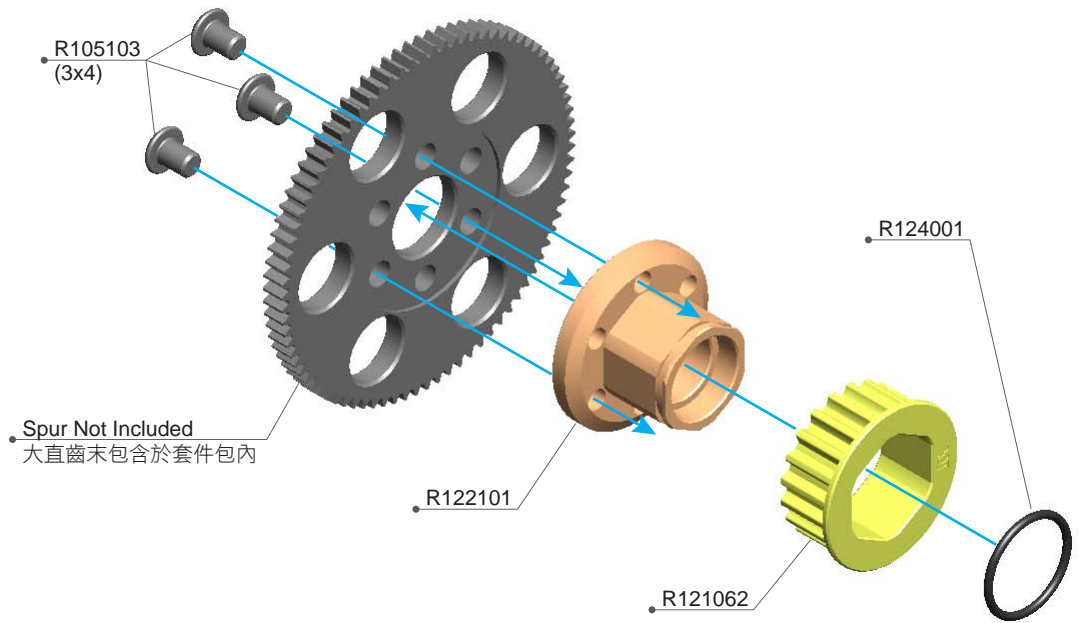


R121030 R12 Eccentric Hub (4)



R105103  
3x4 Round Screw (10)

1:1 Scale



R105103 3x4 Round Screw (10)  
R121062 R12 Kevlar Center Pulley 20T

R122101 R12 Center Pulley Hub-Alu  
R124001 10x1 O'ring (4)

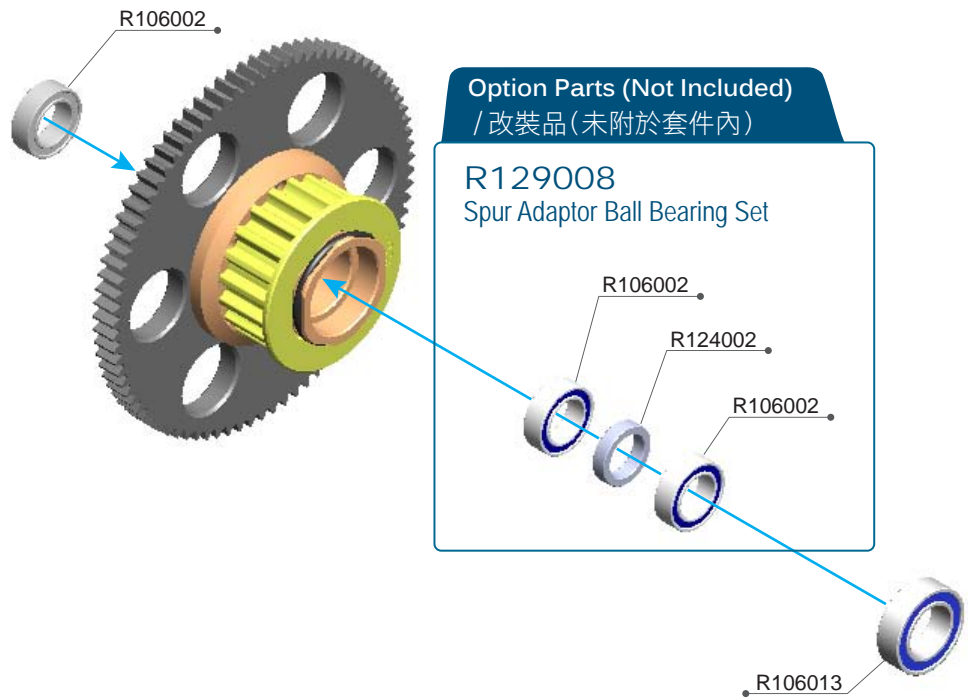


R106002  
5x8x2.5mm  
Ball Bearing /Metal Seal (4)



R106013  
6x10x3mm Ball Bearing (2)

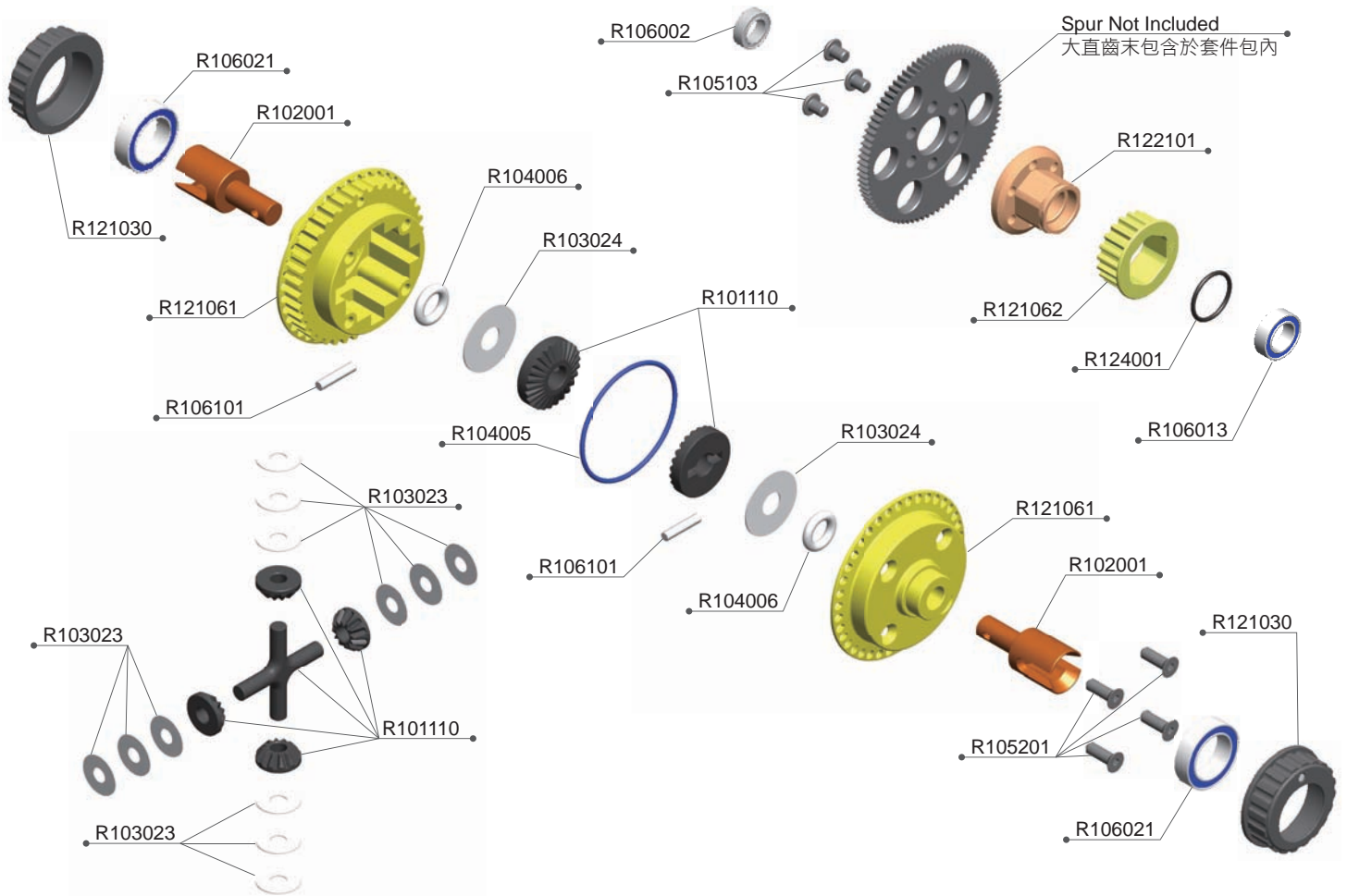
1:1 Scale



R106002 5x8x2.5mm Ball Bearing /Metal Seal (4)  
R106013 6x10x3 Ball Bearing (2)

R124002 5x7x1.7 Teflon Ring (2)

## A10MF-24 BAG 01 PARTS EXPLODED VIEW



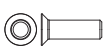
## A10MF-24 BAG 01 PARTS LIST

|         |  |         |  |
|---------|--|---------|--|
| R101110 | Diff Gears (with Axle)                 | R106013 | 6x10x3 Ball Bearing (2)                  |
| R102001 | Gear Diff Outdrive Alu(2pcs)           | R106021 | Low Friction Ball Bearing 10x15x4 (4pcs) |
| R103023 | Gear Diff Shim Small(8pcs)             | R106101 | 2x9.8mm Pin (10pcs)                      |
| R103024 | Gear Diff Shim Big(4pcs)               | R121030 | R12 Eccentric Hub (4)                    |
| R104005 | O'Ring 26x1 For Diff Case(2pcs)        | R121061 | R12 Kevlar Diff Case                     |
| R104006 | O'ring 5x2(4pcs)                       | R121062 | R12 Kevlar Center Pulley 20T             |
| R105103 | 3x4 Round Screw (10)                   | R122101 | R12 Center Pulley Hub-Alu                |
| R105201 | 2.5x8mm Flat Screw (10)                | R124001 | 10x1 O'ring (4)                          |
| R106002 | 5x8x2.5mm Ball Bearing /Metal Seal (4) |         |  |


## 1:1 SCALE



R105103  
3x4 Round Screw (10)



R105201  
2.5x8mm Flat Screw (10)



R106101  
Ø2x9.8 Pin (10)



R106002  
5x8x2.5mm Ball Bearing /Metal Seal (4)



R106013  
6x10x3mm Ball Bearing (2)

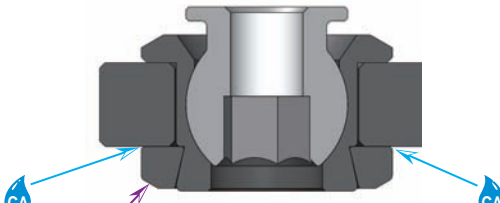


R106021  
Low Friction Ball Bearing  
10x15x4

## FRONT LOW ARM SET / 前下擺臂組

BAG 02

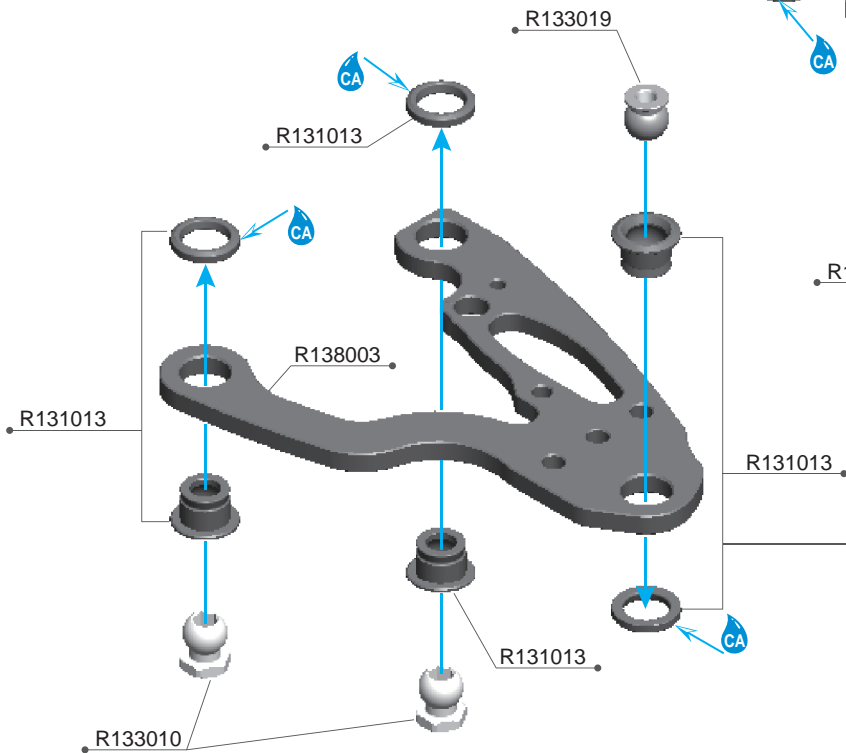
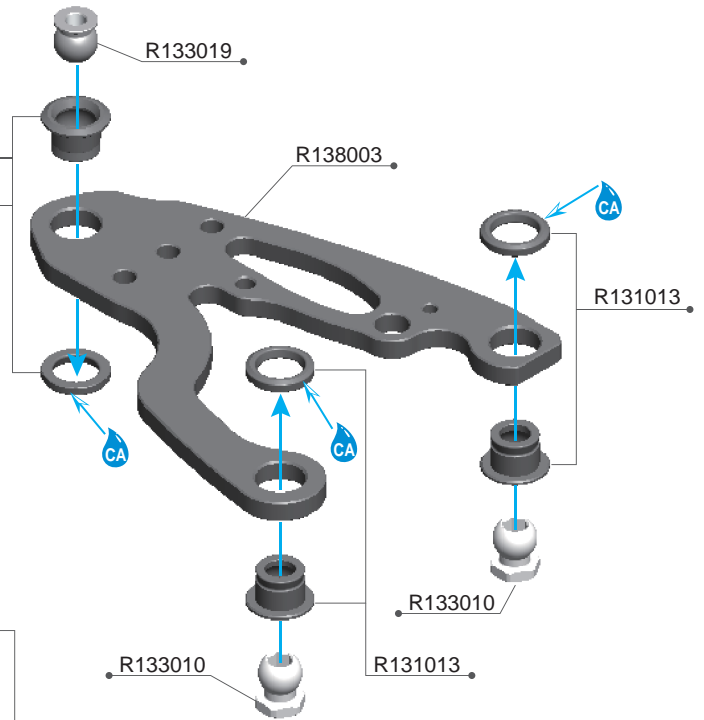
### NOTICE



Assemble the ring in this direction  
組合膠環的方向如圖示

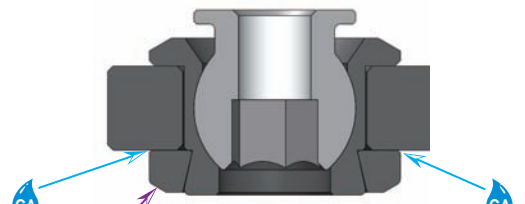
Apply CA glue here / 請由此處點入瞬間膠

### Right Side / 右邊



### Left Side / 左邊

### NOTICE

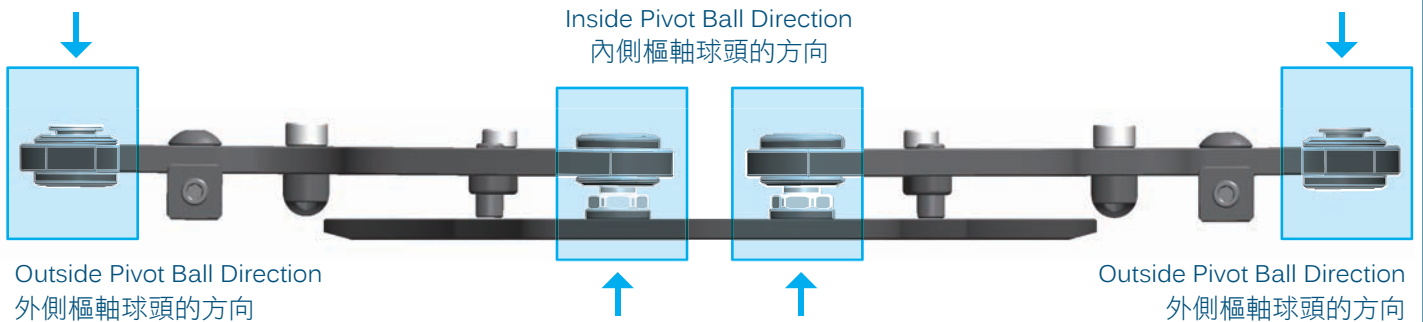


Assemble the ring in this direction  
組合膠環的方向如圖示

Apply CA glue here / 請由此處點入瞬間膠

= Apply CA Glue / 使用瞬間接著劑

### PIVOT BALL DIRECTION / 球頭方向

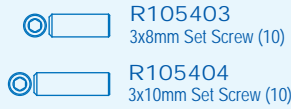


R131013 5.8mm Ball Socket Set (3 Sets)  
R133010 5.8mm Pivot Ball-Titanium (2)

R133019 5.8mm Short Pivot Ball-Titanium (2)  
R138003 A10 Front Low Arm-Carbon

## FRONT LOW ARM SET / 前下擺臂組

BAG 02

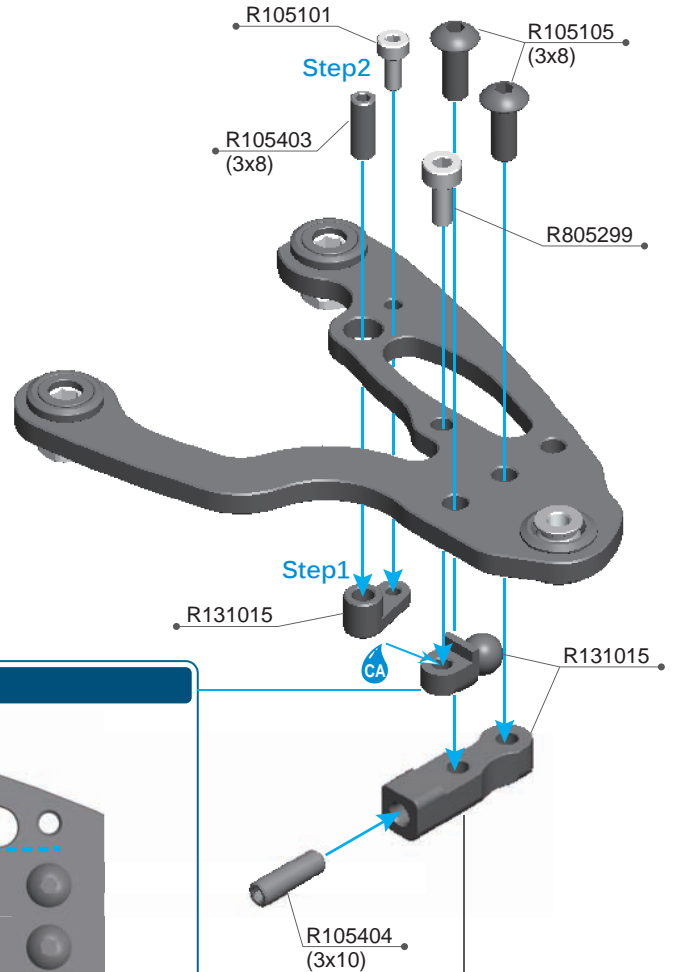
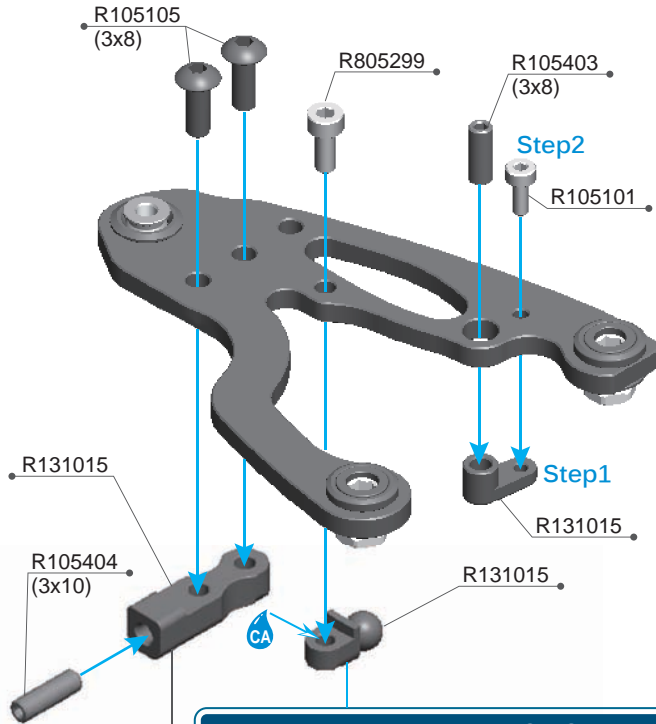


=Apply CA Glue  
=使用瞬間接著劑

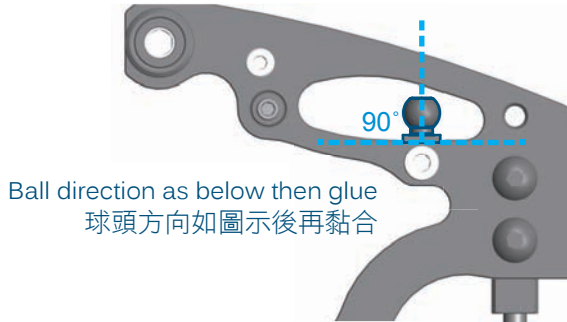
1:1 Scale

### Right Side / 右邊

### Left Side / 左邊



#### NOTICE



#### Option Parts (Not Included) / 改裝品(未附於套件內)

##### R139005 A10 Suspension Mount Front-Alu (2)

The optional 7075-T6 aluminum suspension front lower mount for A10, the new aluminum mount can improve the mounting strength and give a more precise handle feel, 2pcs/pack.

由7075鋁合金製成改裝用A10前避震器下支點座，此下座可改善支點強度並增加操控時的精準度。



R105101 2x5mm Cap Screw (10)  
R105105 3x8 Round Screw (10)  
R105403 3x8mm Set Screw (10)

R105404 3x10mm Set Screw (10)  
R131015 Front Low Arm Parts (3)  
R805299 2.5x6mm Cap Screw (10)

## REAR LOW ARM SET / 後下擺臂組

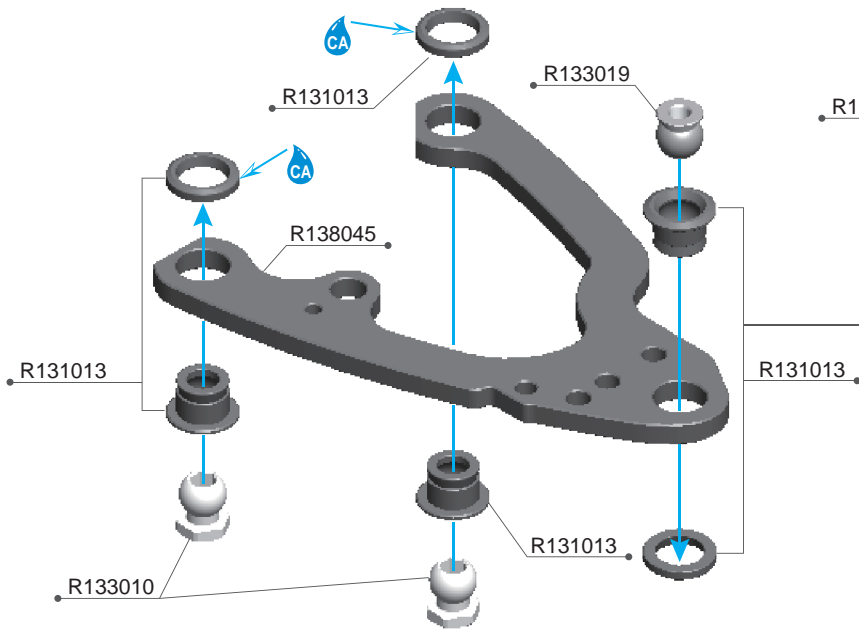
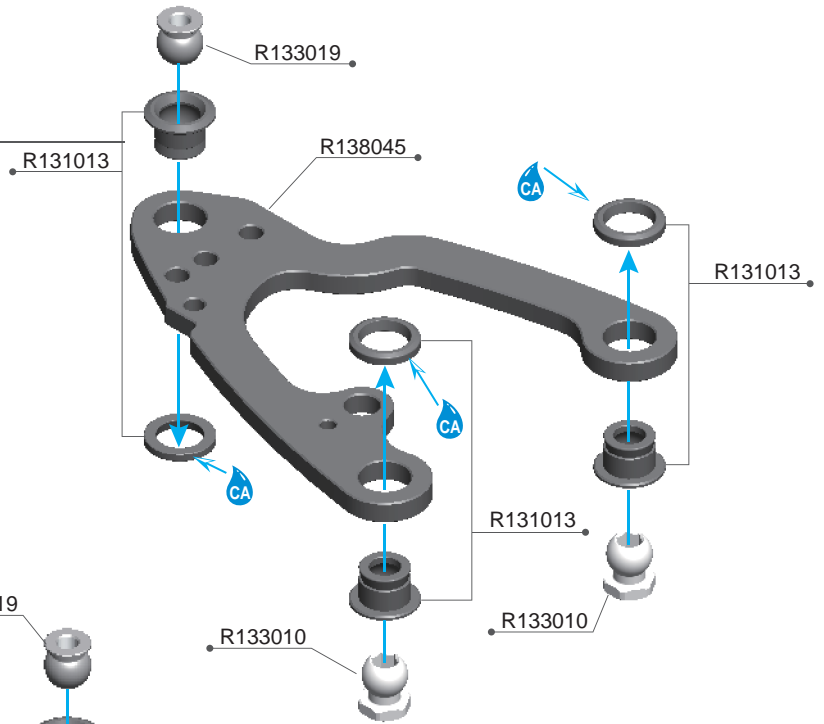
BAG 02

### Right Side / 右邊

**NOTICE**

Assemble the ring in this direction  
組合膠環的方向如圖示

Apply CA glue here / 請由此處點入瞬間膠



**NOTICE**

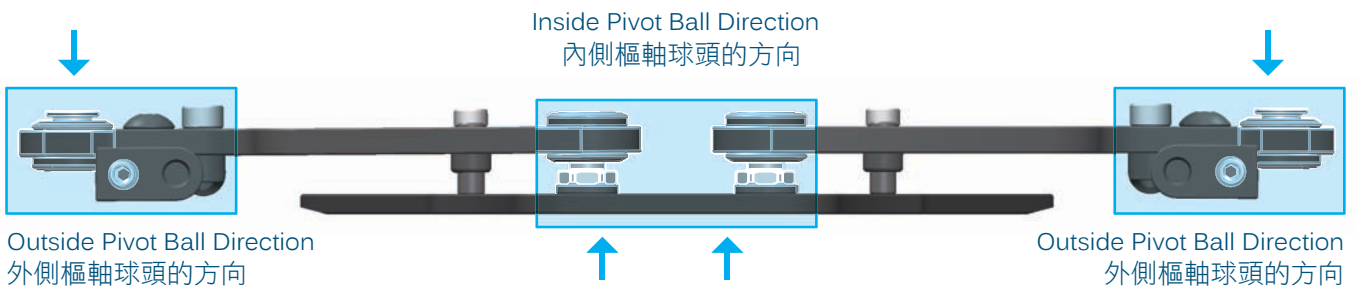
Assemble the ring in this direction  
組合膠環的方向如圖示

Apply CA glue here / 請由此處點入瞬間膠

### Left Side / 左邊

= Apply CA Glue / 使用瞬間接著劑

### PIVOT BALL DIRECTION / 球頭方向



R131013 5.8mm Ball Socket Set (3 Sets)  
R133010 5.8mm Pivot Ball-Titanium (2)

R133019 5.8mm Short Pivot Ball-Titanium (2)  
R138045 A10 Rear Low Arm Short-Carbon

## REAR LOW ARM SET / 後下擺臂組

BAG 02



R105105  
3x8 Round Screw (10)



R105403  
3x8mm Set Screw (10)



R105404  
3x10mm Set Screw (10)



R105101  
2x5mm Cap Screw (10)



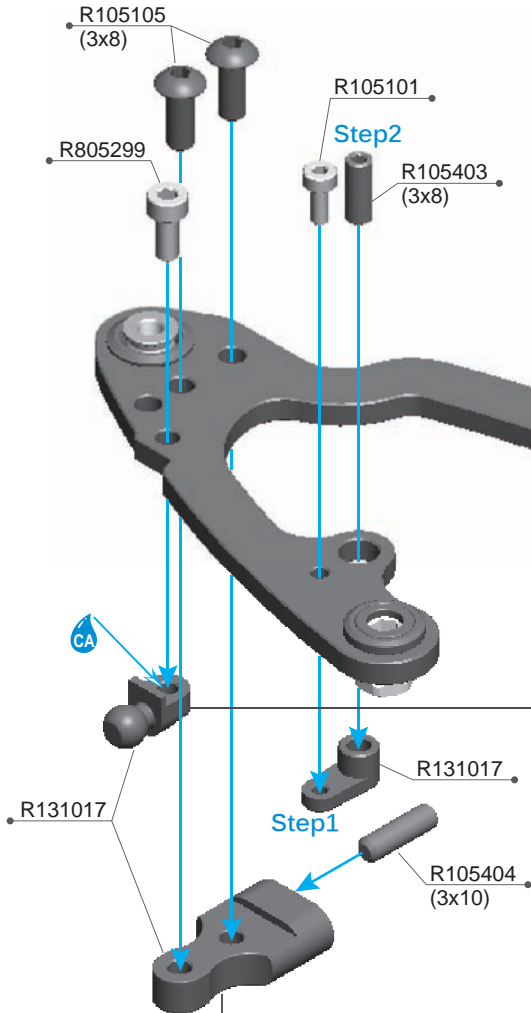
R805299  
2.5x6mm Cap Screw (10)



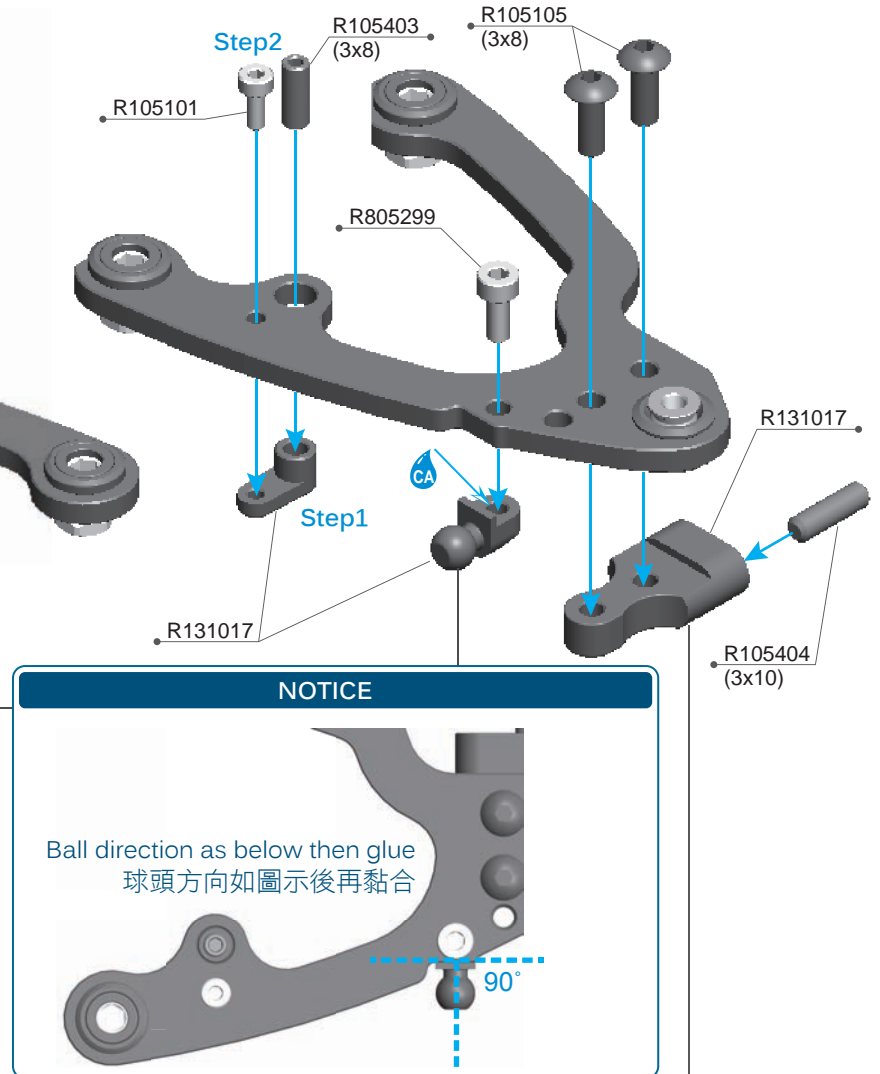
=Apply CA Glue  
=使用瞬間接著劑

1:1 Scale

### Right Side / 右邊




### Left Side / 左邊



#### NOTICE

Ball direction as below then glue  
球頭方向如圖示後再黏合



#### Option Parts (Not Included) / 改裝品 (未附於套件內)

##### R139006 A10 Suspension Mount Rear-Alu (2)

The optional 7075-T6 aluminum suspension rear lower mount for A10, the new aluminum mount can improve the mounting strength and give a more precise handle feel, 2pcs/pack.

由7075鋁合金製成改裝用A10後避震器下支點座，此下座可改善支點強度並增加操控時的穩定度。



R105101 2x5mm Cap Screw (10)  
R105105 3x8 Round Screw (10)  
R105403 3x8mm Set Screw (10)

R105404 3x10mm Set Screw (10)  
R131017 Rear Low Arm Parts (3)  
R805299 2.5x6mm Cap Screw (10)

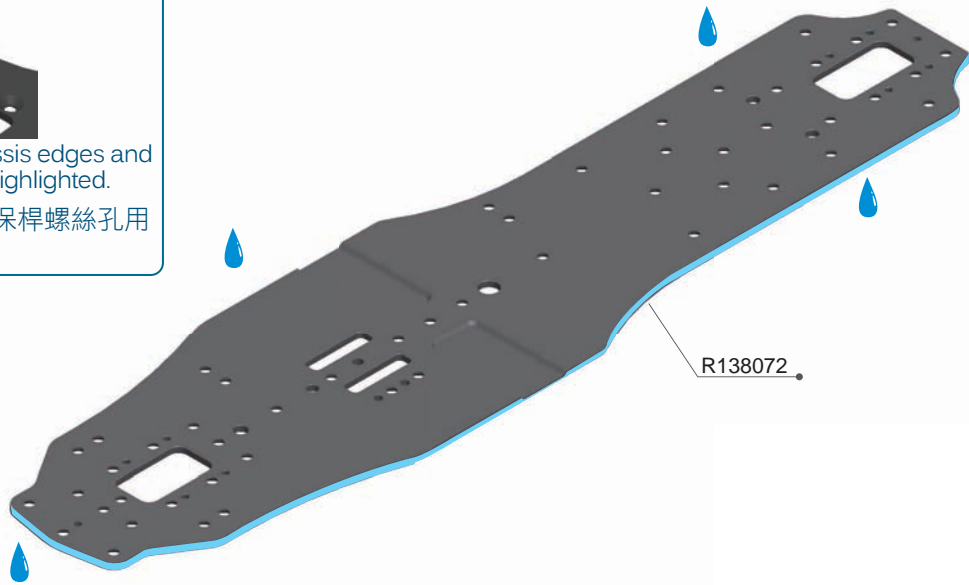


**NOTICE**



Apply CA Glue to the chassis edges and front bumper screws as highlighted.


請依圖示中的位置將前保桿螺絲孔用瞬間膠做補強。



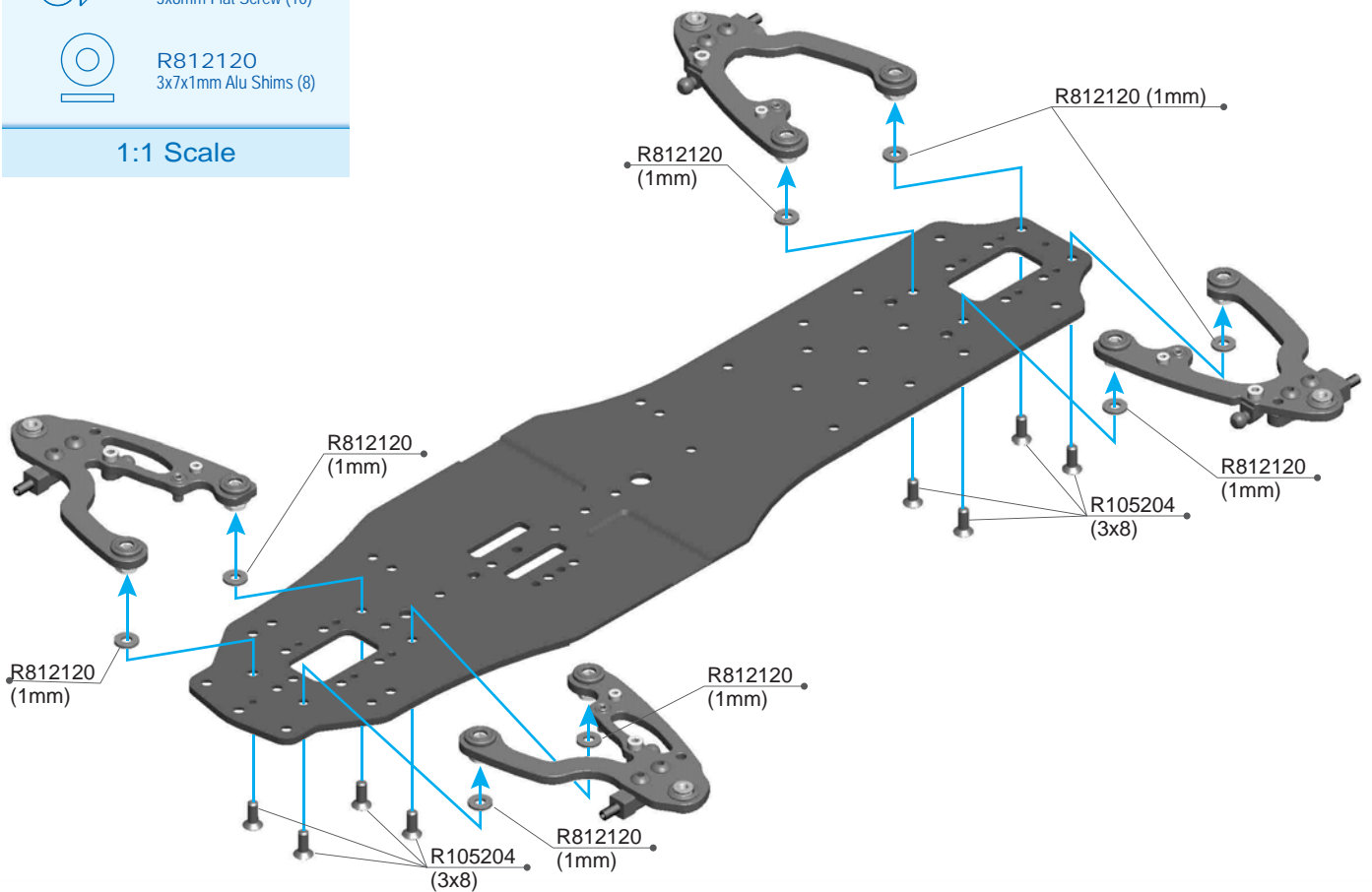
R138072

R138072 A10MF-23 Carbon Chassis-2.25mm

 R105204  
3x8mm Flat Screw (10)

 R812120  
3x7x1mm Alu Shims (8)

1:1 Scale



R105204 3x8mm Flat Screw (10)

R812120 3x7x1mm Alu Shims (8)

## NOTICE

### R133006 A10MF Brass Weight 30g

The R133006 brass weight is specially designed for A10MF, it is located beside the front bulkhead and below the drive shaft, can increase front traction efficiency, 2 pcs weights can increase the front end in 60g weight.

R133006 是專為A10MF 所設計的銅製配重塊，它的位置就在傳動軸的正下方，共有二塊，一共可以增加60公克的重量。



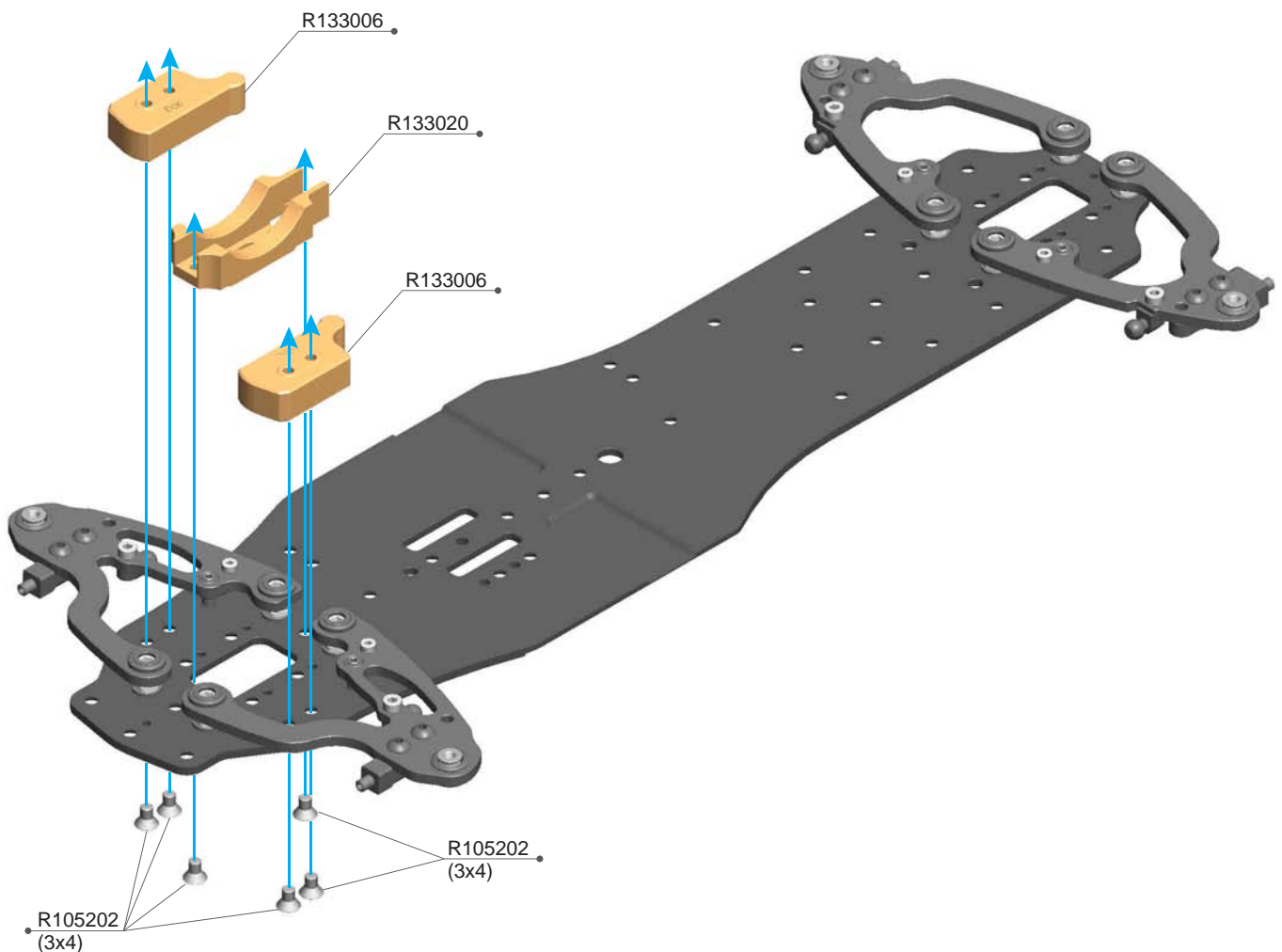
R105202  
3x4mm Flat Screw (10)

1:1 Scale

### R133020 A10MF Brass Weight 25g

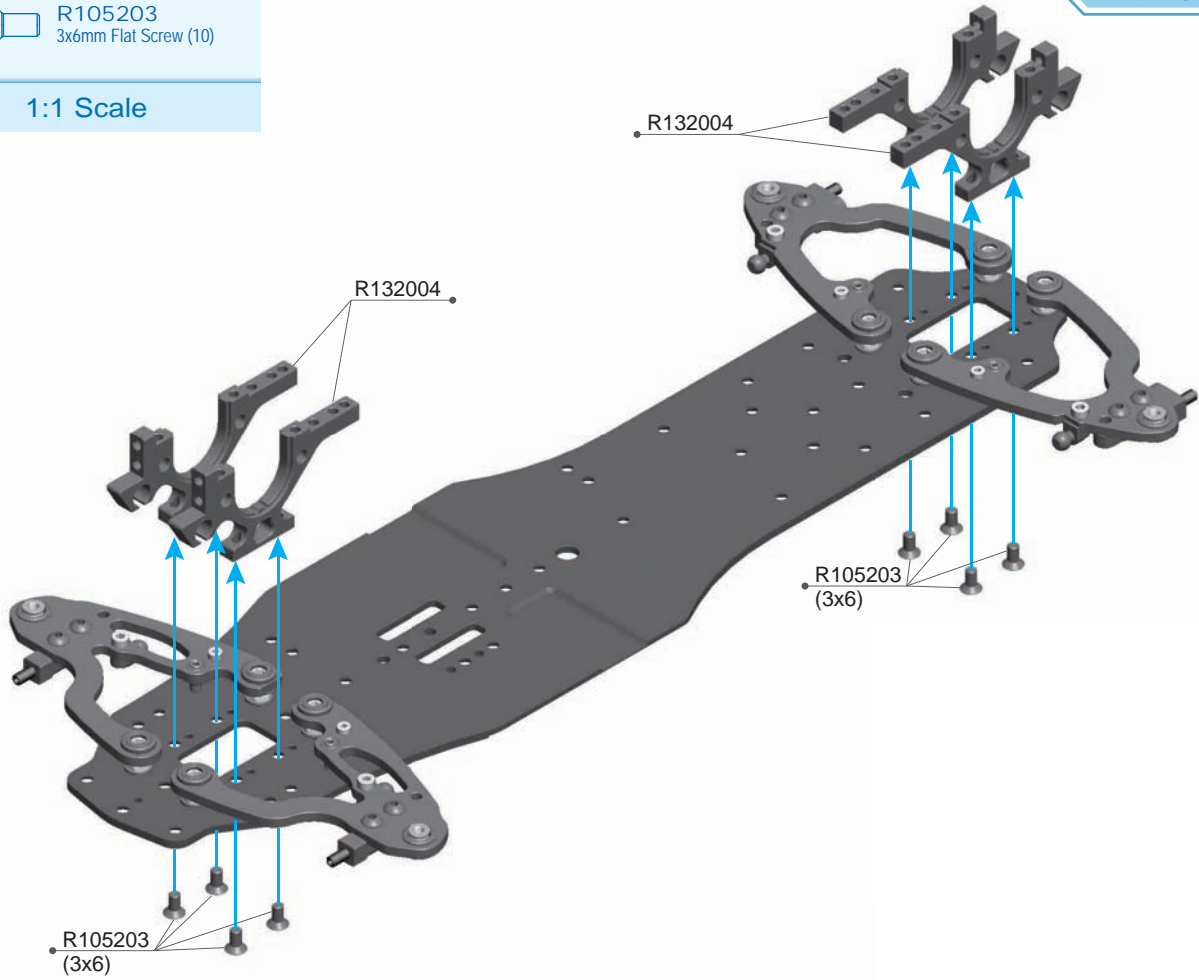
The R133020 brass weight is designed to increase the A10MF weight of the front center area, located below the front diff, can increase the stability and improve the car's handling.

R133020 同樣是專為A10MF所設計的專用配重塊，配重的位置在差速器的正下方，在增加重量的同時也可以增加車輛整體的穩定性與操控性。




R105203  
3x6mm Flat Screw (10)

1:1 Scale



R105203 3x6mm Flat Screw (10)

R132004 A10 Lower Bulkhead



R134020 A10MF Belt S3M-234

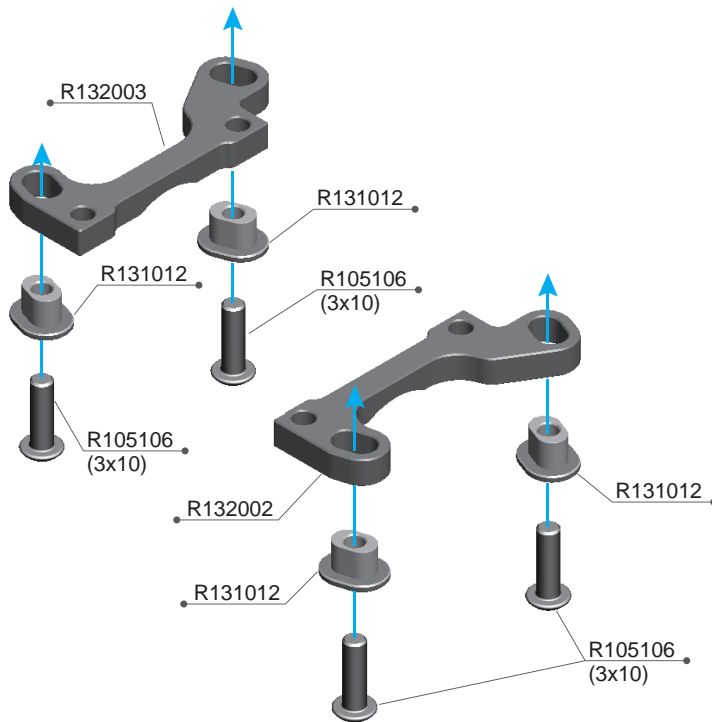


R105106  
3x10 Round Screw (10)

1:1 Scale

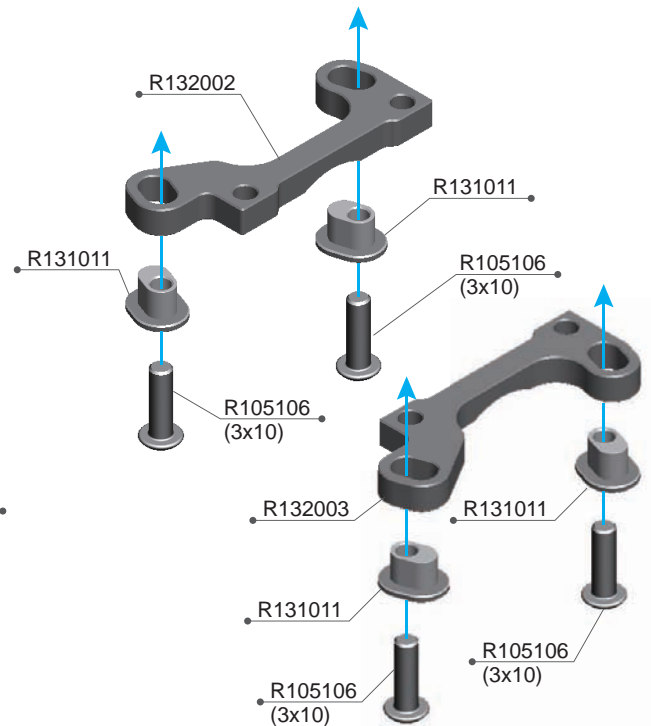
## FRONT UPPER BULKHEAD

前上側板



## REAR UPPER BULKHEAD

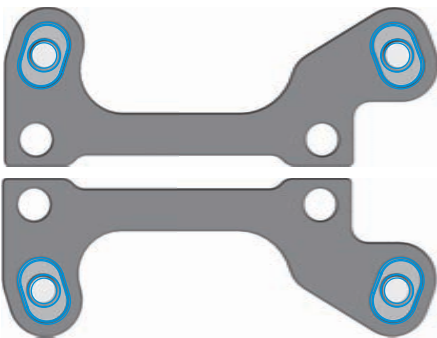
後上側板



### FRONT / 前方

The upper arm length can be adjusted with different inserts. The default front upper arm setting uses the middle position.

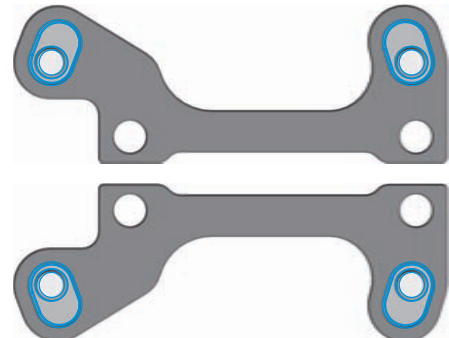
上擺臂的長度可以用不同的固定座來做改變，預設的前上擺臂使用中間的孔位。



### REAR / 後方

The upper arm length can be adjusted with different inserts. The default rear upper arm setting uses the inside position for a longer upper arm.

上擺臂的長度可以用不同的固定座來做改變，預設的後上擺臂使用向內的孔位，此設定時後上擺臂的長度是最長的。



R105106 3x10 Round Screw (10)  
R131011 Linkage Insert-Side (4)  
R131012 Linkage Insert-Mid (4)

R132002 A10 Upper Bulkhead FL/RR  
R132003 A10 Upper Bulkhead FR/RL



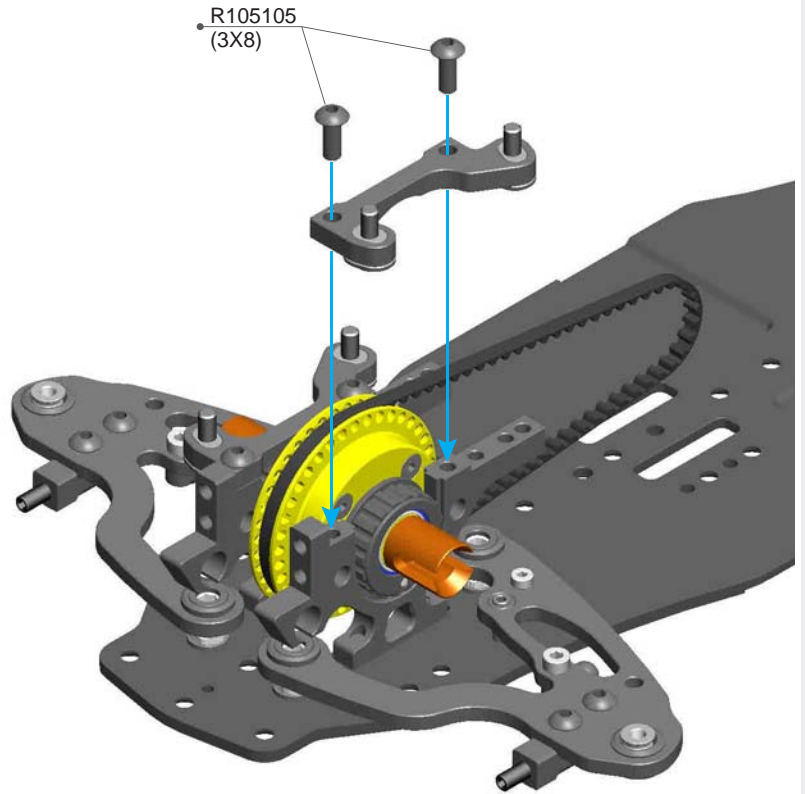
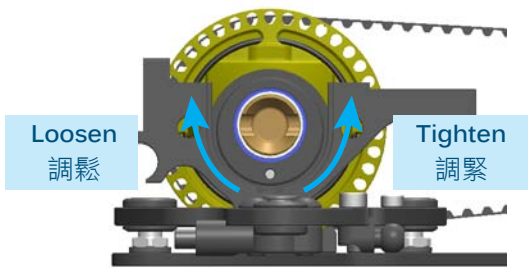
R105105  
3x8 Round Screw (10)

1:1 Scale

### FRONT / 前方

The eccentric hub is used to adjust the front spool height and belt tension. The default setup is for the spool to be in a high position. The belt tension can then be adjusted incrementally.

偏心的襯套可以用來調整前直軸的高度與皮帶的鬆緊度，預設的前直軸位置於高處，皮帶的鬆緊可以如圖示來做調整。

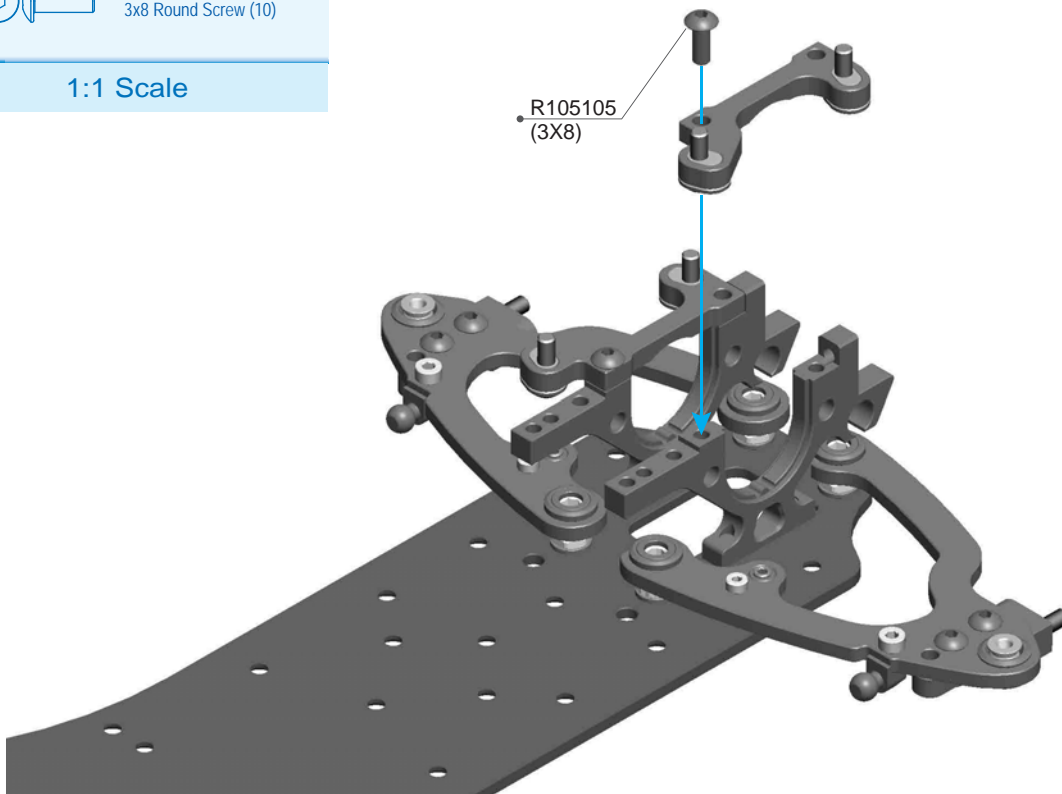


R105105 3x8 Round Screw (10)



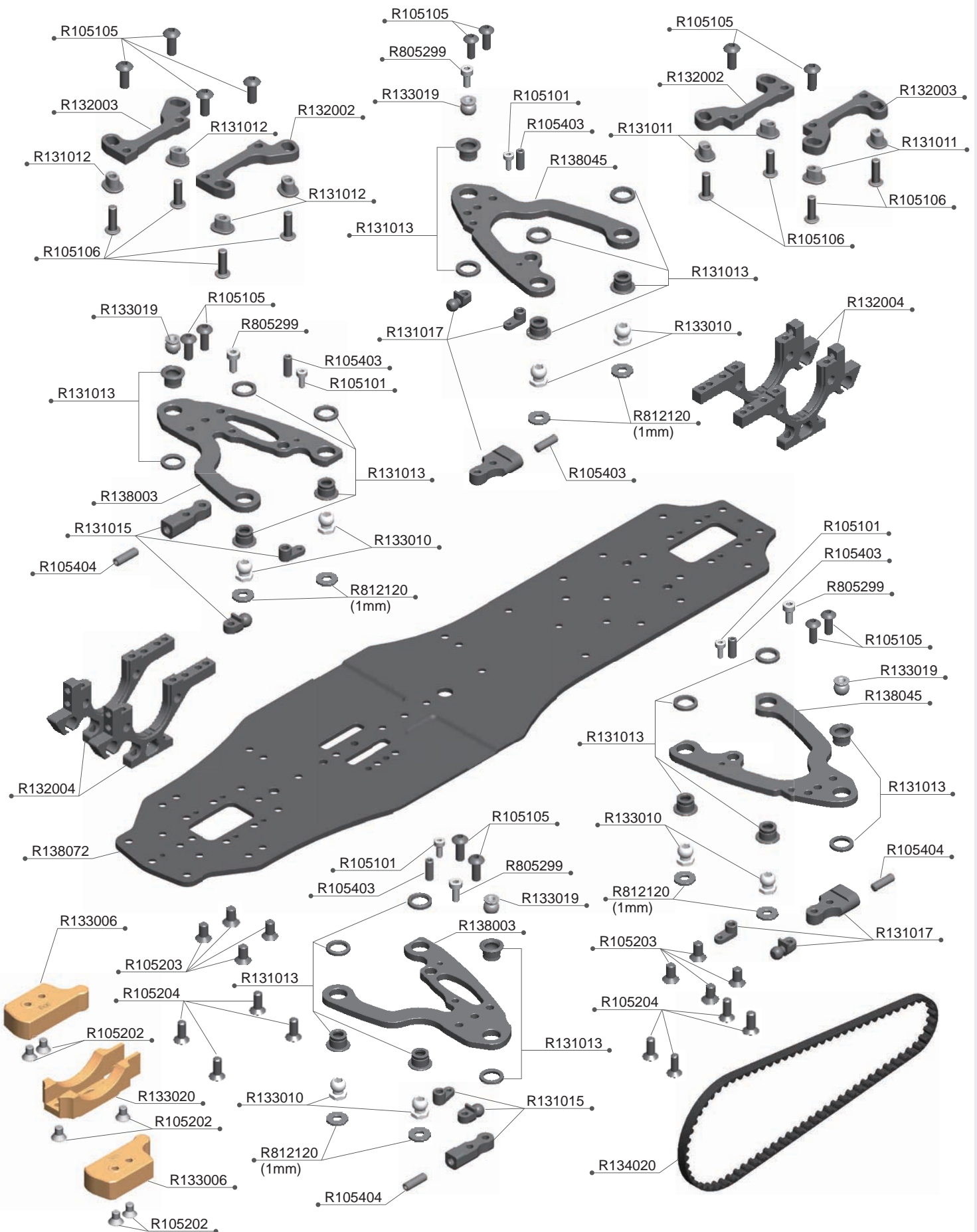
R105105  
3x8 Round Screw (10)

1:1 Scale



R105105 3x8 Round Screw (10)

## A10MF-24 BAG 02 PARTS EXPLODED VIEW



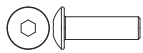
## A10MF-24 BAG 02 PARTS LIST

|         |                                |         |                                     |
|---------|--------------------------------|---------|-------------------------------------|
| R105101 | 2x5mm Cap Screw (10)           | R132002 | A10 Upper Bulkhead FL/RR            |
| R105105 | 3x8 Round Screw (10)           | R132003 | A10 Upper Bulkhead FR/RL            |
| R105106 | 3x10 Round Screw (10)          | R132004 | A10 Lower Bulkhead                  |
| R105202 | 3x4mm Flat Screw (10)          | R133006 | A10MF Brass Weight 30g              |
| R105203 | 3x6mm Flat Screw (10)          | R133010 | 5.8mm Pivot Ball-Titanium (2)       |
| R105204 | 3x8mm Flat Screw (10)          | R133019 | 5.8mm Short Pivot Ball-Titanium (2) |
| R105403 | 3x8mm Set Screw (10)           | R133020 | A10MF Brass Weight 25g              |
| R105404 | 3x10mm Set Screw (10)          | R134020 | A10MF Belt S3M-234                  |
| R131011 | Linkage Insert-Side (4)        | R138003 | A10 Front Low Arm-Carbon            |
| R131012 | Linkage Insert-Mid (4)         | R138045 | A10 Rear Low Arm Short-Carbon       |
| R131013 | 5.8mm Ball Socket Set (3 Sets) | R138072 | A10MF-23 Carbon Chassis-2.25mm      |
| R131015 | Front Low Arm Parts (3)        | R805299 | 2.5x6mm Cap Screw (10)              |
| R131017 | Rear Low Arm Parts (3)         | R812120 | 3x7x1mm Alu Shims (8)               |

## 1:1 SCALE



R105105  
3x8 Round Screw (10)



R105106  
3x10 Round Screw (10)



R105202  
3x4mm Flat Screw (10)



R105203  
3x6mm Flat Screw (10)



R105204  
3x8mm Flat Screw (10)



R105101  
2x5mm Cap Screw (10)



R805299  
2.5x6mm Cap Screw (10)



R105403  
3x8mm Set Screw (10)



R105404  
3x10mm Set Screw (10)



R812120  
3x7x1mm Alu Shims (8)



R102015  
3x5.5x2mm Alu Shims (8)



R105203  
3x6mm Flat Screw (10)



R805201  
4x8mm Flat Screw (10)

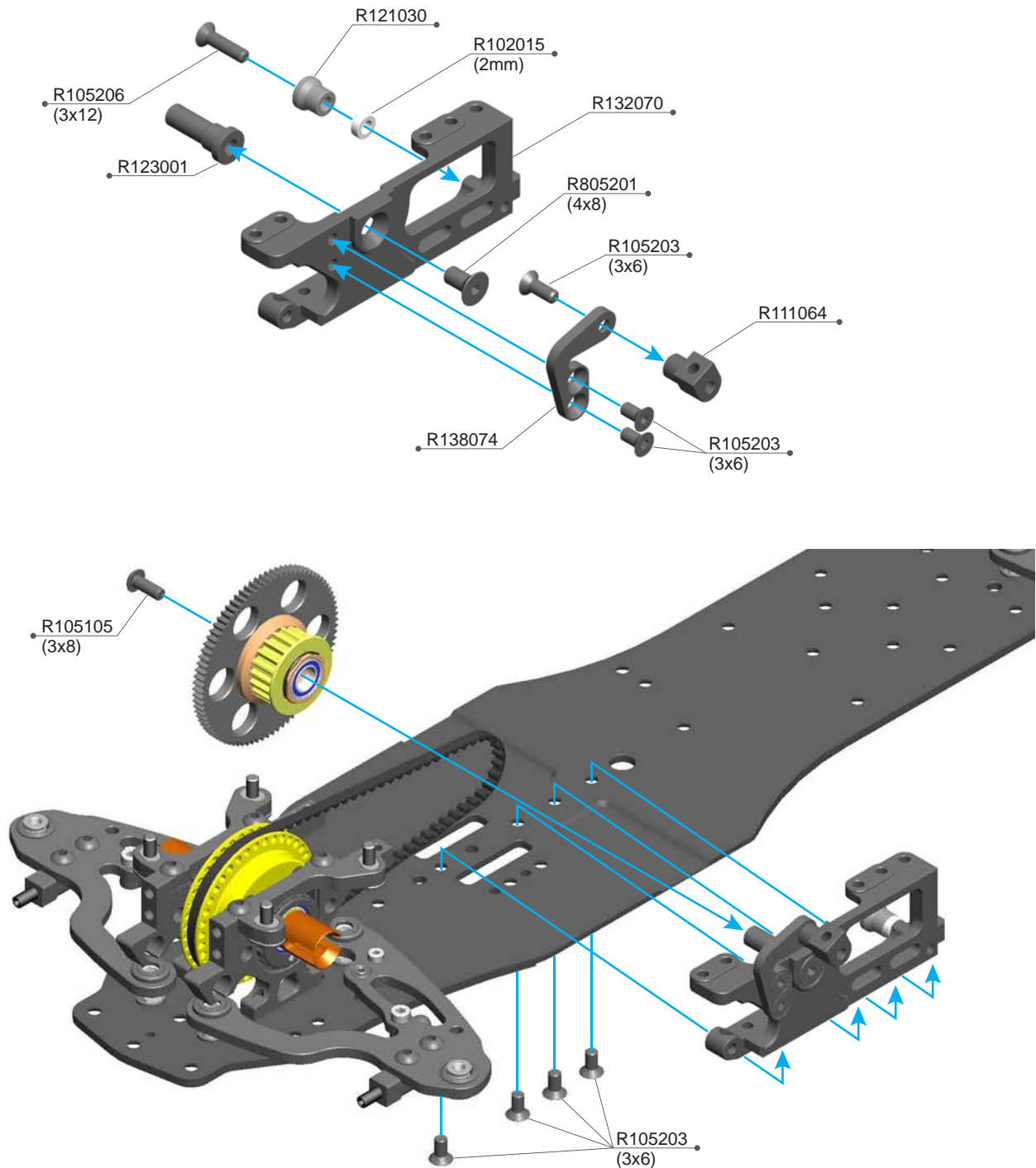


R105105  
3x8 Round Screw (10)



R105206  
3x12mm Flat Screw (10)

1:1 Scale



R102015 3x5.5x2mm Alu Shims(8pcs)  
 R105105 3x8 Round Screw (10)  
 R105203 3x6mm Flat Screw (10)  
 R105206 3x12mm Flat Screw (10)  
 R111064 R11 Motor Fan Mount

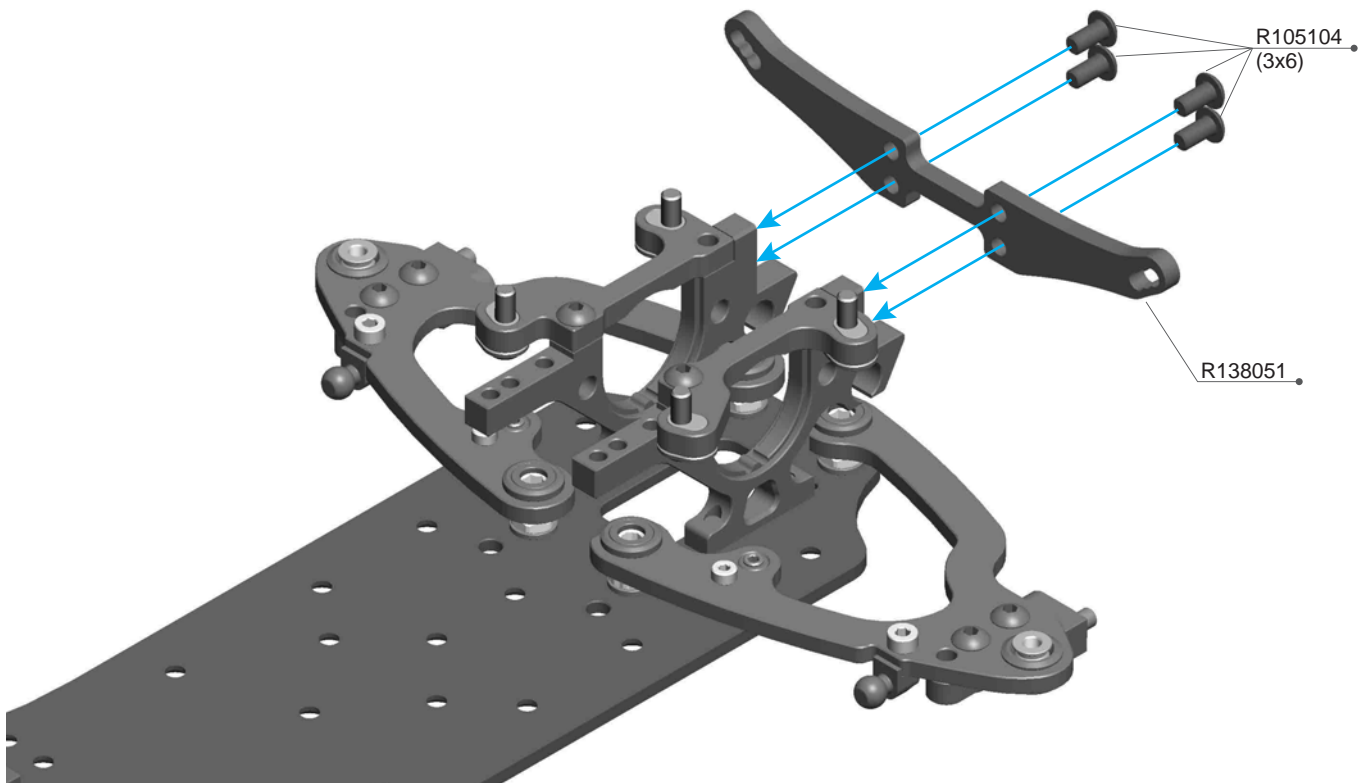
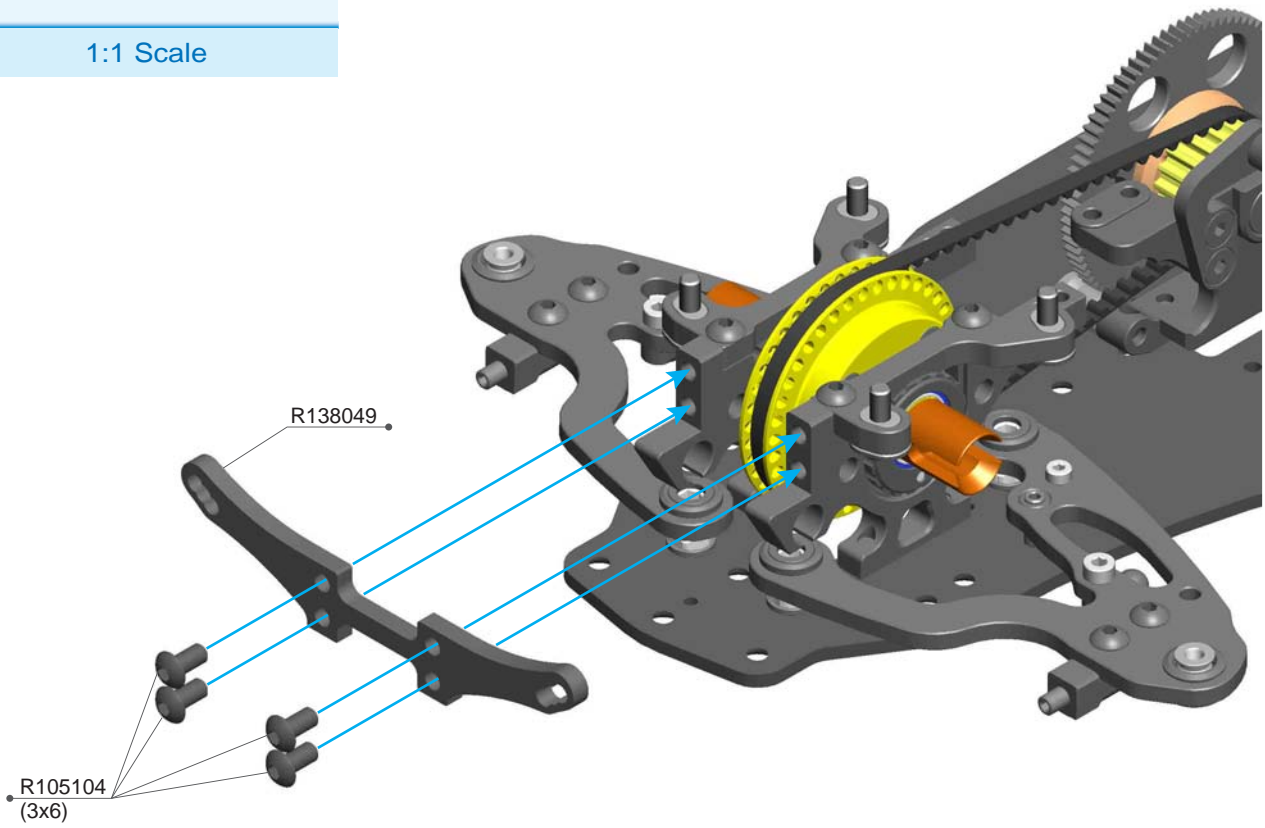
R121030 R12 Eccentric Hub (4)  
 R123001 R12 Spur Shaft  
 R132070 A10MF-24 Motor Bulkhead  
 R138074 A10MF Fan Mount  
 R805201 4x8mm Flat Screw (10)





R105104  
3x6 Round Screw (10)

1:1 Scale

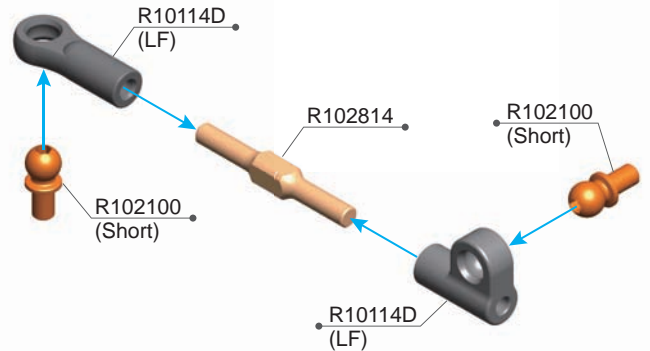
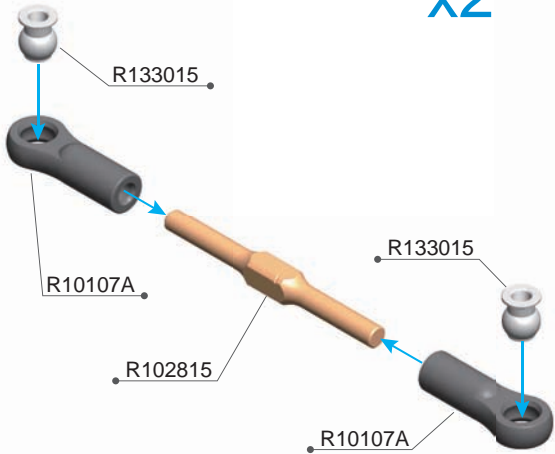
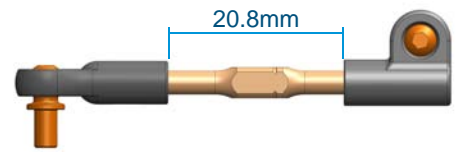




R105104 3x6 Round Screw (10)  
R138049 A10-23 Front Shock Tower

R138051 A10-23 Rear Shock Tower

R105203  
3x6mm Flat Screw (10)

1:1 Scale



### NOTICE



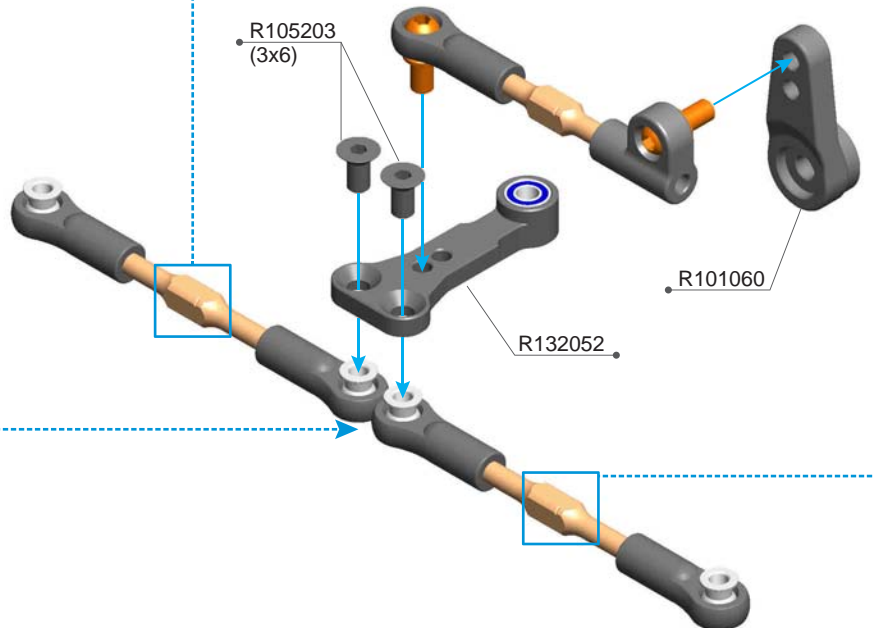
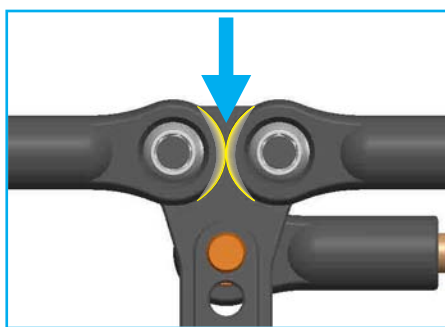
It is recommended to place the notch on each turnbuckle to the left side, which will make it easier to adjust camber and toe.

建議請將拉桿的缺口記號統一放置於左方，以便於調整前束角時方向會一致。

### NOTICE

Please fix the ball end as instruction to avoid touching.

請依圖示修平球頭之邊角以防止磨擦。



- R101060 Servo Horn Dual steering arm
- R10107A Ball Joint 4.9mm Open (6pcs)
- R10114D Steering Rod Ball Joint Set (LF)
- R102100 Alu 4.9mm Ball End Short(4pcs)
- R102814 Turnbuckle 3x32mm ALU-7075 (2pcs)

- R102815 Turnbuckle 3x37mm ALU-7075 (2pcs)
- R105203 3x6mm Flat Screw (10)
- R133015 Ball Head 4.9mm +0.5 (4)
- R132052 A10MF Bell Crank



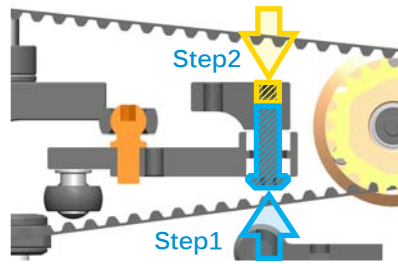
R103050  
3x5x0.3mm Shims (10)



R105401  
3x3mm Set Screw (10)

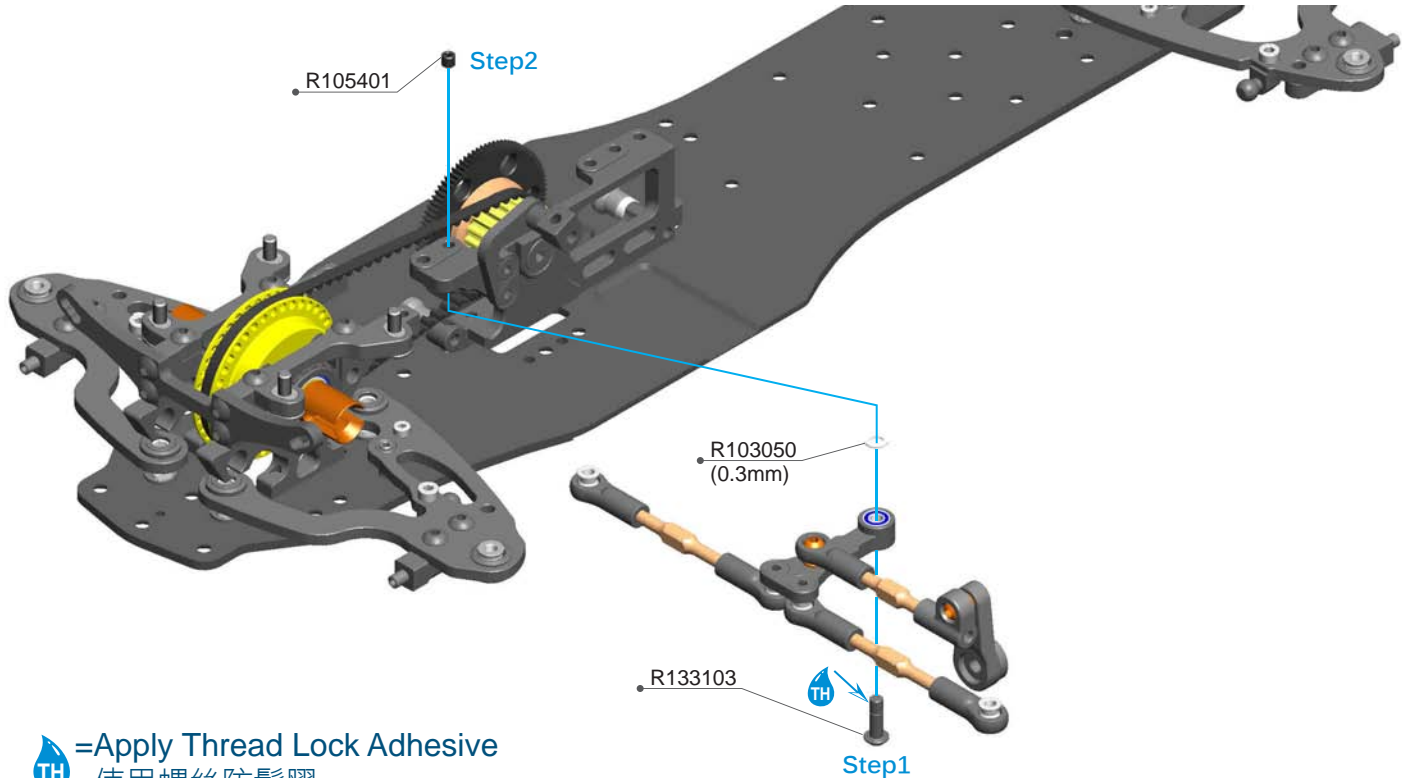
1:1 Scale

### NOTICE



To make sure the bell crank turn smooth without play, the step1 is assemble the R133103 Ball Bearing Screw into motor bulkhead, after the play of bell crank settle well play then go Step2 to tight the 3x3 set screw.

當組合轉向搖臂時需使其轉向順暢且無虛位，步驟一請將R133103螺絲向上鎖到合適的鬆緊度後，接下來步驟二 使用一顆3x3無頭螺絲向下去鎖緊。



**TH** =Apply Thread Lock Adhesive  
=使用螺絲防鬆膠

R103050 3x5x0.3mm Shims (10)  
R105401 3x3mm Set Screw (10)

R133103 Ball Bearing Screw (2)

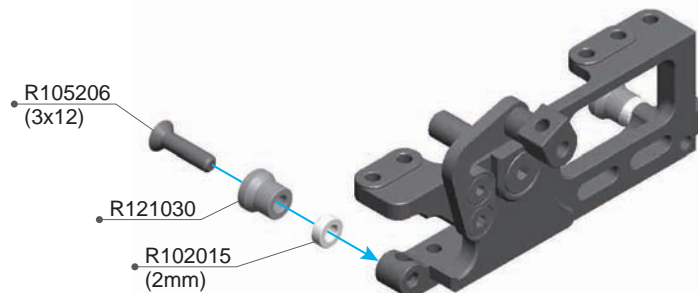


R102015  
3x5.5x2mm Alu Shims (8)



R105206  
3x12mm Flat Screw (10)

1:1 Scale



R102015 3x5.5x2mm Alu Shims(8pcs)  
R105206 3x12mm Flat Screw (10)

R121030 R12 Eccentric Hub (4)



R105104  
3x6 Round Screw (10)



R105105  
3x8 Round Screw (10)

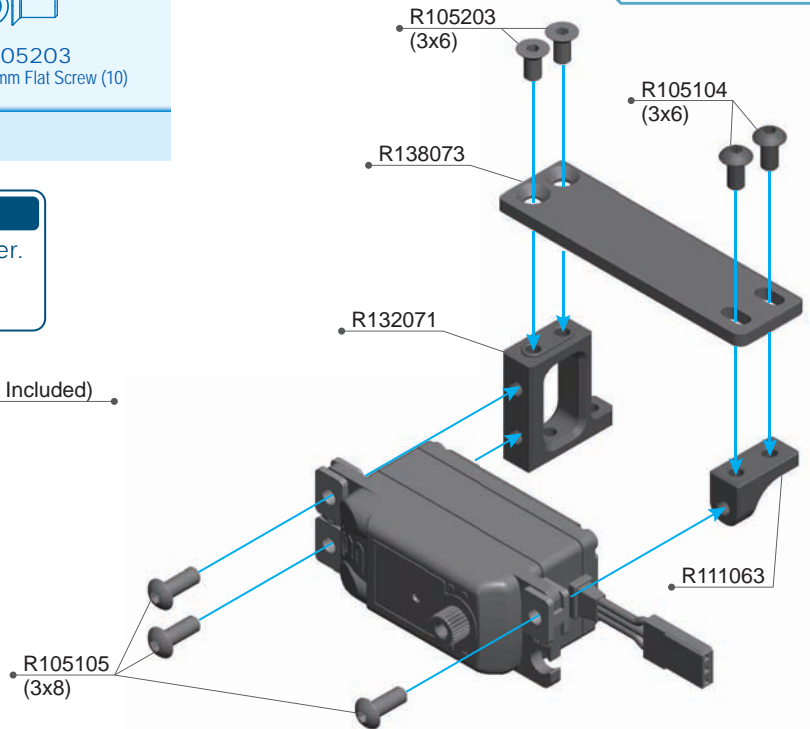
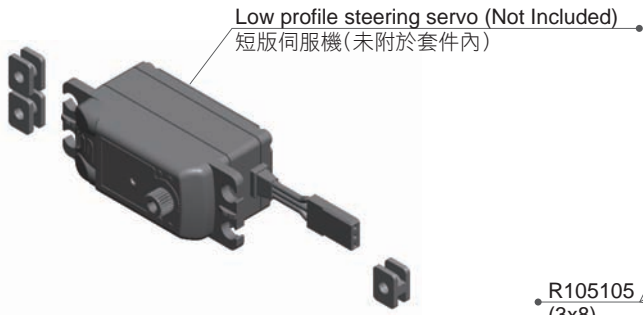


R105203  
3x6mm Flat Screw (10)

1:1 Scale

### NOTICE

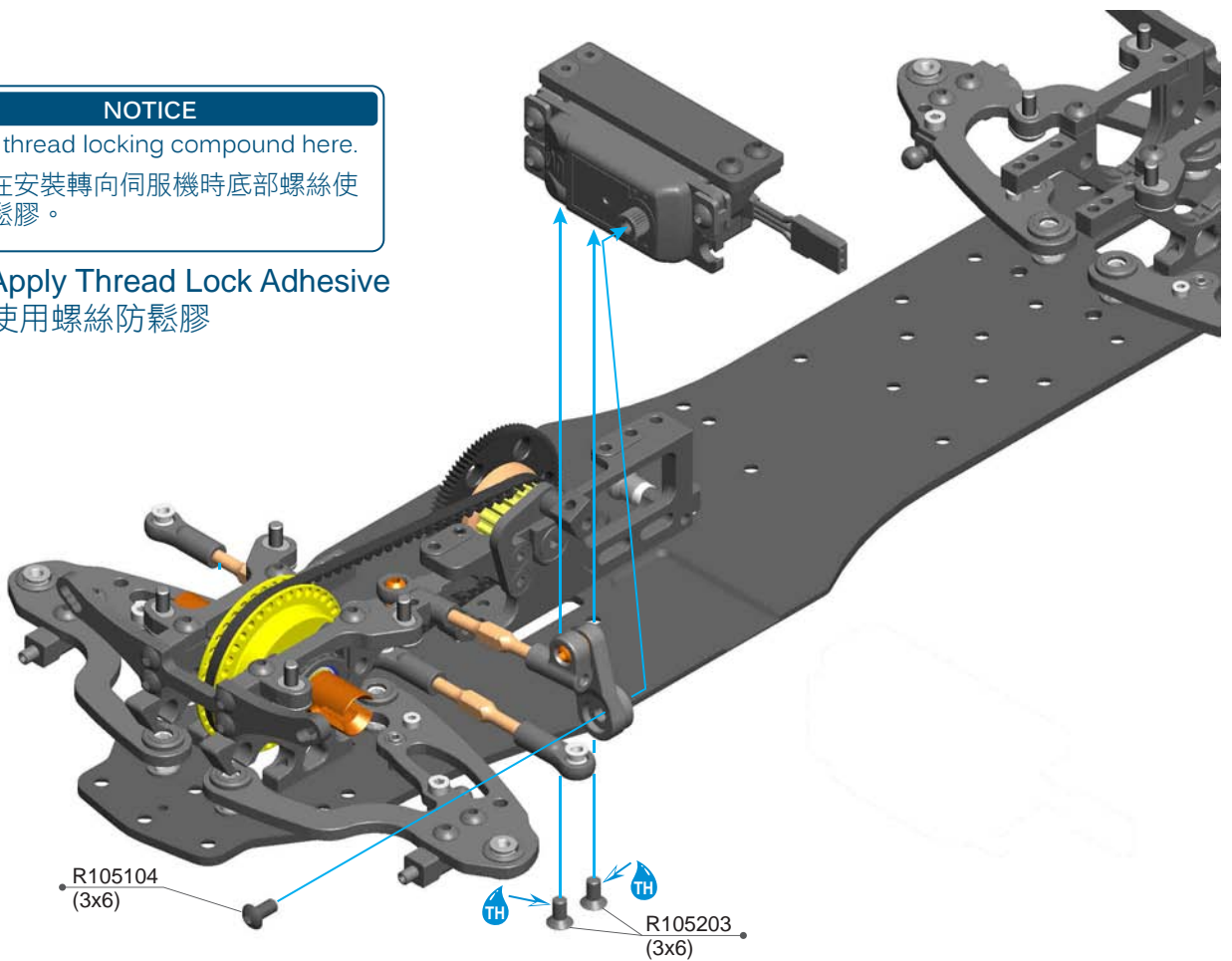
It is recommended to use servo mount rubber.  
建議安裝時使用伺服機防震膠套。



### NOTICE

Apply thread locking compound here.  
建議在安裝轉向伺服機時底部螺絲使用防鬆膠。

=Apply Thread Lock Adhesive  
 =使用螺絲防鬆膠



R105104 3x6 Round Screw (10)  
R105105 3x8 Round Screw (10)  
R105203 3x6mm Flat Screw (10)

R111063 R11 Servo Mount-Left  
R132071 A10MF-24 Servo Base  
R138073 A10MF-24 Servo Mount Plate



R103050  
3x5x0.3mm Shims (10)



R105104  
3x6 Round Screw (10)



R106001  
3x6x2.5mm Ball Bearing (2)

1:1 Scale

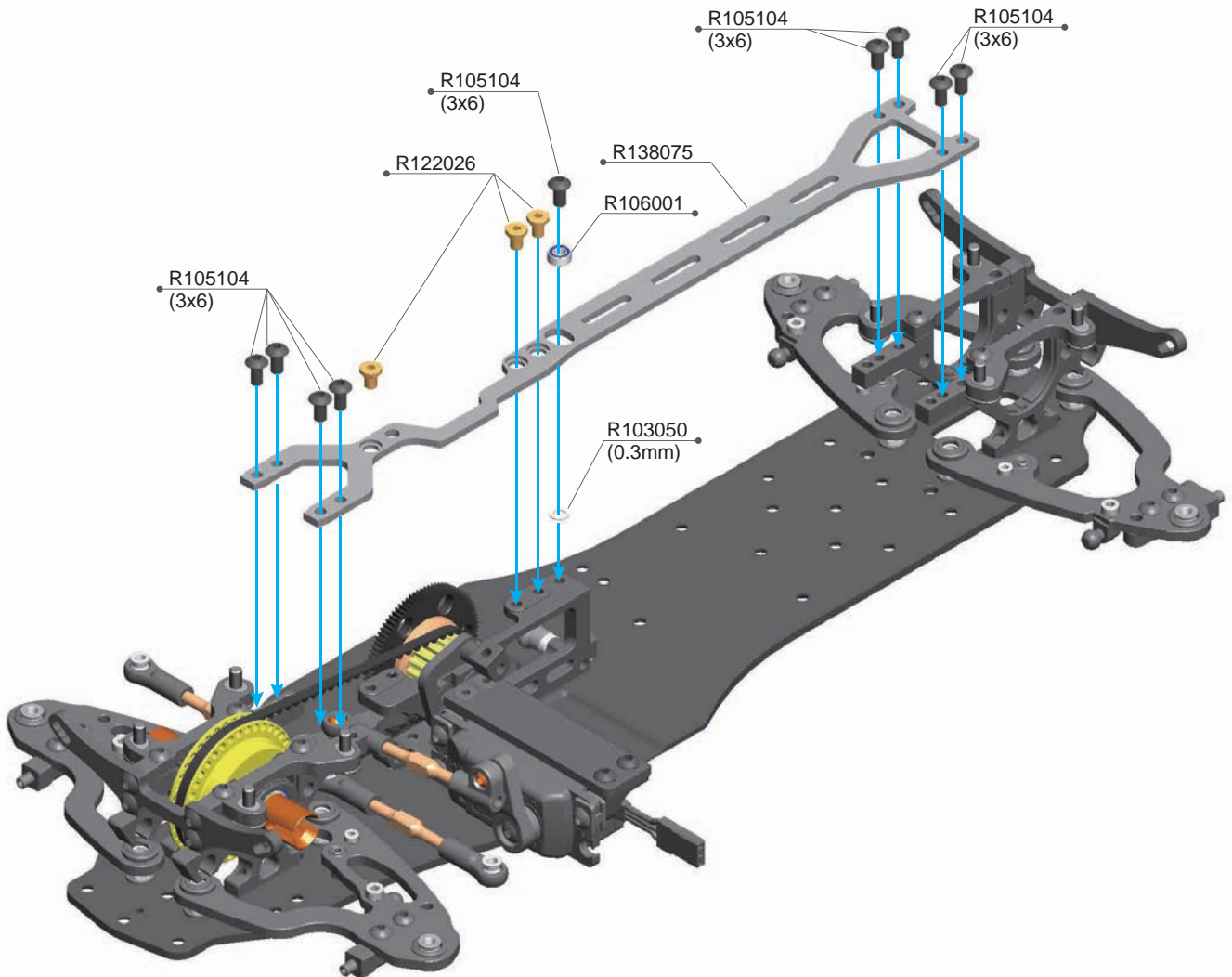
Option Parts (Not Included) / 改裝品(未附於套件內)

R138041 A10MF Upper Deck-Front

R138042 A10MF Upper Deck-Rear

The optional 2-piece top decks are a useful tuning aid to fine tune the flex for the A10. It allows front and rear flex to be independently adjusted according to track conditions.

分離式的二樓板前方二樓板R138041,後方二樓板R138042這二種改裝二樓板可以用來調整A10, 相比於原廠一片式二樓板, 分離式的前方與後方分別可以分開調整, 並可以調整到較高的硬度。



R103050 3x5x0.3mm Shims (10)  
R105104 3x6 Round Screw (10)  
R106001 3x6x2.5mm Ball Bearing (2)

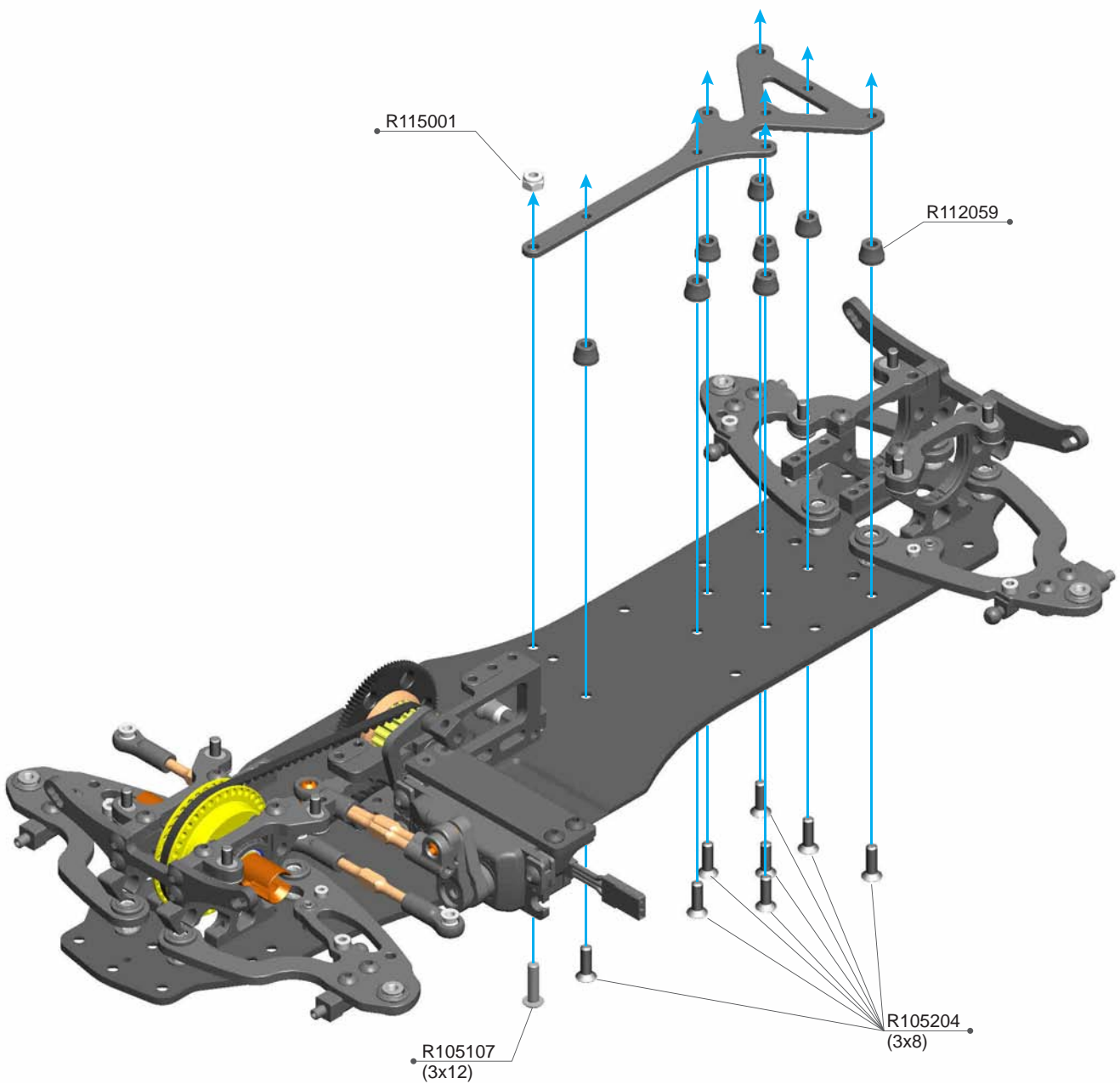
R122026 R12 Upper Deck Screw-Titanium (3)  
R138075 A10MF-24 Upper Deck

Option Parts (Not Included) / 改裝品 (未附於套件內)

### R139007 A10MF Flex Adjust Set

The chassis flex can be adjusted by adding/removing the screw on the chassis, more screws on the flex plate will make the chassis less rolling and rear side become more stable, less screws on the flex plate increase the rolling in rear end and reduce rear traction.

A10MF底盤的扭動可以透過鎖上或放開動板上的螺絲來調整後方的抓地力，當鎖上越多的螺絲時後方的扭動會減少並同時增加車後方的穩定性，當較少的螺絲鎖上扭動板時，車後方的扭動會增加並同減少後方的穩定性可使車輛更快的過彎。





## A10MF-24 BAG 03 PARTS LIST

|         |                                   |         |                                   |
|---------|-----------------------------------|---------|-----------------------------------|
| R101060 | Servo Horn Dual steering arm      | R111064 | R11 Motor Fan Mount               |
| R10107A | Ball Joint 4.9mm Open (6pcs)      | R121030 | R12 Eccentric Hub (4)             |
| R10114D | Steering Rod Ball Joint Set (LF)  | R122026 | R12 Upper Deck Screw-Titanium (3) |
| R102015 | 3x5.5x2mm Alu Shims(8pcs)         | R123001 | R12 Spur Shaft                    |
| R102100 | Alu 4.9mm Ball End Short(4pcs)    | R132052 | A10MF Bell Crank                  |
| R102814 | Turnbuckle 3x32mm ALU-7075 (2pcs) | R132070 | A10MF-24 Motor Bulkhead           |
| R102815 | Turnbuckle 3x37mm ALU-7075 (2pcs) | R132071 | A10MF-24 Servo Base               |
| R103050 | 3x5x0.3mm Shims (10)              | R133015 | Ball Head 4.9mm +0.5 (4)          |
| R105104 | 3x6 Round Screw (10)              | R133103 | Ball Bearing Screw (2)            |
| R105105 | 3x8 Round Screw (10)              | R138049 | A10-23 Front Shock Tower          |
| R105203 | 3x6mm Flat Screw (10)             | R138051 | A10-23 Rear Shock Tower           |
| R105206 | 3x12mm Flat Screw (10)            | R138073 | A10MF-24 Servo Mount Plate        |
| R105401 | 3x3mm Set Screw (10)              | R138074 | A10MF Fan Mount                   |
| R106001 | 3x6x2.5mm Ball Bearing (2)        | R138075 | A10MF-24 Upper Deck               |
| R111063 | R11 Servo Mount-Left              | R805201 | 4x8mm Flat Screw (10)             |

## 1:1 SCALE



R102015  
3x5.5x2mm Alu Shims (8)



R103050  
3x5x0.3mm Shims (10)



R105104  
3x6 Round Screw (10)



R105105  
3x8 Round Screw (10)



R805101  
4x6 Round Screw (10)



R105401  
3x3mm Set Screw (10)



R105203  
3x6mm Flat Screw (10)



R105206  
3x12mm Flat Screw (10)



R805201  
4x8mm Flat Screw (10)




R106001  
3x6x2.5mm Ball Bearing (2)

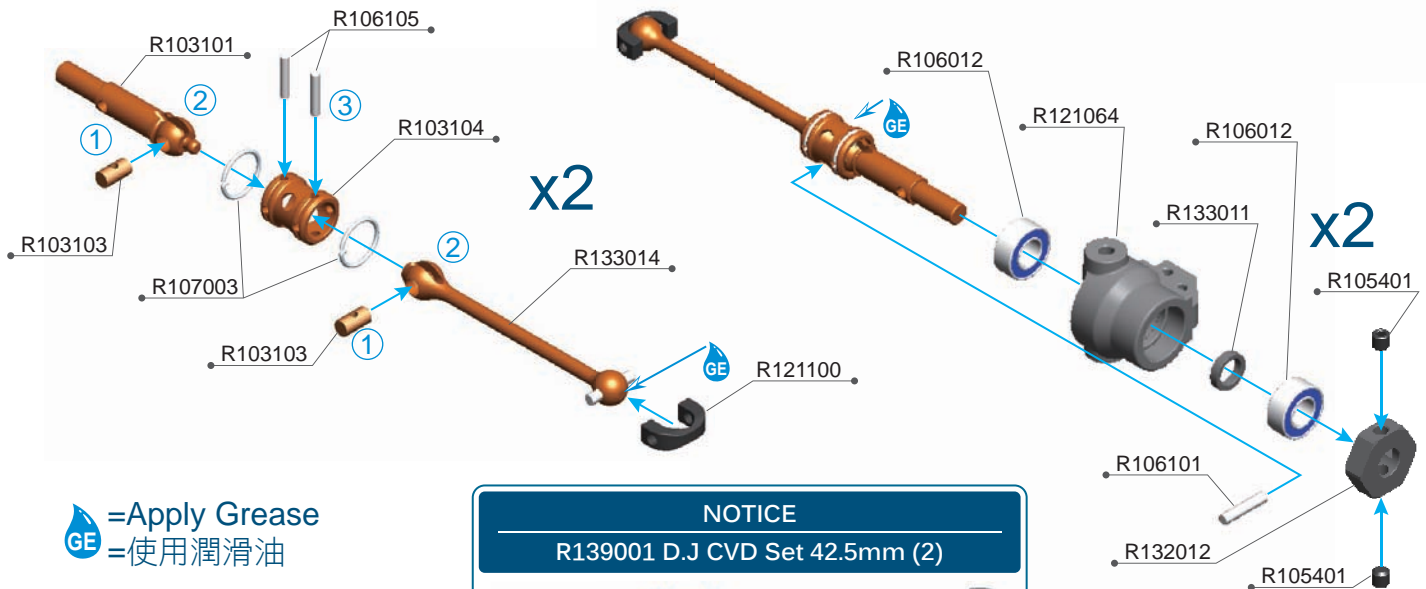


## FRONT STEERING BLOCK / 前方轉向組合說明

BAG 04



1:1 Scale



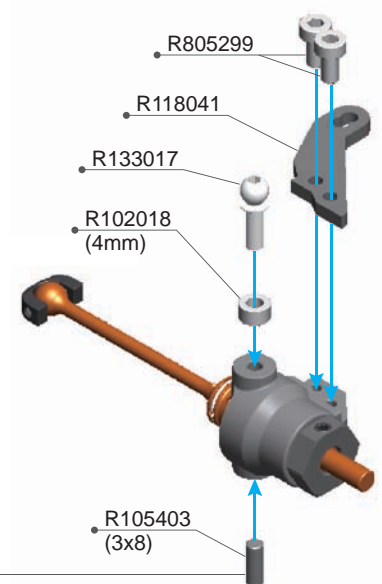
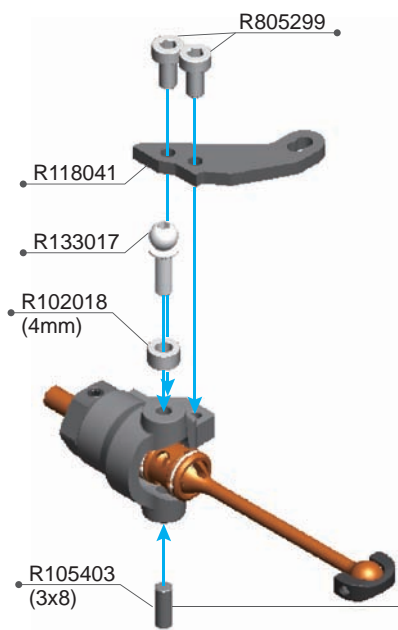
=Apply Grease  
=使用潤滑油

**NOTICE**  
R139001 D.J CVD Set 42.5mm (2)

Front 42.5 D.J CVD **x2**

**NOTICE**  
Please refer to the below diagram to set the R105403 3x8 set screw to the correct length.  
請依圖示調整R105403 3X8mm 無頭螺絲的長度。

3.2mm



- R102018 3X5.5X4mm Alu Shims(4pcs)
- R103101 D.J CVD Wheel Shaft (1pcs)
- R103103 D.J CVD Insert(2pcs)
- R103104 D.J CVD Joint (1pcs)
- R105401 3x3mm Set Screw (10)
- R105403 3x8mm Set Screw (10)
- R106012 Low Friction Ball Bearing 5x10x4 (4pcs)
- R106101 2x9.8mm Pin (10pcs)
- R106105 1.5x8mm Pin (10pcs)

- R107003 D.J CVD G-Clip(8pcs)
- R118041 R11 Steering Plate-Std (2)
- R121064 R12 Steering Block-Hard
- R121100 C Cap V2 (16pcs)
- R132012 Zero Play Hex Hub (-0.75mm) (2)
- R133011 5x7x1.7mm Ring (4)
- R133014 D.J CVD Shaft 42.5mm (2)
- R133017 Titanium 4.85mm Ball End (2)
- R805299 2.5x6mm Cap Screw (10)


## REAR STEERING BLOCK / 後方轉向組合說明

BAG 04

  
R102018  
3x5.5x4mm Alu Shims (4)

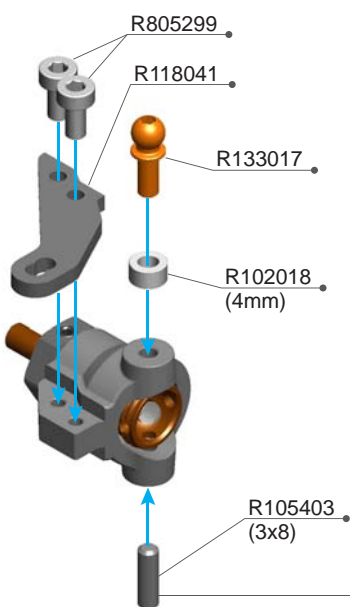
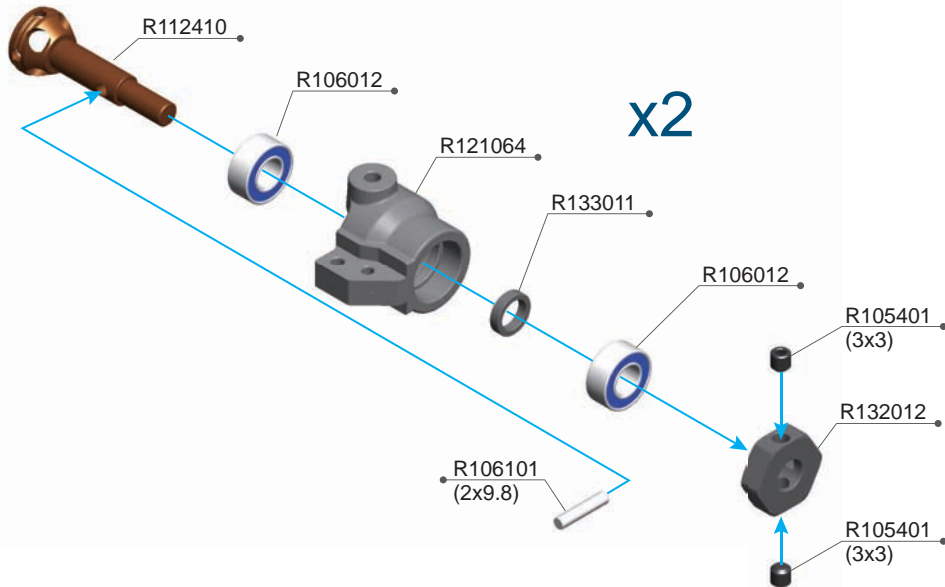
  
R133011  
5x7x1.7mm Shims (2)

 R105401  
3x3mm Set Screw (10)  
 R105403  
3x8mm Set Screw (10)

 R106101  
Ø2x9.8 Pin (10)  
 R805299  
2.5x6mm Cap Screw (10)

 R106012  
Low Friction  
Ball Bearing  
5x10x4 (4)

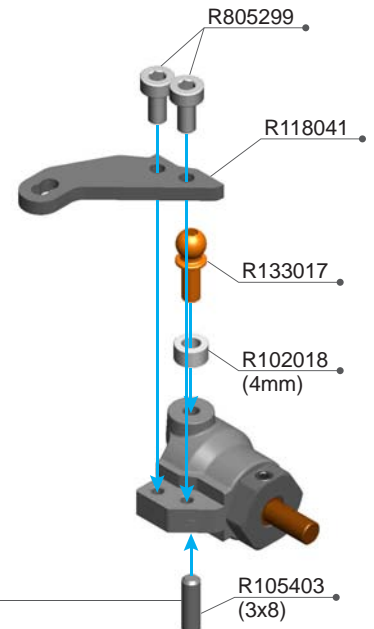
1:1 Scale



**NOTICE**

Please refer to the below diagram to set the R105403 3x8 set screw to the correct length.  
請依圖示調整R105403 3X8mm 無頭螺絲的長度。

3.2mm



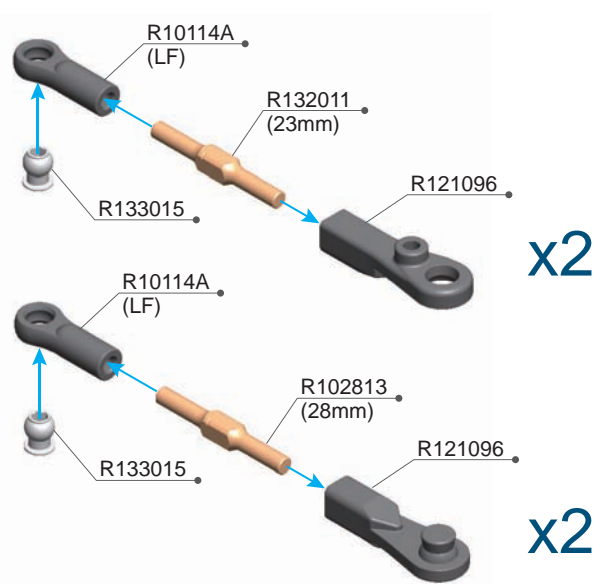
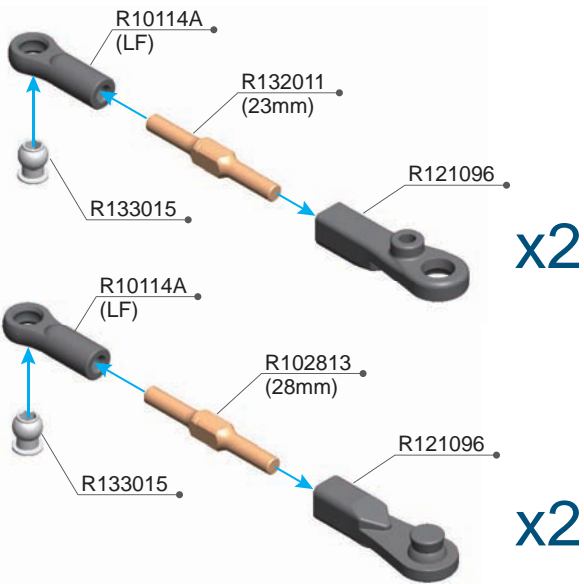
- R102018 3x5.5x4mm Alu Shims(4pcs)
- R105401 3x3mm Set Screw (10)
- R105403 3x8mm Set Screw (10)
- R106012 Low Friction Ball Bearing 5x10x4 (4pcs)
- R106101 2x9.8mm Pin (10pcs)
- R112410 Wheel Axle -Alu (2)

- R118041 R11 Steering Plate-Std (2)
- R121064 R12 Steering Block-Hard
- R132012 Zero Play Hex Hub (-0.75mm) (2)
- R133011 5x7x1.7 Steel Ring (2)
- R133017 Titanium 4.85mm Ball End (2)
- R805299 2.5x6mm Cap Screw (10)

## FRONT / 前連桿

## REAR / 後連桿

BAG 04

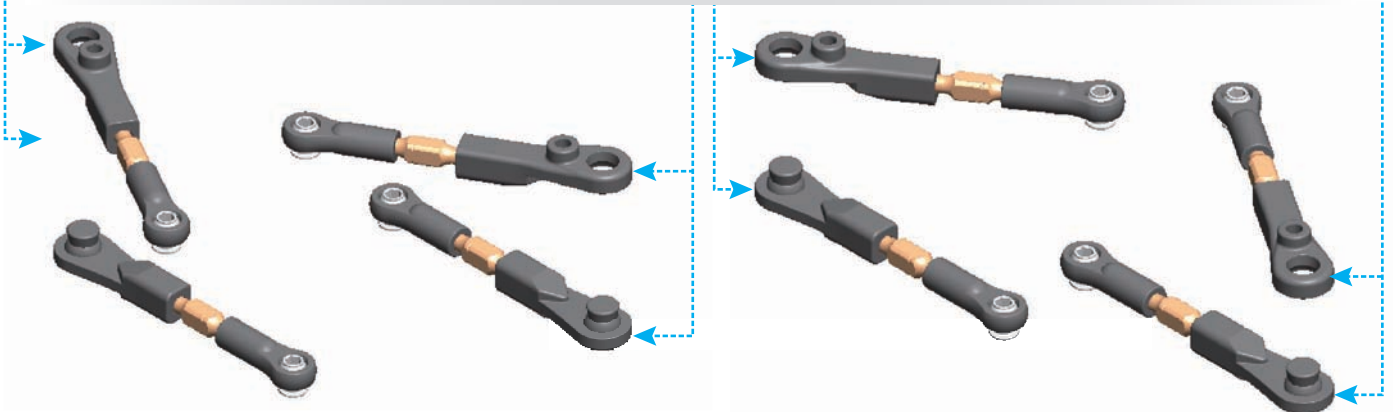


### NOTICE

#### FRONT / 前連桿

#### REAR / 後連桿

Press top and bottom ball ends together with even pressure / 請上下平均壓入來組合此球頭





### FRONT END / 車頭方向

#### FRONT / 前連桿

#### Initial Setup / 起始設定

#### REAR / 後連桿



R10114A Ball Joint 4.9mm Open 6pcs (LF)  
 R102813 Turnbuckle 3x28mm ALU-7075 (2pcs)  
 R121096 Upper A-Arm V3 (2)

R132011 Turnbuckle 3x23mm Alu-7075 (2)  
 R133015 Ball Head 4.9mm +0.5 (4)



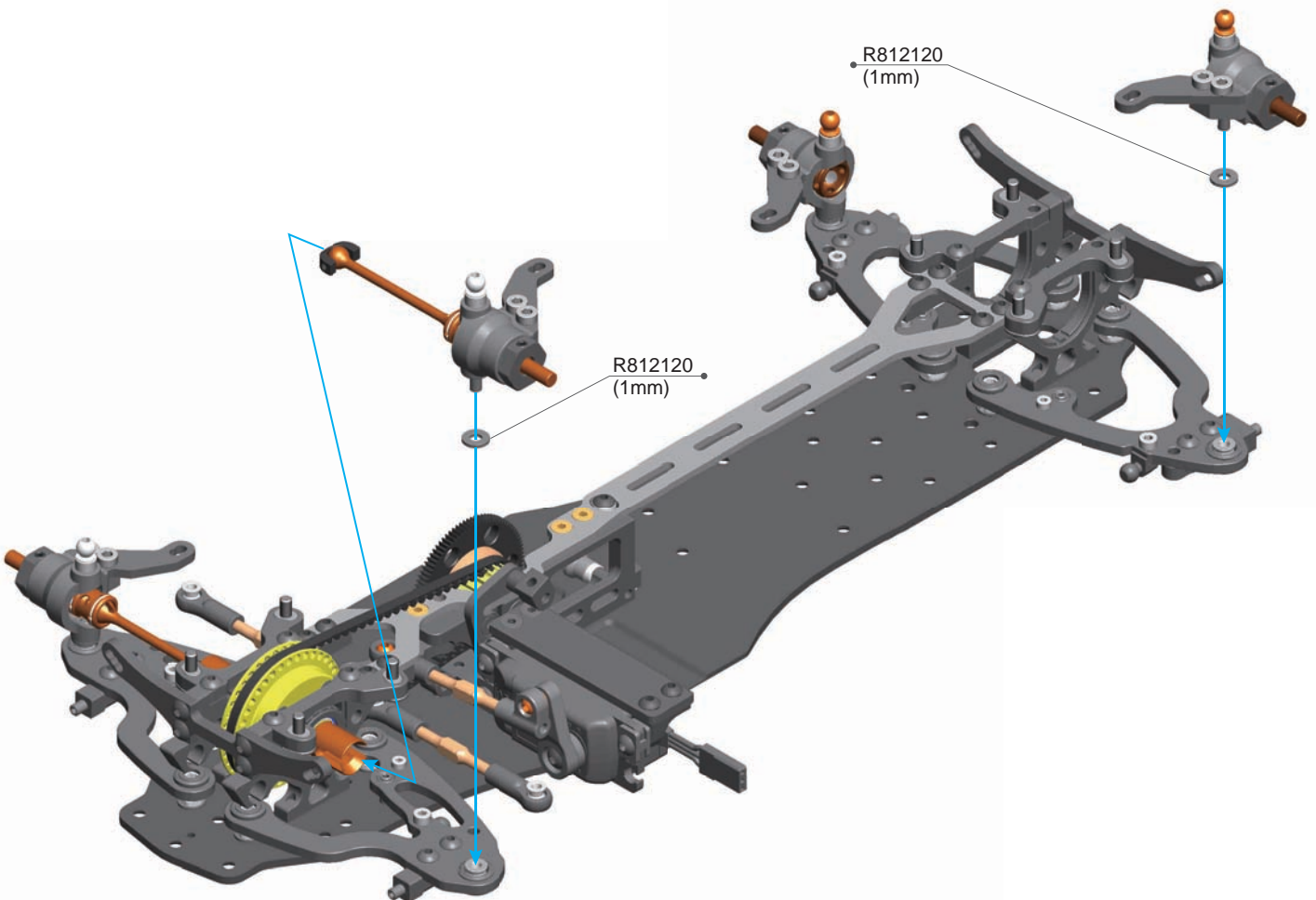
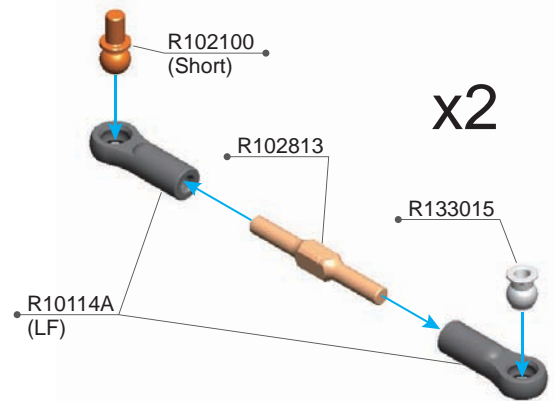
R812120  
3x7x1mm Alu Shims (8)

1:1 Scale

### Rear Toe linkage length / 後連桿長度

Set the Rear Toe linkage length to 17.5mm. With 2mm shims on the Rear Toe steering block, this will provide 3 degree rear toe at normal ride height.

後連桿長度預設為17.5mm，此時後前束角為3度。



R10114A Ball Joint 4.9mm Open 6pcs (LF)  
R102100 Alu 4.9mm Ball End Short(4pcs)  
R102813 Turnbuckle 3x28mm ALU-7075 (2pcs)

R133015 Ball Head 4.9mm +0.5 (4)  
R812120 3x7x1mm Alu Shims (8)



R102017  
3X5.5X3mm  
Alu Shims(4pcs)



R105104  
3x6 Round Screw (10)

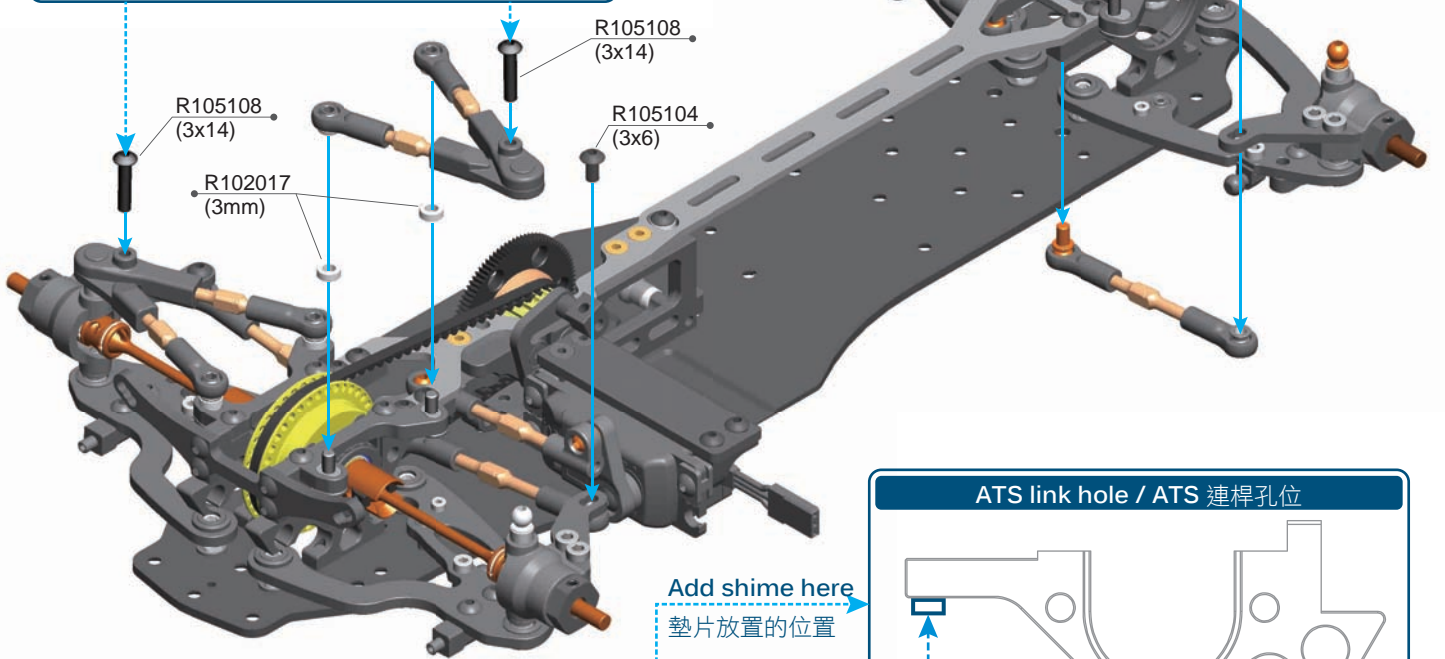


R105108  
3x14 Round Screw (10)

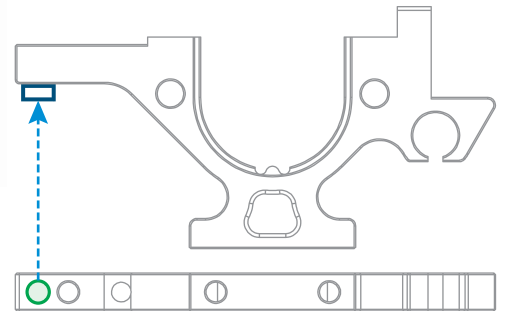
1:1 Scale

### NOTICE

Drill 2.5mm hole on upper arm before assemble.  
組裝前先於前上臂鑽2.5mm的孔。



### ATS link hole / ATS 連桿孔位



### NOTICE

#### ATS Rear Toe Linkage Setup Instruction / ATS後連桿設定說明

The rear toe angle can be set up by adjusting the rear toe linkage, the rear toe angle will be different when the rear ride height changes. the default setup with 0mm shims, the rear toe will increase 0 degree when rear ride height at 0mm.

後前束角的角度可以用後前束角連桿來調整，後前速角的變化量可以用墊片來做調整，預設是不用墊片(0mm)，後前束角的變化量是0度。

Rear Toe Shim Thickness  
後連桿墊片厚度


0mm

2mm

Toe Angle Increase  
後前束角變化量

0°

0.5°



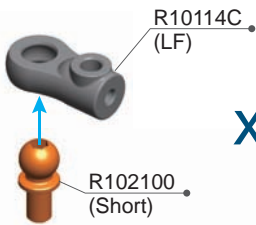
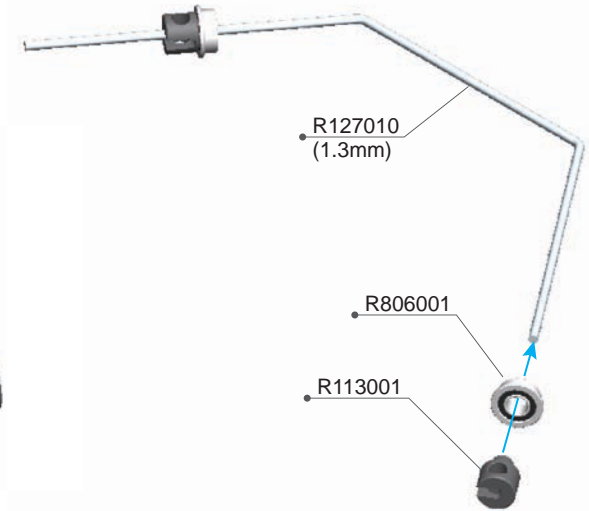
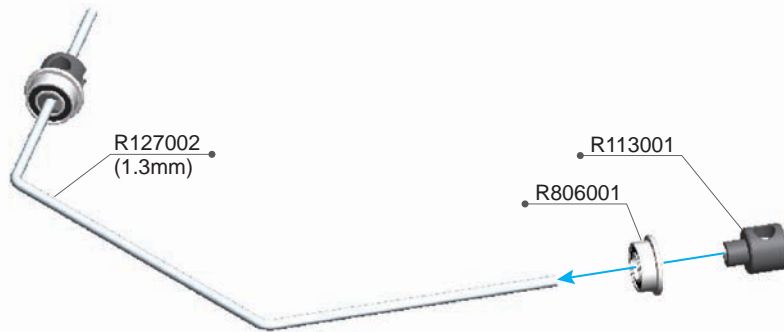
R102017 3X5.5X3mm Alu Shims(4pcs)  
R105104 3x6 Round Screw (10)

R105108 3x14 Round Screw (10)

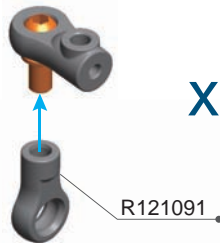
R105401  
3x3mm Set Screw (10)

R806001  
3x6x2.5mm Flange Ball Bearing (2)

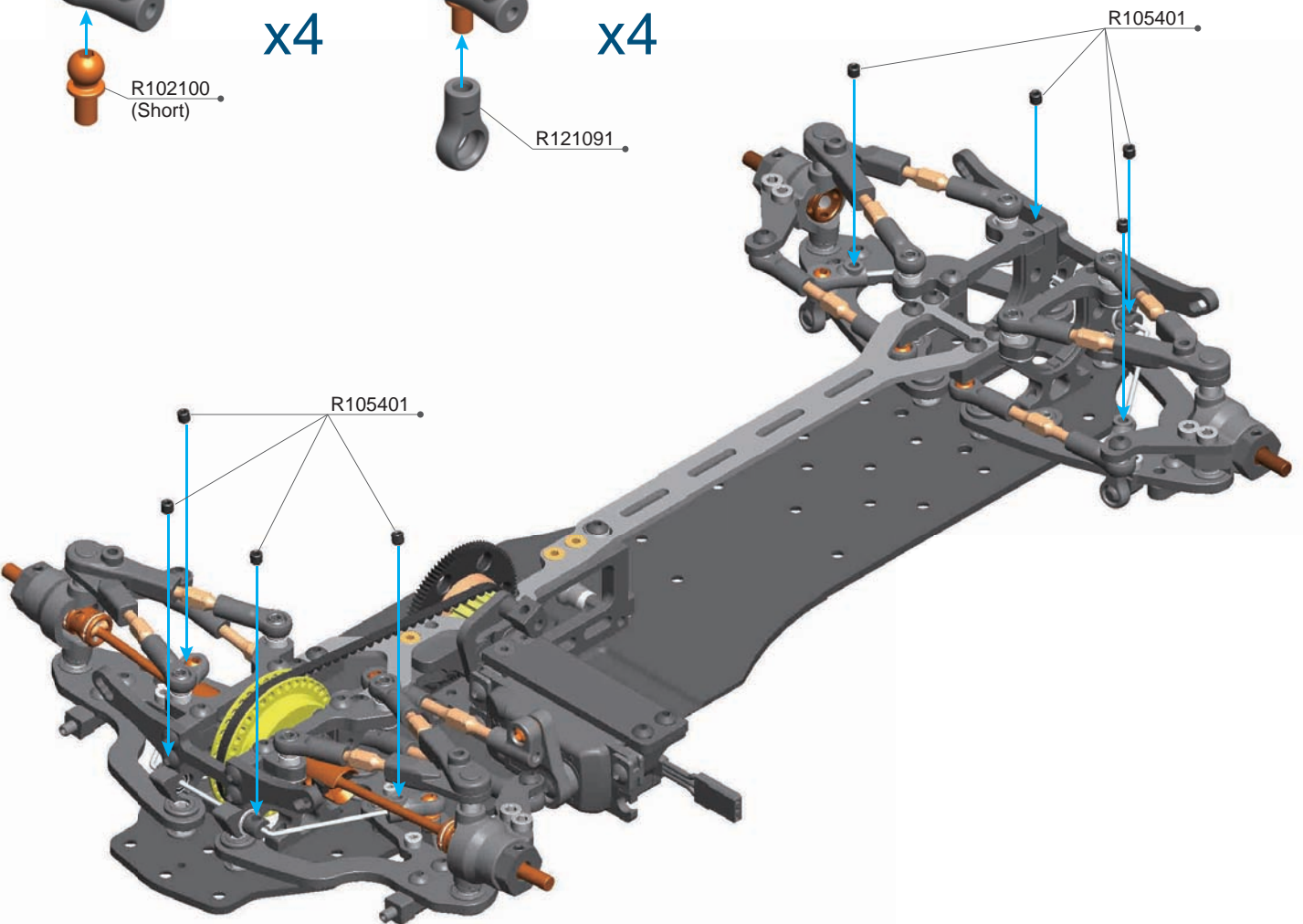
1:1 Scale



x4



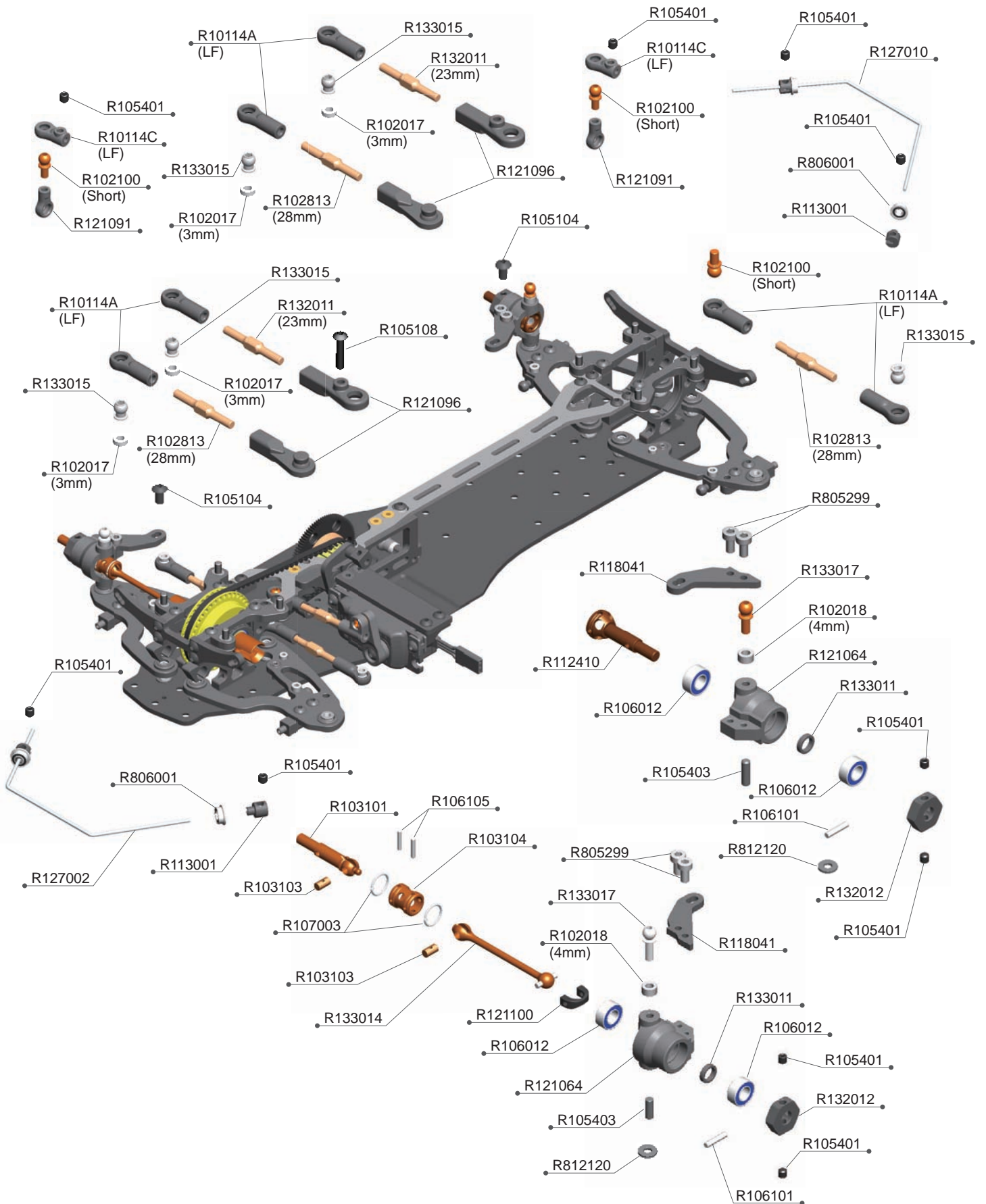
x4



R10114C Anti Roll Bar Joint 4pcs (LF)  
R102100 Alu 4.9mm Ball End Short(4pcs)  
R105401 3x3mm Set Screw (10)  
R113001 Anti-Roll Bar Holder (2)

R121091 Ball End 4.9mm Ex-Short (4)  
R127002 R12 Front Anti-Roll Bar 1.3mm  
R127010 R12 Rear Anti-Roll Bar 1.3mm  
R806001 3x6x2.5 Flange Ball Bearing (2)



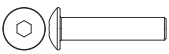










## A10MF-24 BAG 04 PARTS EXPLODED VIEW



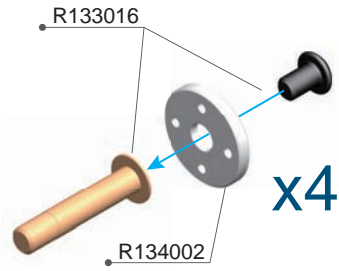
## A10MF-24 BAG 04 PARTS LIST

|         |   |         |                                 |
|---------|---|---------|---------------------------------|
| R10114A | Ball Joint 4.9mm Open 6pcs (LF)         | R113001 | Anti-Roll Bar Holder (2)        |
| R10114C | Anti Roll Bar Joint 4pcs (LF)           | R118041 | R11 Steering Plate-Std (2)      |
| R102017 | 3X5.5X3mm Alu Shims(4pcs)               | R121064 | R12 Steering Block-Hard         |
| R102018 | 3x5.5x4mm Alu Shims(4pcs)               | R121091 | Ball End 4.9mm Ex-Short (4)     |
| R102100 | Alu 4.9mm Ball End Short(4pcs)          | R121096 | Upper A-Arm V3 (2)              |
| R102813 | Turnbuckle 3x28mm ALU-7075 (2pcs)       | R121100 | C Cap V2 (16pcs)                |
| R103101 | D.J CVD Wheel Shaft (1pcs)              | R127002 | R12 Front Anti-Roll Bar 1.3mm   |
| R103103 | D.J CVD Insert(2pcs)                    | R127010 | R12 Rear Anti-Roll Bar 1.3mm    |
| R103104 | D.J CVD Joint (1pcs)                    | R132011 | Turnbuckle 3x23mm Alu-7075 (2)  |
| R105104 | 3x6 Round Screw (10)                    | R132012 | Zero Play Hex Hub (-0.75mm) (2) |
| R105108 | 3x14 Round Screw (10)                   | R133011 | 5x7x1.7 Steel Ring (2)          |
| R105401 | 3x3mm Set Screw (10)                    | R133014 | D.J CVD Shaft 42.5mm (2)        |
| R105403 | 3x8mm Set Screw (10)                    | R133015 | Ball Head 4.9mm +0.5 (4)        |
| R106012 | Low Friction Ball Bearing 5x10x4 (4pcs) | R133017 | Titanium 4.85mm Ball End (2)    |
| R106101 | 2x9.8mm Pin (10pcs)                     | R139001 | D.J CVD Set 42.5mm (2)          |
| R106105 | 1.5x8mm Pin (10pcs)                     | R805299 | 2.5x6mm Cap Screw (10)          |
| R107003 | D.J CVD G-Clip(8pcs)                    | R806001 | 3x6x2.5 Flange Ball Bearing (2) |
| R112410 | Wheel Axle -Alu (2)                     | R812120 | 3x7x1mm Alu Shims (8)           |

### 1:1 SCALE

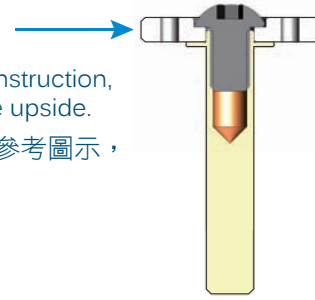
|   |                                   |   |  |
|---|-----------------------------------|---|--|
|  | R105104<br>3x6 Round Screw (10)   |  | R102017<br>3x5.5x3mm Alu Shims (4)           |
|  | R105108<br>3x14 Round Screw (10)  |  | R102018<br>3x5.5x4mm Alu Shims (4)           |
|  | R105401<br>3x3mm Set Screw (10)   |  | R133011<br>5x7x1.7mm Shims (2)               |
|  | R105403<br>3x8mm Set Screw (10)   |  | R812120<br>3x7x1mm Alu Shims (8)             |
|  | R106101<br>Ø2x9.8 Pin (10)        |  | R106012<br>Low Friction Ball Bearing 5x10x4  |
|  | R106105<br>Ø1.5x8 Pin (10)        |  | R806001<br>3x6x2.5mm Flange Ball Bearing (2) |
|  | R805299<br>2.5x6mm Cap Screw (10) |   |  |



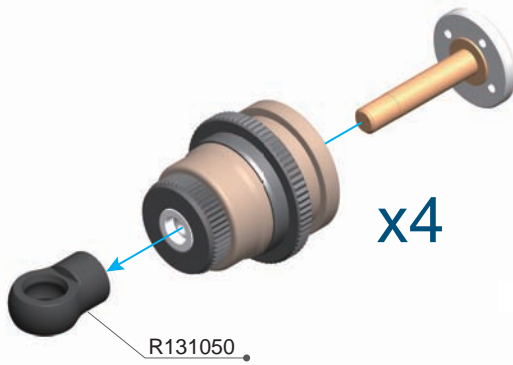
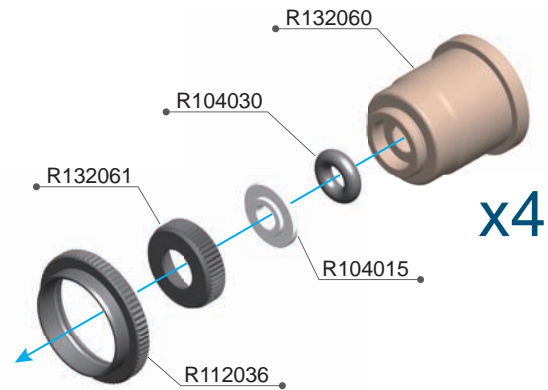
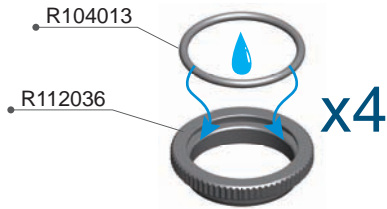


### NOTICE

The shock piston as instruction, the sink area is on the upside.  
避震器活塞的方向請參考圖示，內凹的平面向上。



Apply shock oil before assembly  
請塗抹少許的避震油於O型環上

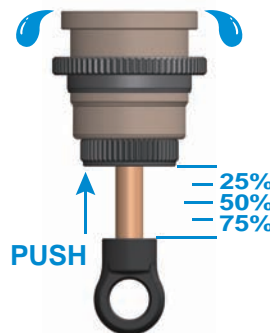
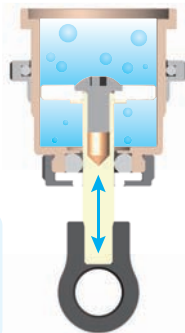


### Silicone Oil #350

Fill the shock oil to the top of the shock body  
將矽油填滿整個桶身。



Move the shaft up and down to let the air escape from the oil  
上下移動活塞來將空氣排出。

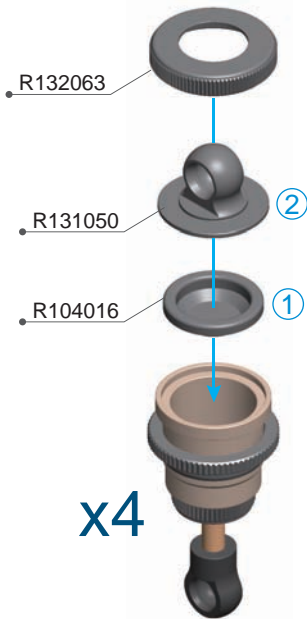


To adjust the rebound amount of the shock, push the shock shaft in to the required level to remove excess oil during assembly.

將活塞回推到設定的回彈位置後，再將氣室放入並將多餘的油排除。

- R104013 O'ring 13x1 (2pcs)
- R104015 Shock Shaft Shim Big Bore (4pcs)
- R104030 O'ring 3x2 (Soft)(4pcs)
- R112036 Shock Adj Nut-Ultra Short (2)
- R131050 X-Low Shock Ball End Set

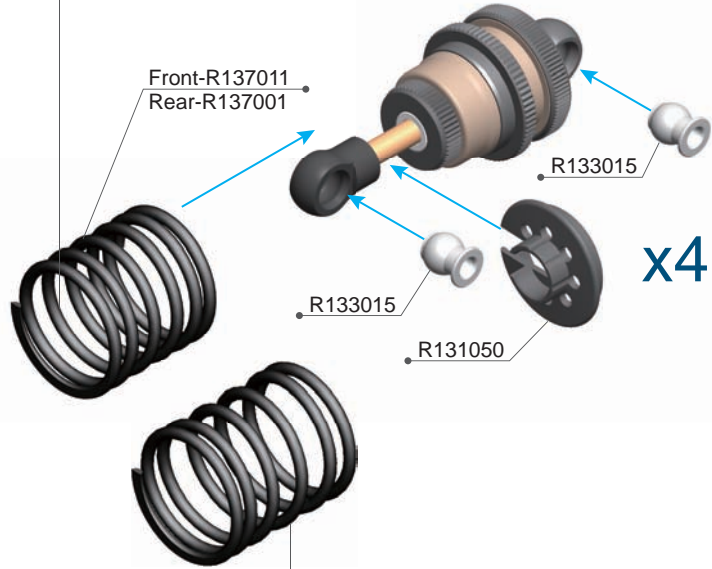
- R132060 X-Low Shock Body (2)
- R132061 X-Low Shock Low Cap (2)
- R133016 X-Low Shock Shaft (2)
- R134002 X-Low Shock Piston 1.1mm x4 (2)



### NOTICE

The kit spring using X-Low spring 17mm  
 Front spring R137011 X-Low Spring C2.5-C2.8 17mm (Red) (2)  
 Rear Spring R137001 X-Low Spring C2.5 17mm (Blue) (2)

套件內所附的彈簧為X-Low 避震器專用的長度17mm 彈簧  
 前彈簧為R137010 C2.4-C2.7 白色  
 後彈簧為R137001 C2.5 藍色



### NOTICE

Drill the hole before assemble the ball head  
 請於安裝球頭前預先鑽孔



Drill the shock cap here to help provide zero rebound and softer dampening (optional setting).

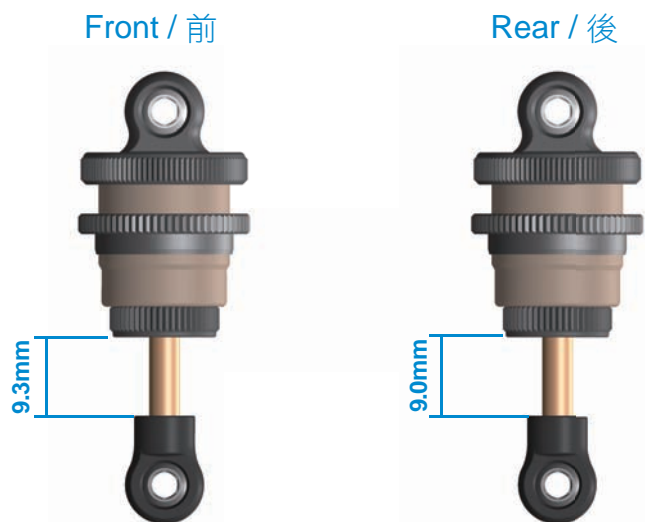
上球頭有預留鑽孔的記號，可選擇是否打通，在鑽孔打通後可減少氣室回彈的力道。

### NOTICE

All ARC 20mm Shock springs can install on the X-Low shock.  
 所有ARC的20mm長度規格的彈簧均可以使用在X-Low 避震器上。

### NOTICE

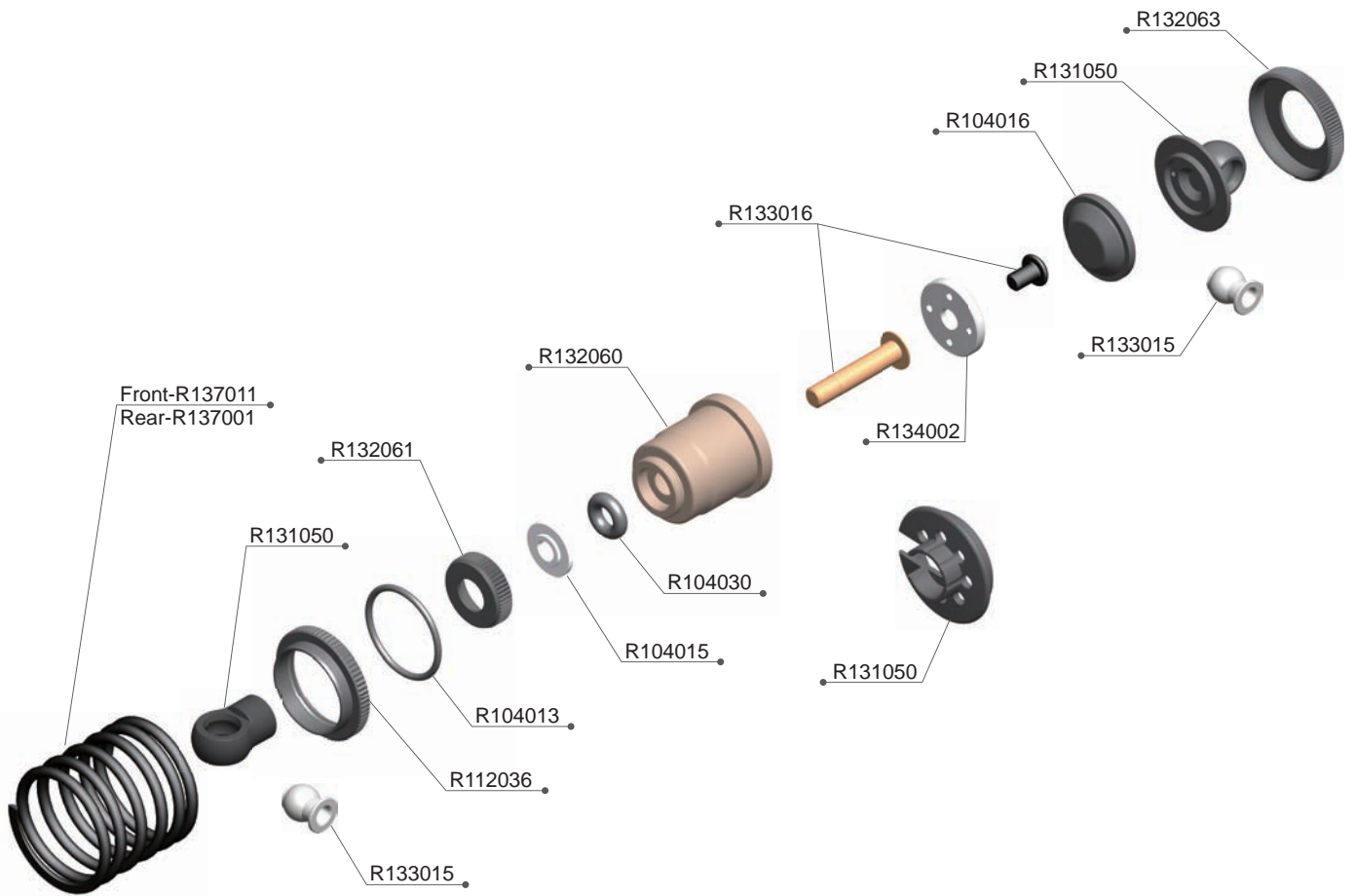
Set the shock initial length as below / 請將避震器的起始長度如圖示設置



R104016 Shock Membrane Big Bore (4pcs)  
 R131050 X-Low Shock Ball End Set  
 R132063 X-Low Shock Cap (2)

R133015 Ball Head 4.9mm +0.5 (4)  
 R137001 X-Low Spring C2.5 17mm (Blue) (2)  
 R137011 X-Low Spring C2.5-C2.8 17mm (Red) (2)

## A10MF-24 BAG 05 PARTS EXPLODED VIEW



## A10MF-24 BAG 05 PARTS LIST

|         |                                  |         |                                       |
|---------|----------------------------------|---------|---------------------------------------|
| R104013 | O'ring 13x1 (2pcs)               | R132063 | X-Low Shock Cap (2)                   |
| R104015 | Shock Shaft Shim Big Bore (4pcs) | R133015 | Ball Head 4.9mm +0.5 (4)              |
| R104016 | Shock Membrane Big Bore (4pcs)   | R133016 | X-Low Shock Shaft (2)                 |
| R104030 | O'ring 3x2 (Soft)(4pcs)          | R134002 | X-Low Shock Piston 1.1mm x4 (2)       |
| R112036 | Shock Adj Nut-Ultra Short (2)    | R137001 | X-Low Spring C2.5 17mm (Blue) (2)     |
| R131050 | X-Low Shock Ball End Set         | R137011 | X-Low Spring C2.5-C2.8 17mm (Red) (2) |
| R132060 | X-Low Shock Body (2)             | R139010 | X-Low Shock Set                       |
| R132061 | X-Low Shock Low Cap (2)          |         |                                       |



R105204  
3x8mm Flat Screw (10)

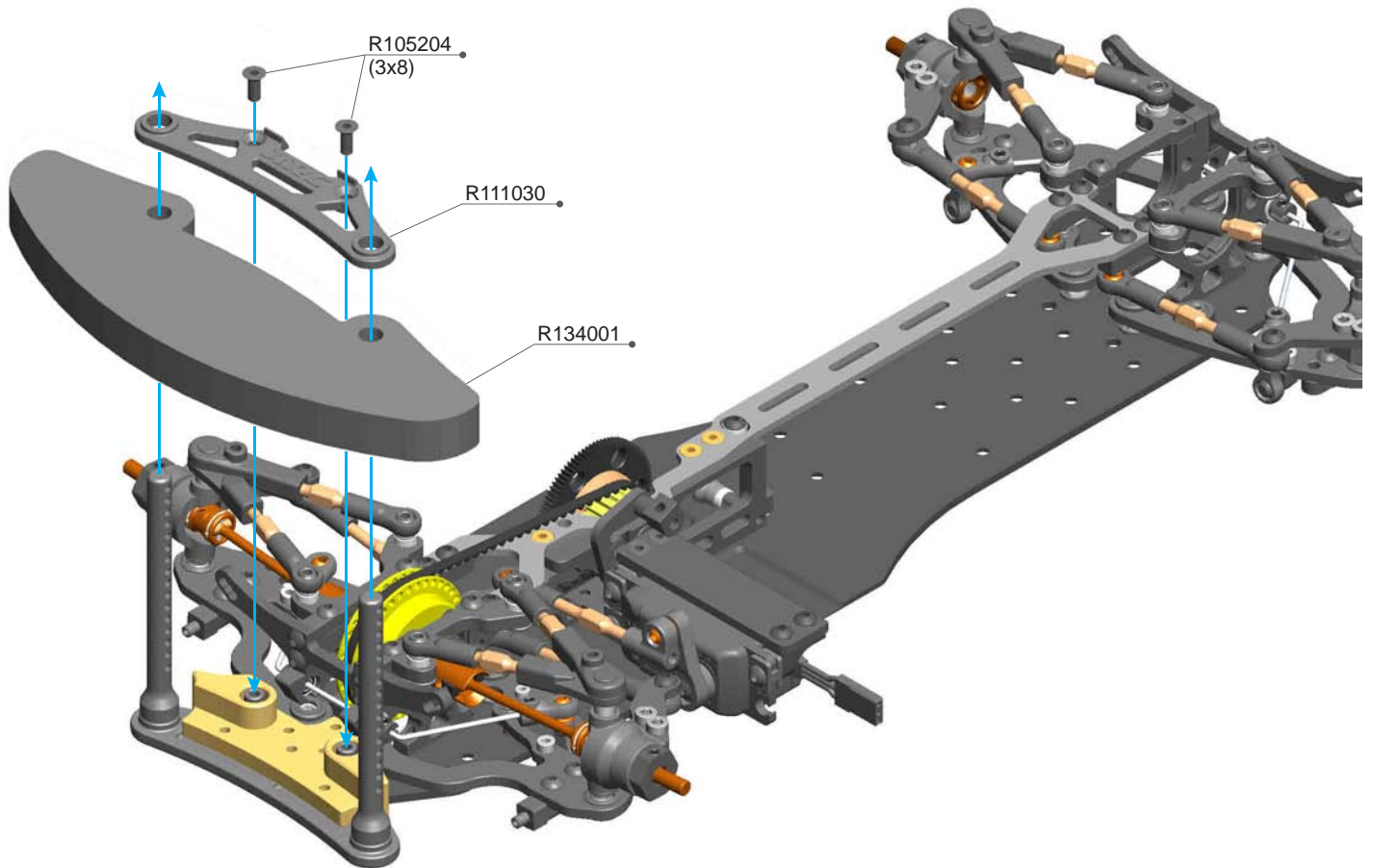
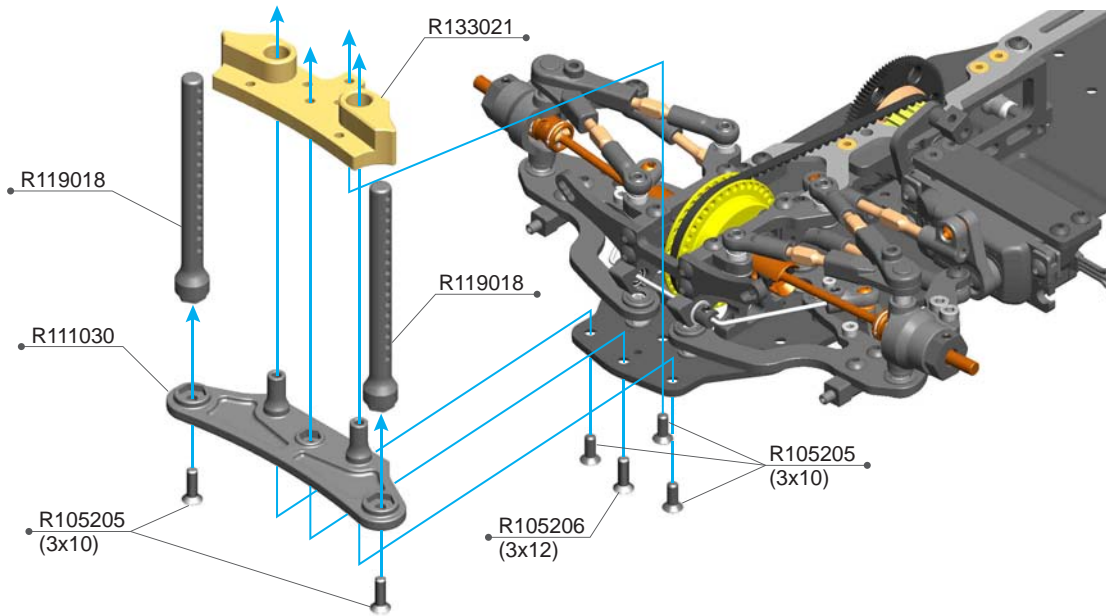


R105205  
3x10mm Flat Screw (10)



R105206  
3x12mm Flat Screw (10)

1:1 Scale



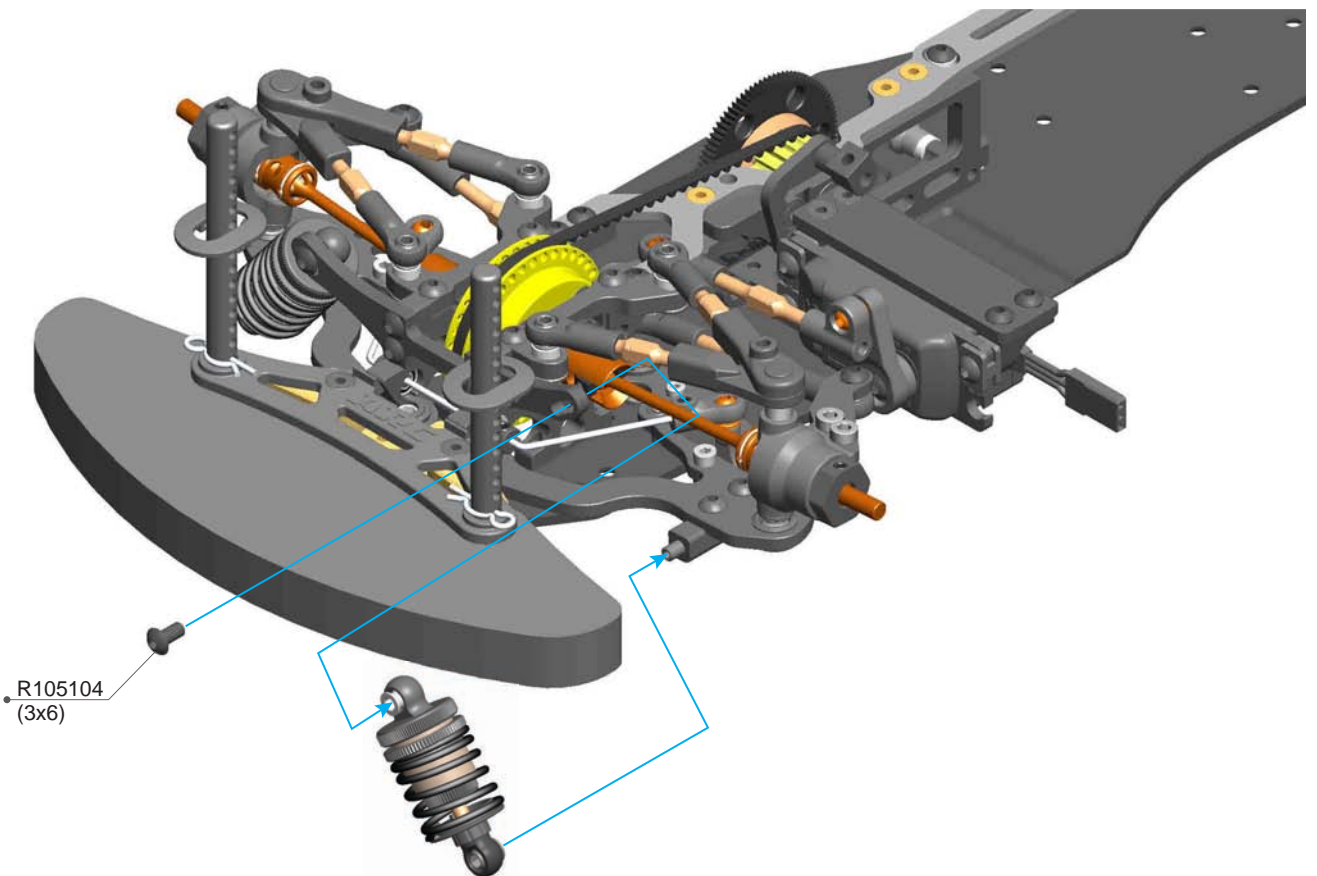
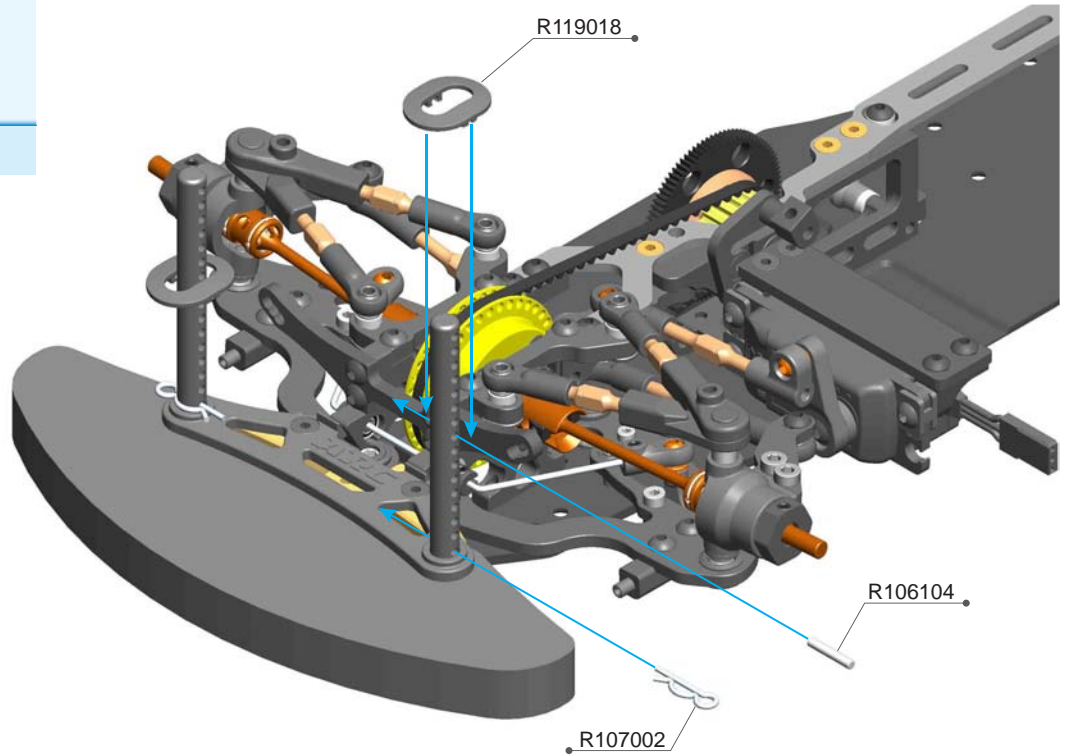
R105204 3x8mm Flat Screw (10)  
 R105205 3x10mm Flat Screw (10)  
 R105206 3x12mm Flat Screw (10)  
 R111030 R11 2019 Bumper Set

R119018 R11 Body Mount Set  
 R133021 A10MF Front Weight 60g  
 R134001 A10MF Bumper

 R105104  
3x6 Round Screw (10)

 R106104  
2x11.8mm Pin (10)

1:1 Scale



R105104 3x6 Round Screw (10)  
R106104 2x11.8mm Pin (10pcs)

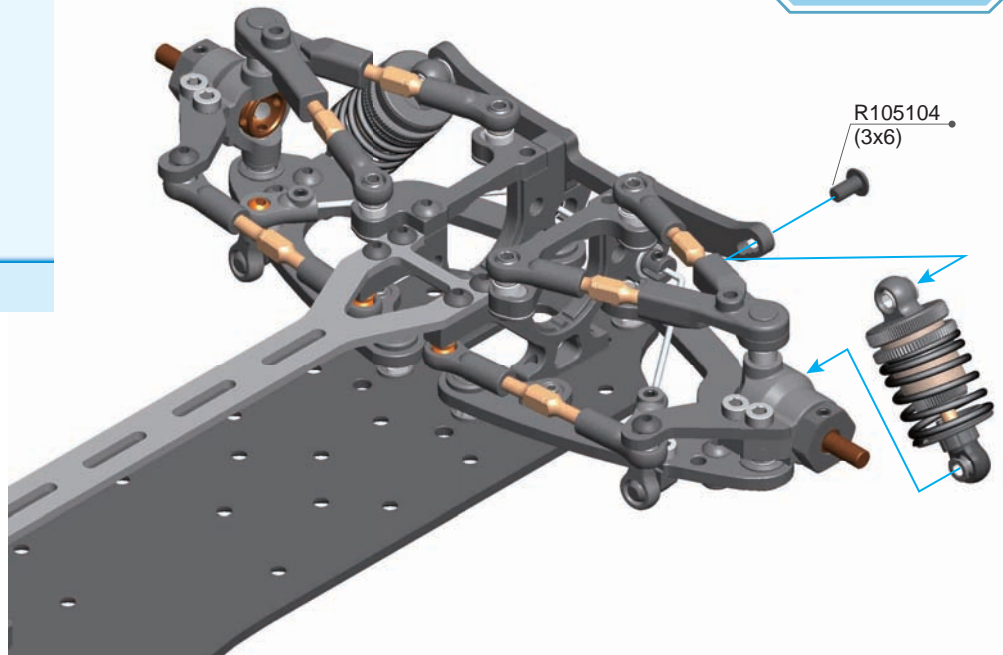
R107002 R-Clip(8pcs)  
R119018 R11 Body Mount Set

 R105104  
3x6 Round Screw (10)

 R105106  
3x10 Round Screw (10)

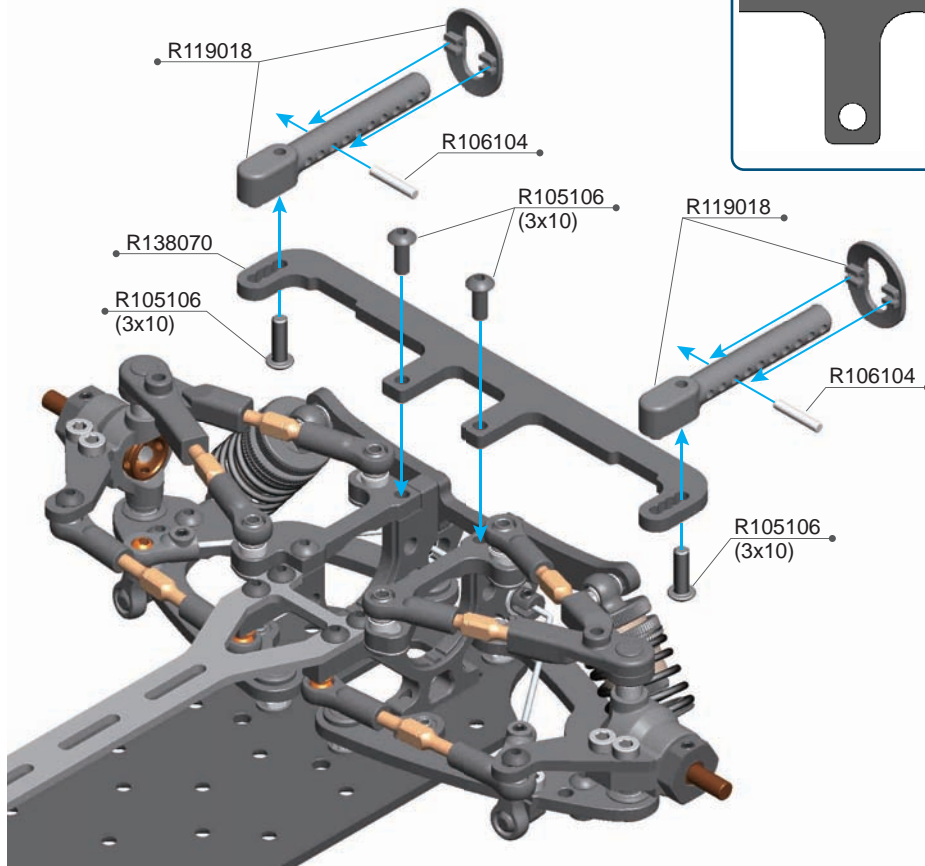
 R106104  
Ø2x11.8 Pin (10)

1:1 Scale




### NOTICE

Recommend initial hole for R119018 front body tower.  
當使用R119018 前車殼柱時請使用此預設的孔位。




### Option Parts (Not Included) / 改装品 (未附於套件內)

R119018 R11 Body Mount Set



R105104 3x6 Round Screw (10)  
R105106 3x10 Round Screw (10)  
R106104 2x11.8mm Pin (10pcs)

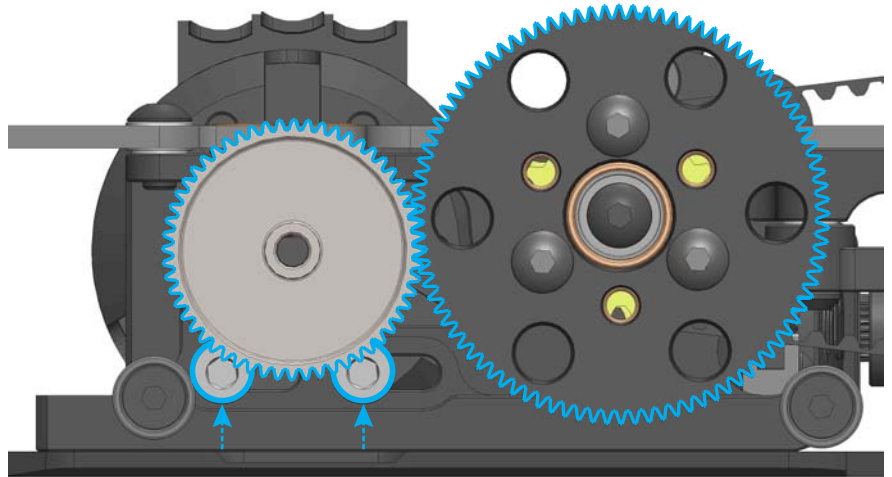
R119018 R11 Body Mount Set  
R138070 A10-23 Rear Body Tower Plate

 R105300  
3x6mm Cap Screw (10)

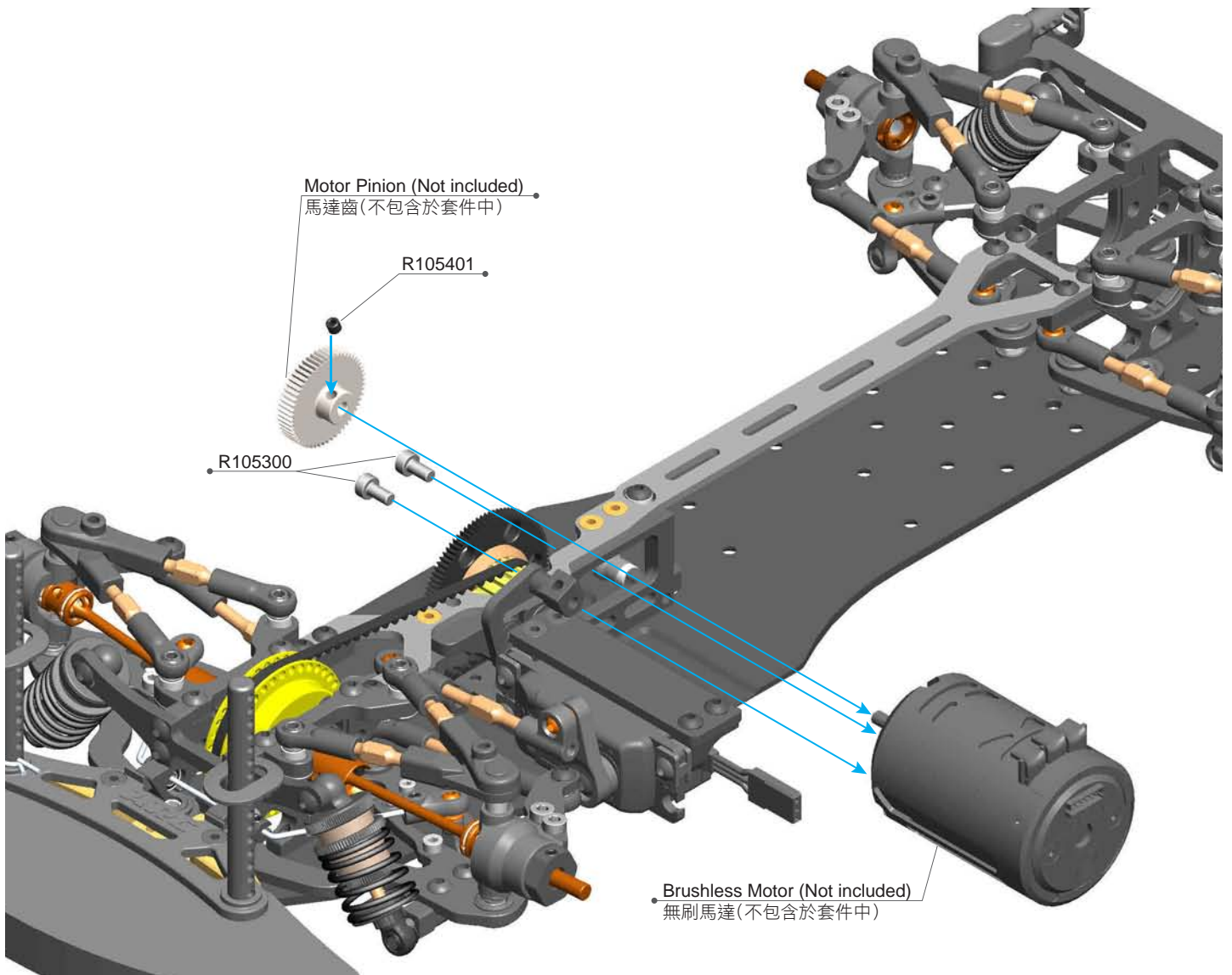
 R105401  
3x3mm Set Screw (10)

1:1 Scale

### NOTICE



Adjust gear mesh from here / 請由此處來調整齒隙



R105300 3x6mm Cap Screw (10)

R105401 3x3mm Set Screw (10)

## SHORTY LIPO BATTERY HOLDER / 短電池電池架



R102015  
3x5.5x2mm Alu Shims (8)



R121015  
Plastic Shims (1/2/3MM)



R105105  
3x8 Round Screw (10)

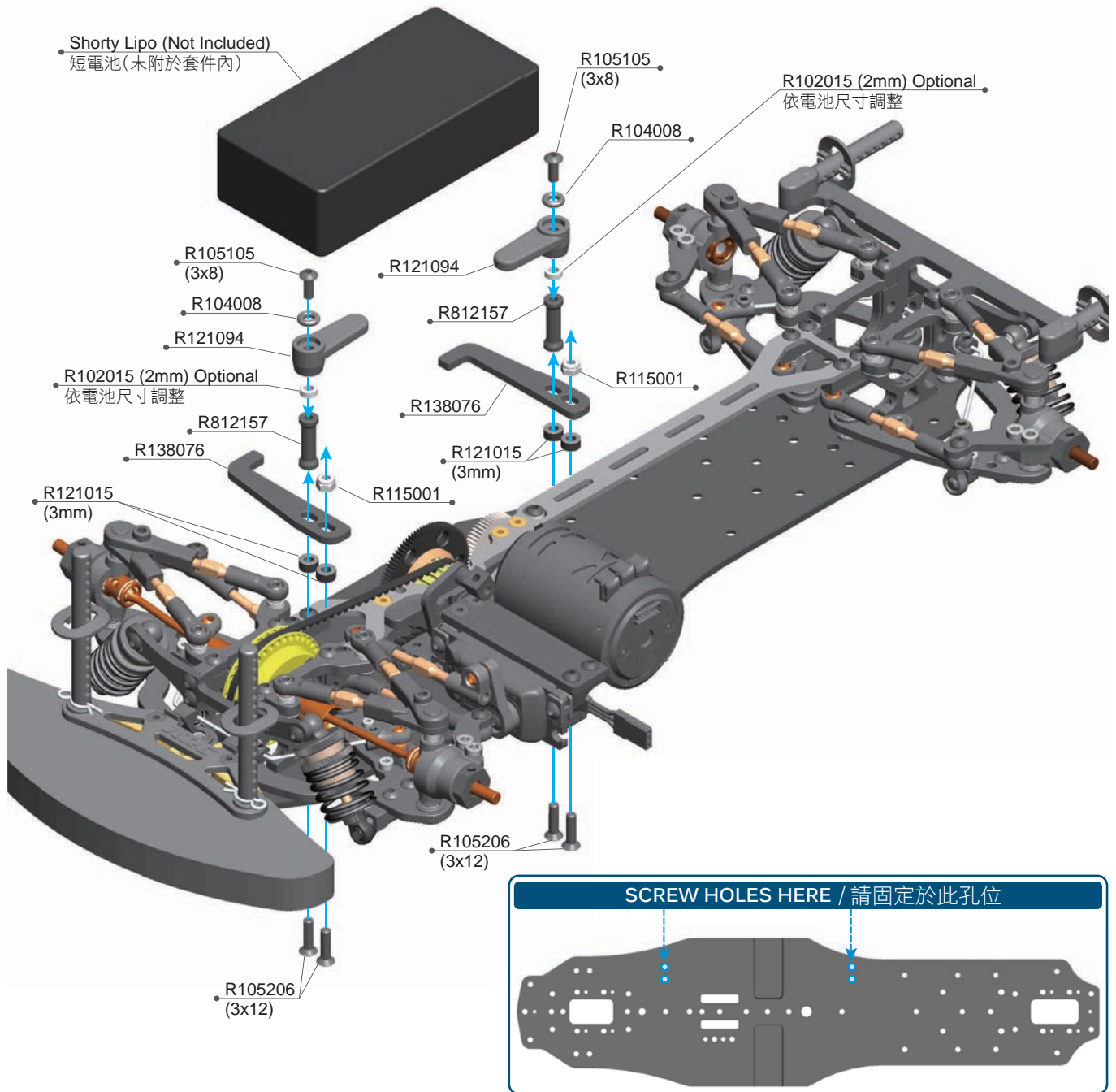


R105206  
3x12mm Flat Screw (10)



R115001  
3mm Nylon Nut-Black Alu (4)

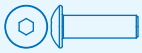
1:1 Scale



R104008 O'ring 3x2(Hard)(4pcs)  
R105105 3x8 Round Screw (10)  
R105206 3x12mm Flat Screw (10)  
R115001 3mm Nylon Nut-Black Alu (4)

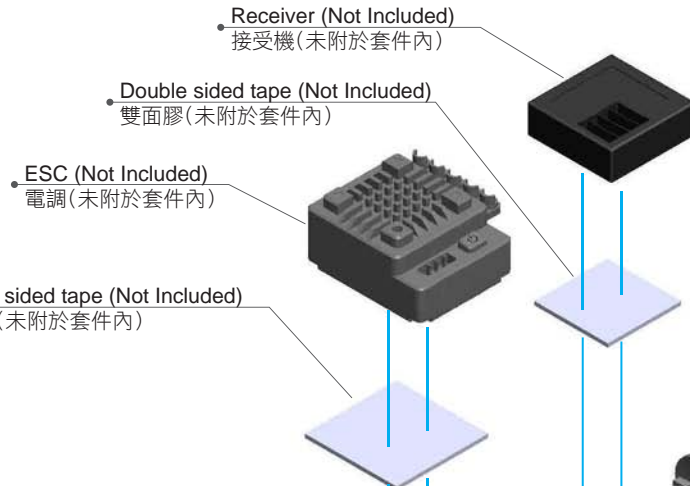
R121015 R12 Plastic Shims (1/2/3mm)  
R121094 Battery Holder (2)  
R138076 A10MF-24 Battery Holder  
R812157 Aluminum Tower (2)





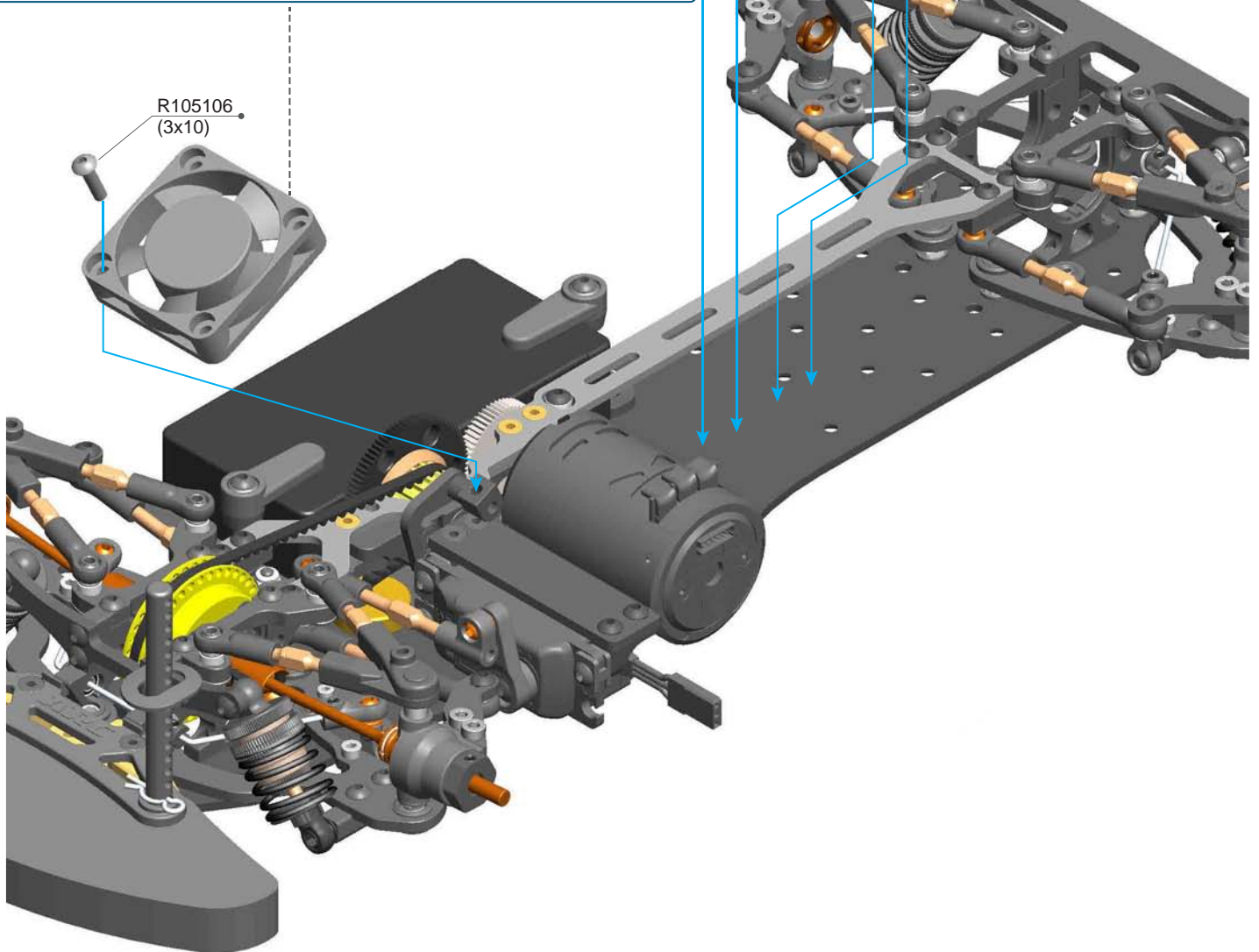
R105106  
3x10 Round Screw (10)

1:1 Scale



**Option Parts (Not Included) / 改裝品 (未附於套件內)**

TiTAN 21002 H.V Motor cooling Fan / 強力風扇可以用來冷卻馬達

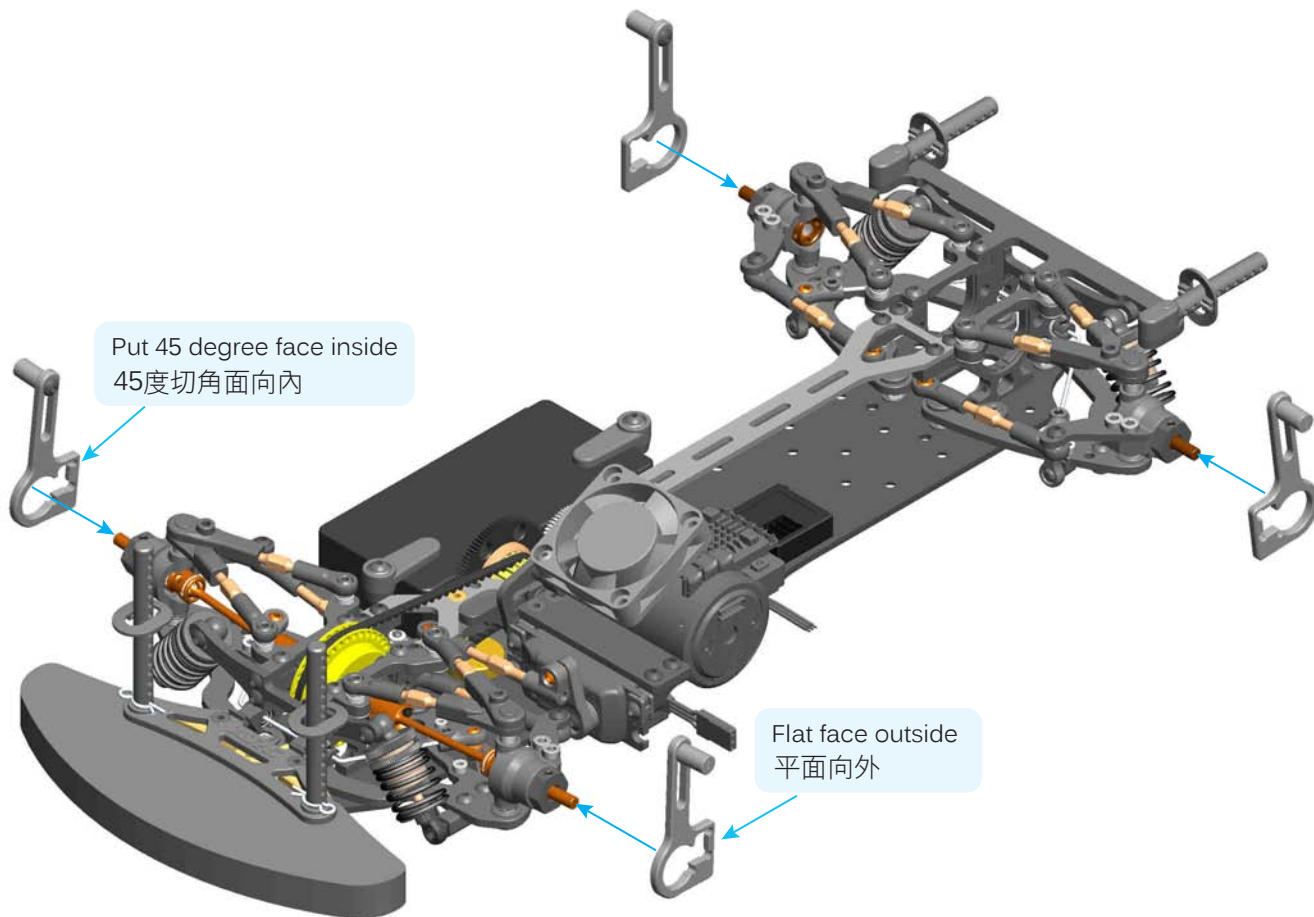


## NOTICE

### R139004 ARC Caster Gauge V2 Upper

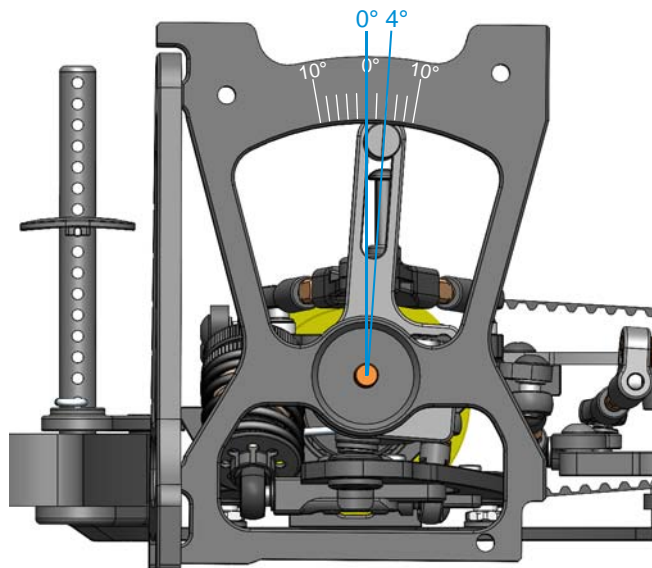
New Caster Gauge V2 for ARC R12.1 and A10, The V2 is designed to fit the steering plate move to the upper side of the steering block. the longer slot for the alignment mark can fit more different setup stations in the market.

當A10設定後傾角需使用R139004 傾角量具，此量具有分左右二邊請依下圖示分別裝上正確的位置以方便量測後傾角。



To adjust the caster angle a setup station is a necessary tool, most setup station have the caster angle gauge, and the initial setup of the front caster angle is -4 degrees.

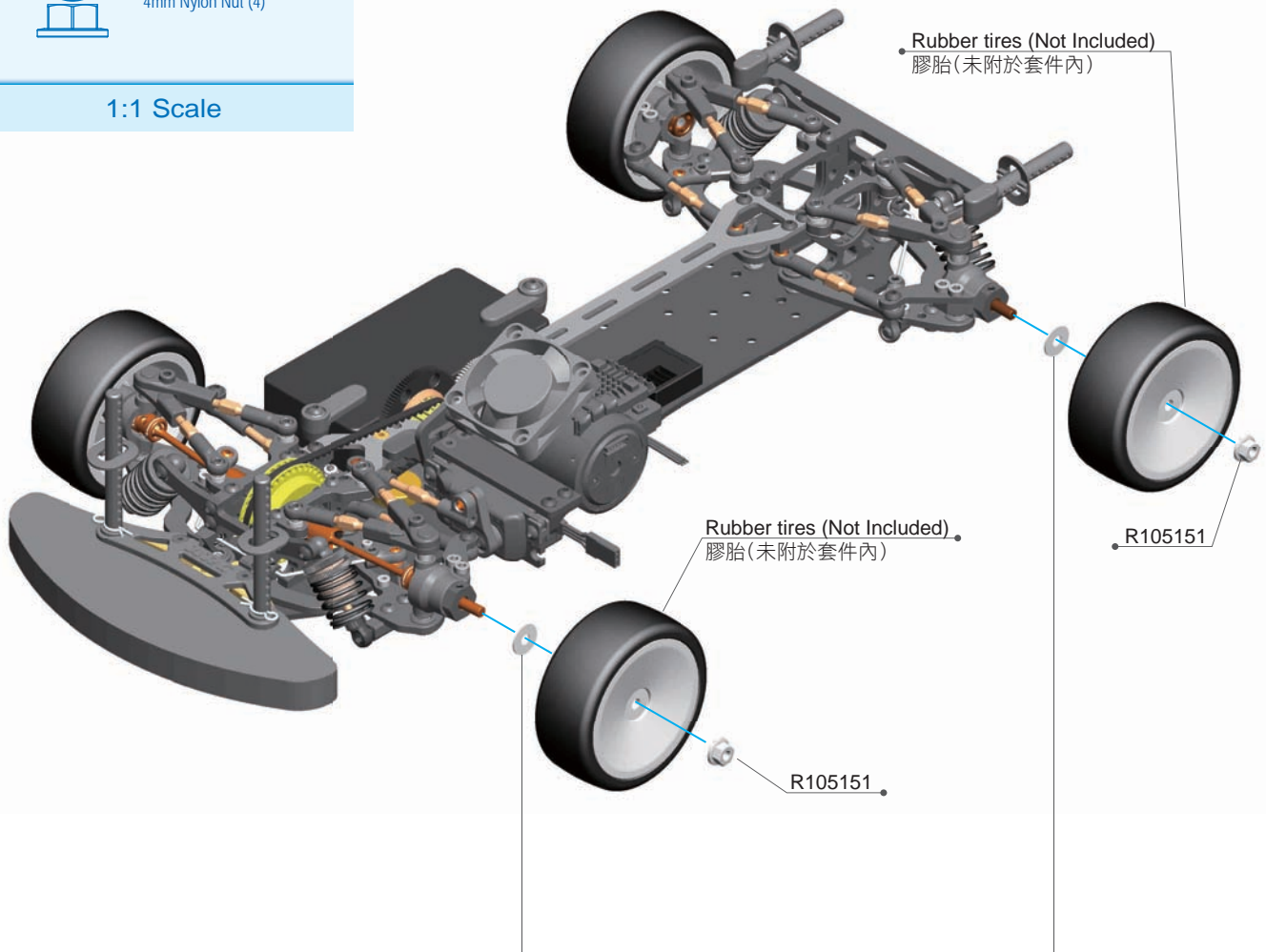
調整後傾角時，調車架是必需的工具，在多數的調車架上有標示後傾角的度數預設的前輪後傾角是-4度。





R105151  
4mm Nylon Nut (4)

1:1 Scale



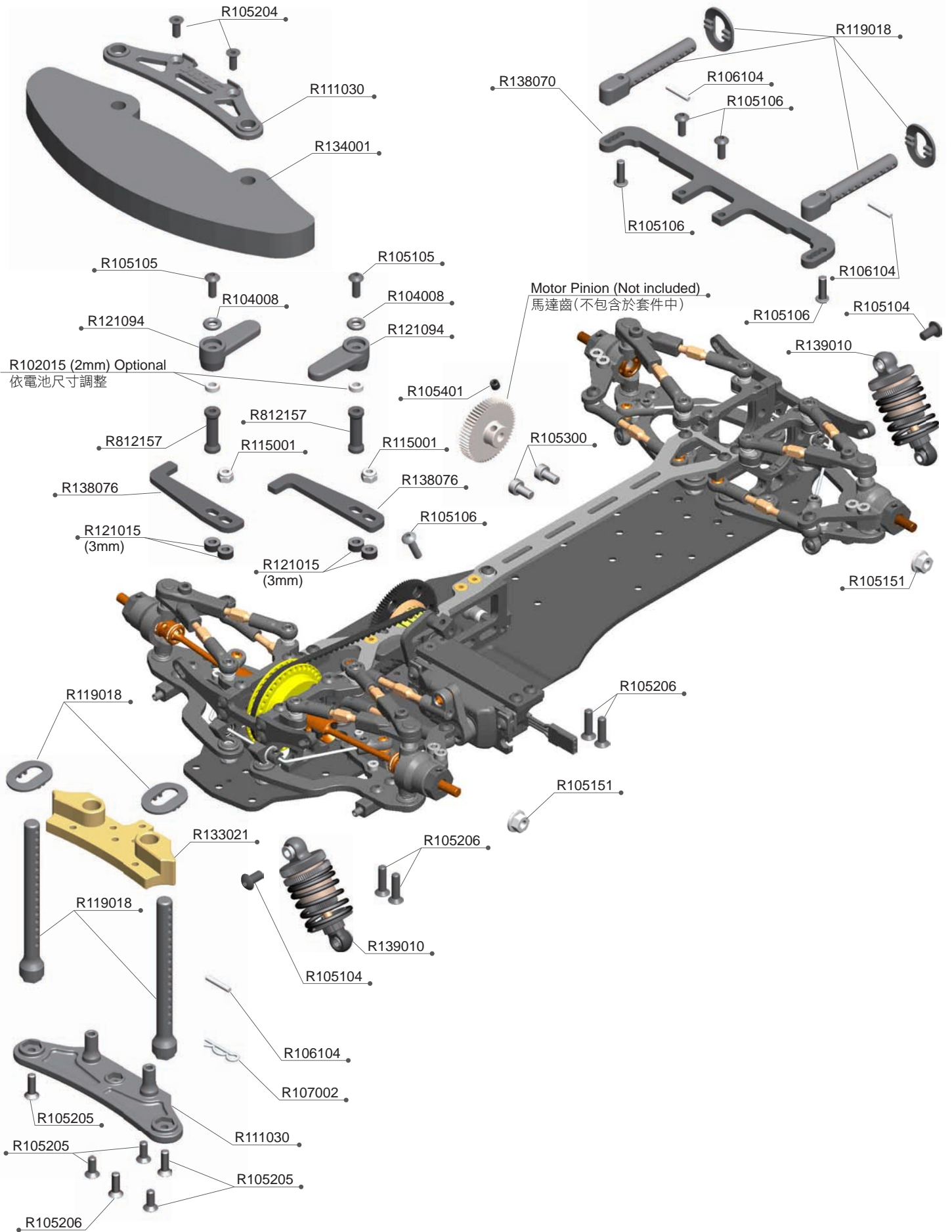
**Option Parts (Not Included) / 改裝品(未附於套件中)**

R103028 4x11x0.25mm Shims (8)

R103029 4x11x0.5mm Shims (8)

The track width can be increased by adding R103028 (0.25mm) and R103029 (0.5mm).  
車寬可以使用R103028 0.25mm與R103029 0.5mm墊片來增加車寬。



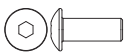

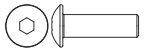

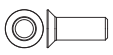

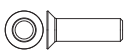

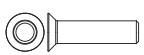

## A10MF-24 BAG 06 PARTS EXPLODED VIEW



## A10MF-24 BAG 06 PARTS LIST

|         |                        |         |                              |
|---------|------------------------|---------|------------------------------|
| R104008 | O'ring 3x2(Hard)(4pcs) | R111030 | R11 2019 Bumper Set          |
| R105104 | 3x6 Round Screw (10)   | R115001 | 3mm Nylon Nut-Black Alu (4)  |
| R105105 | 3x8 Round Screw (10)   | R119018 | R11 Body Mount Set           |
| R105106 | 3x10 Round Screw (10)  | R121015 | R12 Plastic Shims (1/2/3mm)  |
| R105151 | 4mm Nylon Nut (4)      | R121094 | Battery Holder (2)           |
| R105204 | 3x8mm Flat Screw (10)  | R133021 | A10MF Front Weight 60g       |
| R105205 | 3x10mm Flat Screw (10) | R134001 | A10MF Bumper                 |
| R105206 | 3x12mm Flat Screw (10) | R138070 | A10-23 Rear Body Tower Plate |
| R105300 | 3x6mm Cap Screw (10)   | R138076 | A10MF-24 Battery Holder      |
| R105401 | 3x3mm Set Screw (10)   | R139004 | ARC Caster Gauge V2 Upper    |
| R106104 | 2x11.8mm Pin (10pcs)   | R139010 | X-Low Shock Set              |
| R107002 | R-Clip(8pcs)           | R812157 | Aluminum Tower (2)           |

## 1:1 SCALE

|   |                                   |  |  |
|---|-----------------------------------|--|--|
|  | R105104<br>3x6 Round Screw (10)   |   | R105401<br>3x3mm Set Screw (10)        |
|  | R105105<br>3x8 Round Screw (10)   |  | R106104<br>Ø2x11.8 Pin (10)            |
|  | R105106<br>3x10 Round Screw (10)  |   | R105151<br>4mm Nylon Nut (4)           |
|  | R105204<br>3x8mm Flat Screw (10)  |   | R115001<br>3mm Nylon Nut-Black Alu (4) |
|  | R105205<br>3x10mm Flat Screw (10) |   | R121015<br>Plastic Shims (2MM)         |
|  | R105206<br>3x12mm Flat Screw (10) |  |  |
|  | R105300<br>3x6mm Cap Screw (10)   |  |  |