

# YZF2

## SETTING SHEET Ver.01

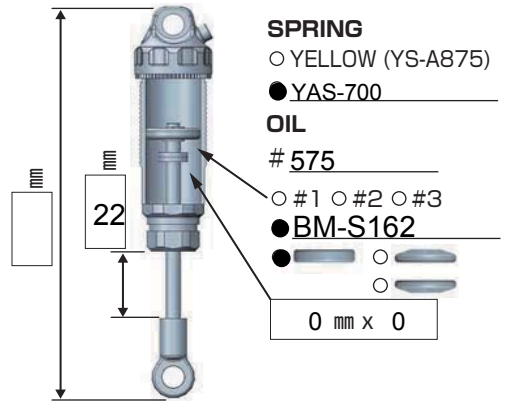
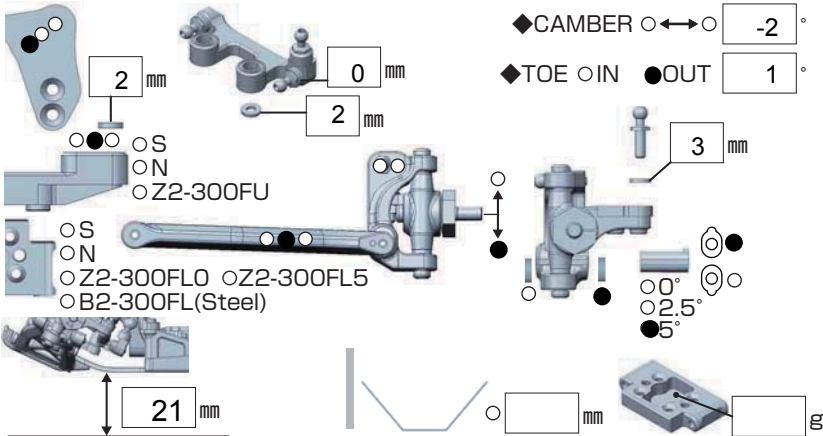
CIRCUIT German Nationals at RCSF Singen

- INDOOR  OUTDOOR
- WET  DRY  DUSTY  OTHER
- LOW TRACTION  MED TRACTION  HIGH TRACTION
- SMOOTH  BUMPY  BLUE GROOVE  ASTROTURF
- CARPET  WOOD

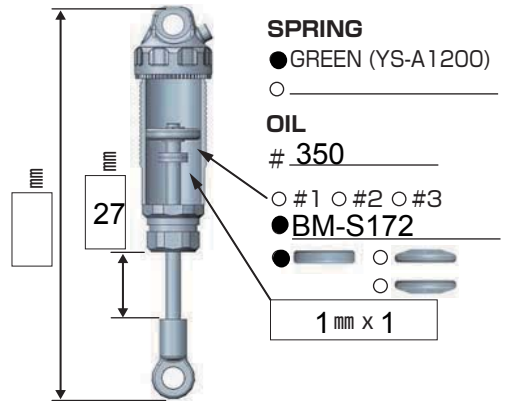
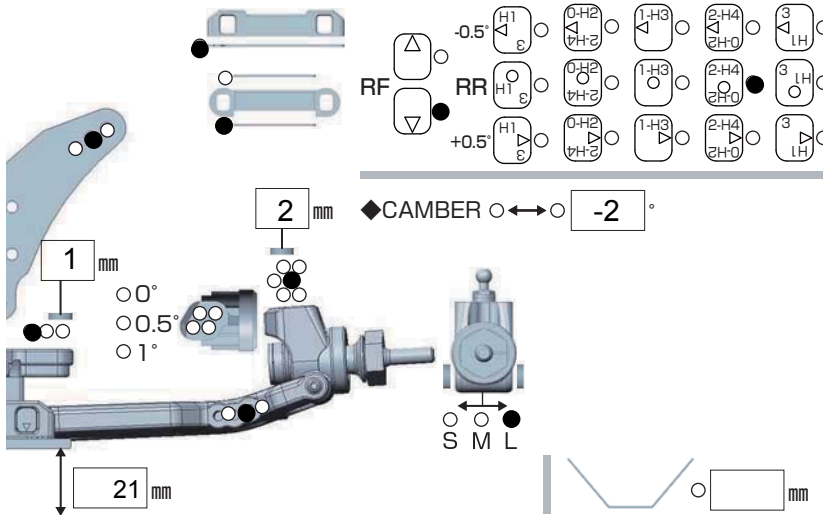
DRIVER Swen Lauber

DATE 06/ 09 / 15


FRONT



REAR

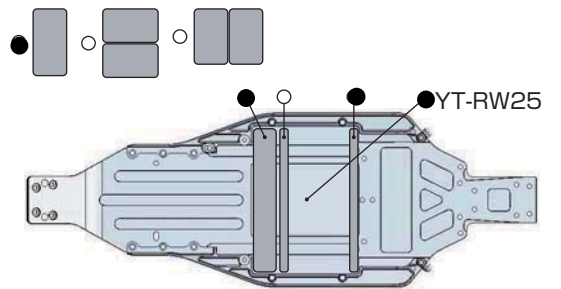


DRIVE



- Bonded  
 Sintered mm
- MOTOR  $\rightarrow$  GM Race 6.5T  
 GEAR  $\rightarrow$  Spur 80T / Pinion 23 T : 2.6  
 BATTERY  $\rightarrow$  GM V-MAXX 70C 4500  
 ESC  Racing Performer X Series  
 GM Genius Pro 120R + T V2

Battery placement

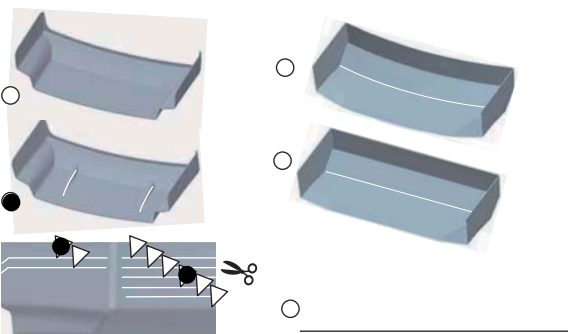


TIRE

- FRONT**  
 TIRE  $\rightarrow$  Schumacher Cut Stagger "Low Profile"  
 INSERTS  $\rightarrow$   
 WHEELS  $\rightarrow$  Yokomo

- REAR**  
 TIRE  $\rightarrow$  Schumacher Mini Pin 2  
 INSERTS  $\rightarrow$  ProLine Closed Cell V2  
 WHEELS  $\rightarrow$  Yokomo

OTHER



COMMENT

B4-008R rear arm  
 B-MAX2 drive shaft (B2-010R)  
 25gr. front of servo  
 use front wing