

# YZF2 SETTING SHEET P040v1

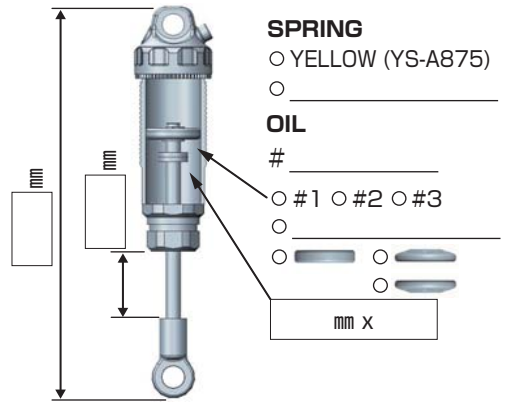
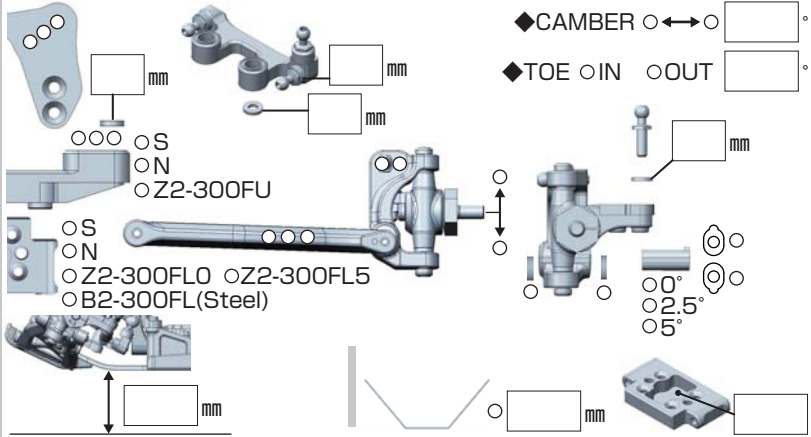
## CIRCUIT

- INDOOR  OUTDOOR
- WET  DRY  DUSTY  OTHER
- LOW TRACTION  MED TRACTION  HIGH TRACTION
- SMOOTH  BUMPY  BLUE GROOVE  ASTROTURF
- CARPET  WOOD

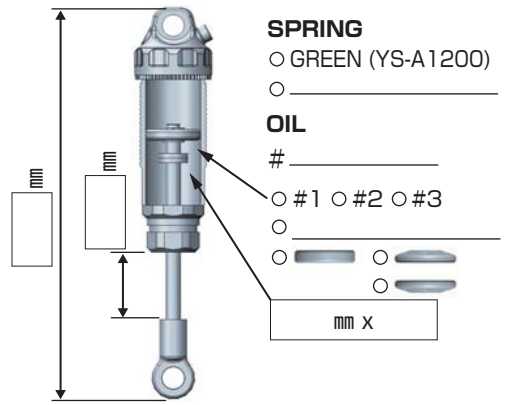
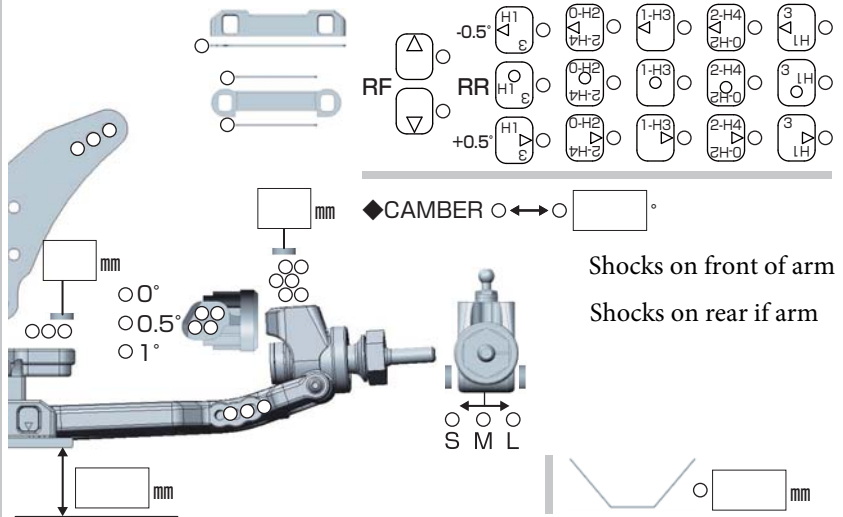
DRIVER \_\_\_\_\_

DATE \_\_\_\_ / \_\_\_\_ / \_\_\_\_

## FRONT



## REAR

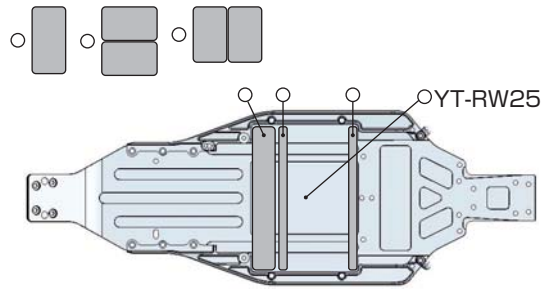


## DRIVE



- MOTOR  Bonded  Sintered \_\_\_\_\_ mm
- GEAR  Spur  T / Pinion T : 2.6
- BATTERY \_\_\_\_\_
- ESC  Racing Performer X Series
- \_\_\_\_\_


## Battery placement



## TIRE

- FRONT**
- TIRE  \_\_\_\_\_
- INSERTS  \_\_\_\_\_
- WHEELS  \_\_\_\_\_
- REAR**
- TIRE  \_\_\_\_\_
- INSERTS  \_\_\_\_\_
- WHEELS  \_\_\_\_\_

## OTHER



## COMMENT