

XRAY XB2 DIRT EDITION

INSTRUCTION MANUAL SUPPLEMENTARY SHEET

Use this XB2 Dirt Edition 2017 Supplementary Instruction Sheet along with the standard XB2 Instruction Manual included in the kit.


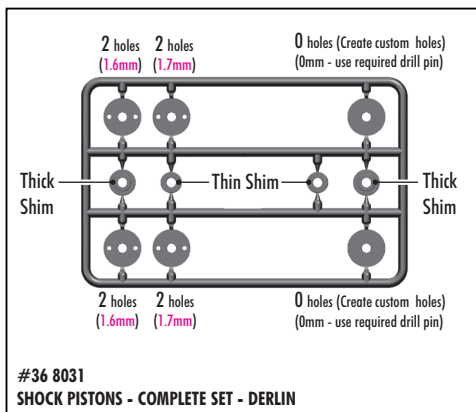
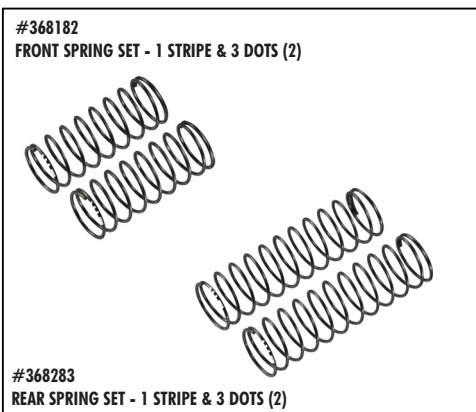

New and Improved Parts

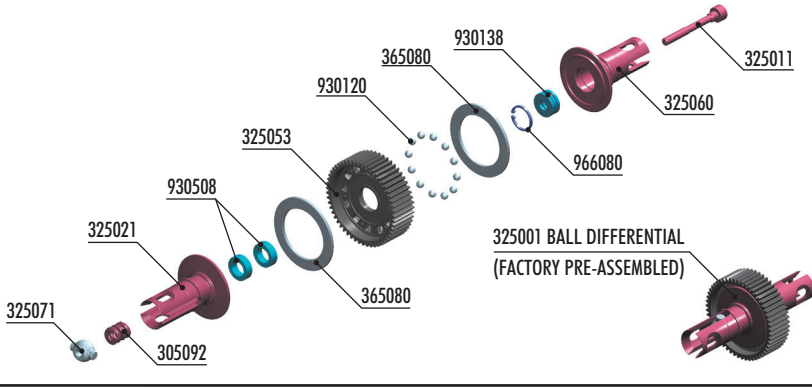
All of these parts are new or updated from the previous versions. Each part features its corresponding part number which can be used to for re-ordering. You can also refer to the complete exploded view with all 2017 updates at: www.teamxray.com/xb2d/2017



Original Instruction manual with all 2017 updates incorporated is available for download at: www.teamxray.com/xb2d/2017

XB2 DIRT EDITION 2017 SPECS





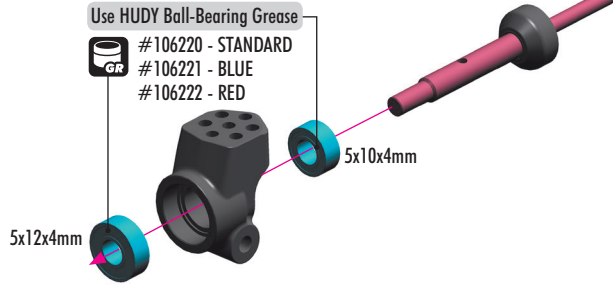
01

BAG


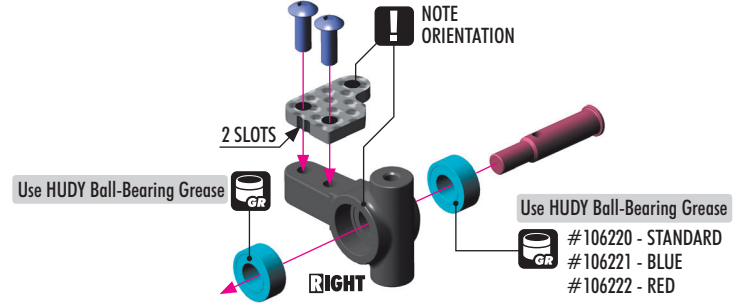
- 30 5092 BALL DIFFERENTIAL SPRING
- 32 5001 BALL ADJUSTABLE DIFFERENTIAL XH - SET - HUDY SPRING STEEL™
- 32 5011 BALL DIFFERENTIAL SHORT OUTPUT SHAFT XH - HUDY SPRING STEEL™
- 32 5021 BALL DIFFERENTIAL LONG OUTPUT SHAFT XH - HUDY SPRING STEEL™
- 32 5053 COMPOSITE BALL DIFFERENTIAL GEAR 53T
- 32 5060 SCREW FOR BALL DIFF ADJUSTMENT - SPRING STEEL™
- 32 5071 ALU BALL DIFFERENTIAL NUT
- 36 5080 DIFF WASHER 17 x 24.5 x 1 (2)
- 93 0120 CARBIDE BALL 2.4MM FOR BALL DIFF (12)
- 93 0138 CARBIDE BALL-BEARING AXIAL F3-8 3x8x3.5 - V2
- 93 0508 BALL-BEARING 5x8x2.5 (2)
- 96 6080 CH-CLIP 8 - GRINDED (2)



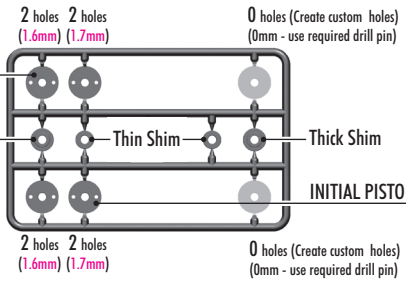
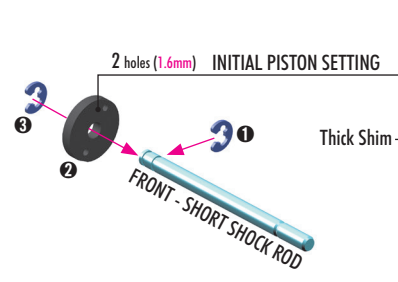
2x L=R



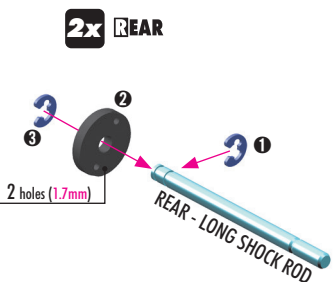
2x L=R



2x FRONT



2x REAR



LEFT MOTOR POSITION ASSEMBLY

Follow these steps to change your motor position to the LEFT side. Use the solidly-colored optional parts shown in the exploded view.

#32 3017 COMPOSITE MID MOTOR GEAR BOX (4 GEARS) - NARROW - SET

