

RACE

TRACK

NAME DATE

LAPS BEST LAP TIME sec

QUALIFYING POSITION FINAL POSITION

TRACK SIZE OPEN MEDIUM TIGHT

TRACK TRACTION HIGH MEDIUM LOW

TRACK SURFACE SMOOTH MEDIUM BUMPY

TRACK TYPE HARD PACKED SOFT DIRT CLAY

CARPET BLUE GROOVE ASTRO TURF GRASS

TRACK CONDITION DRY DUSTY WET MUD

DIFFERENTIAL TYPE

FRONT	MIDDLE	REAR
GEAR DIFF <input type="checkbox"/>	GEAR DIFF <input type="checkbox"/>	GEAR DIFF <input type="checkbox"/>
BALL DIFF <input type="checkbox"/>	SLIPPER <input type="checkbox"/>	BALL DIFF <input type="checkbox"/>
OIL <input type="checkbox"/>	OIL <input type="checkbox"/>	OIL <input type="checkbox"/>

SATELLITE GEARS

FRONT	MIDDLE	REAR
COMPOSITE <input type="checkbox"/>	COMPOSITE <input type="checkbox"/>	COMPOSITE <input type="checkbox"/>
STEEL <input type="checkbox"/>	STEEL <input type="checkbox"/>	STEEL <input type="checkbox"/>

CROWN GEAR

FRONT	MIDDLE	REAR
40T <input type="checkbox"/>	SLIPPER <input type="checkbox"/>	CROWN GEAR <input type="checkbox"/>
41T <input type="checkbox"/>	mm <input type="text"/>	40T <input type="checkbox"/>
	SLIPPER ADJUSTMENT	41T <input type="checkbox"/>

GEARING

PINION SPUR GEAR

SHOCKS

FRONT	REAR
<input type="checkbox"/>	<input type="checkbox"/>
<input type="checkbox"/>	<input type="checkbox"/>
<input type="checkbox"/>	<input type="checkbox"/>
<input type="checkbox"/>	<input type="checkbox"/>

SHOCK TOWER

ALU GRAPHITE GRAPHITE ALU

ANTI ROLL BAR

THICKNESS mm

TIRES

FRONT	REAR
<input type="checkbox"/>	<input type="checkbox"/>
<input type="checkbox"/>	<input type="checkbox"/>
<input type="checkbox"/>	<input type="checkbox"/>
<input type="checkbox"/>	<input type="checkbox"/>

ELECTRONICS

MOTOR SPEEDO

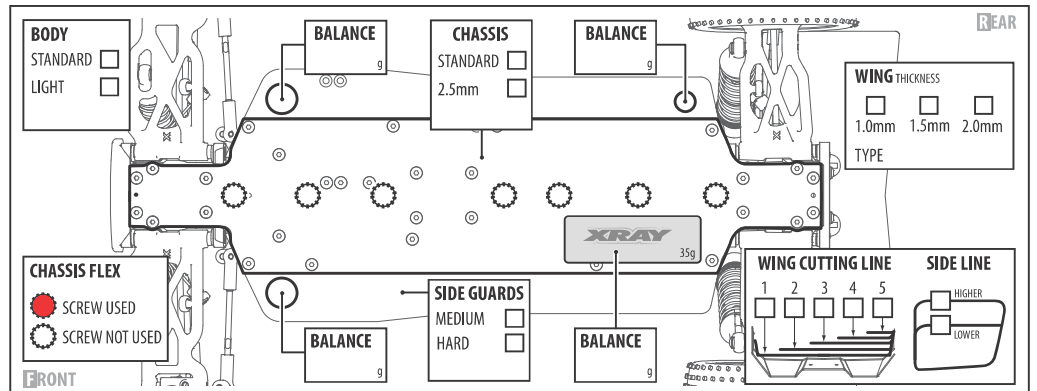
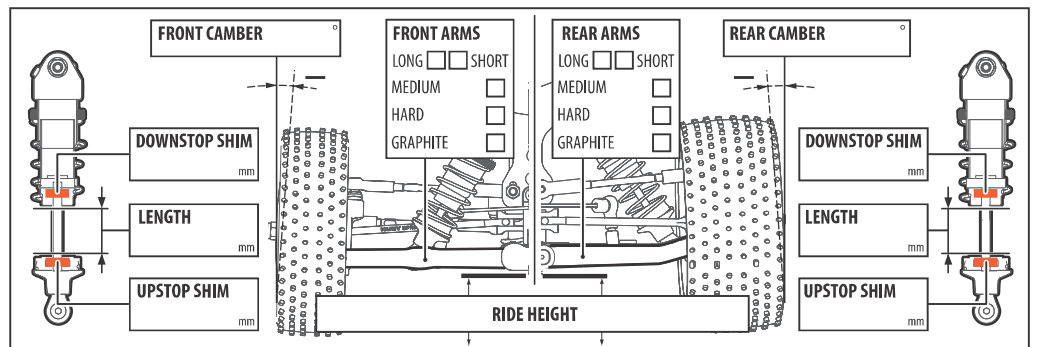
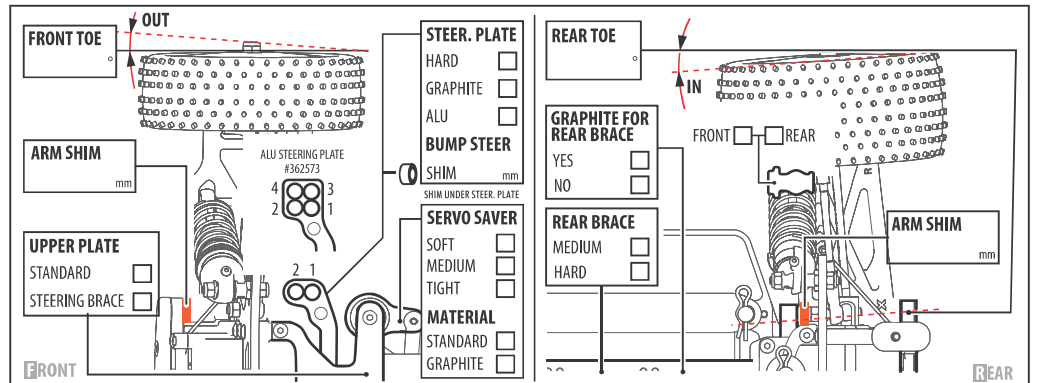
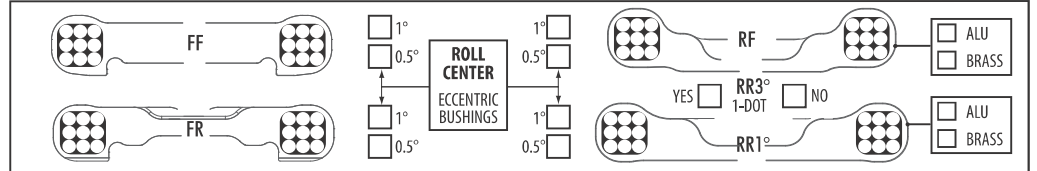
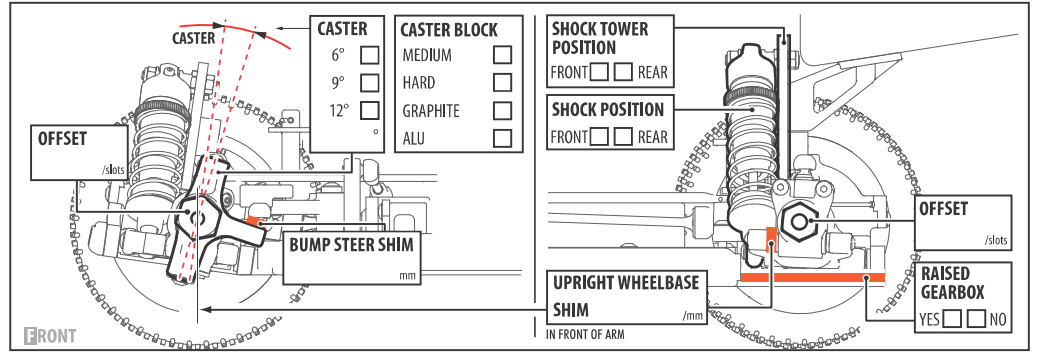
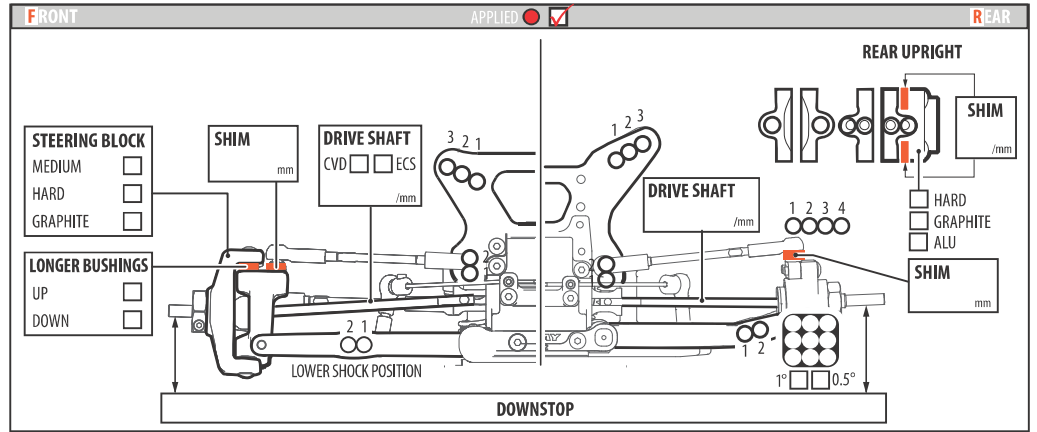
MOTOR TIMING BATTERY

ELECTRONICS LAYOUT

MOTOR POSITION FRONT REAR

BATTERY POSITION FRONT REAR

BATTERY SIZE STD. SHORT LOW SHORT



COMMENTS