

X-Factory X6² Setup Sheet

Do the math!

XFactoryRC.com – PetitRC.com – oOple.com
TeamAJ.jp – Select Import – DMS-Racing.com

Driver: _____ Date: _____

Track: _____

Event: _____

Track condition: Indoor ___ Outdoor ___ Blue Groove ___ Clay ___ Grass ___ Soft Dirt ___ Dusty ___ Sandy ___ Others _____
Tight _____ Open ___ Dry ___ Wet ___ Damp ___ Smooth _____ Rough ___ Slippery _____ High Bite

FRONT SUSPENSION

Ride Height: _____

Camber: _____

Toe: _____

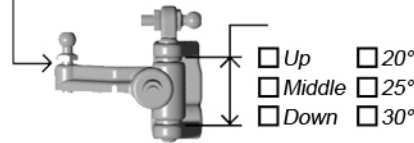

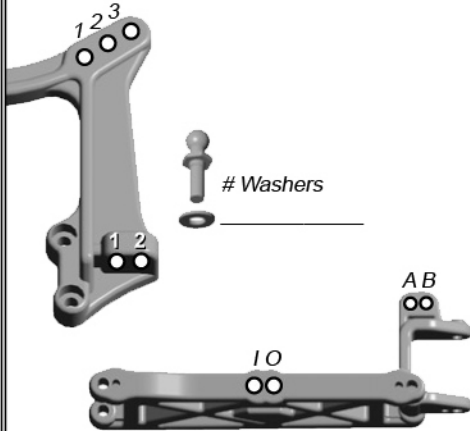
Ackerman: Forward ___ Back ___

Caster Block Position: Front ___ Middle ___ Back ___

Axle Trailing: Trailing ___ Inline ___

Spacers under inner Tie-Rod Ballstud

Bump Steer Spacers



SHOCKS

Brand: _____

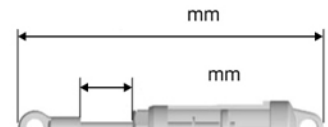
Spring: _____

Piston: _____
Standard ___ / Drilled ___

Oil: _____

Inner Limiter: _____

Outer Limiter: _____



Notes:

REAR SUSPENSION

Ride Height: _____

Camber: _____ Toe Bar: 3° / 4° _____

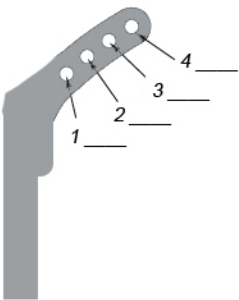
Extra hub Toe: _____

Anti-squat: _____

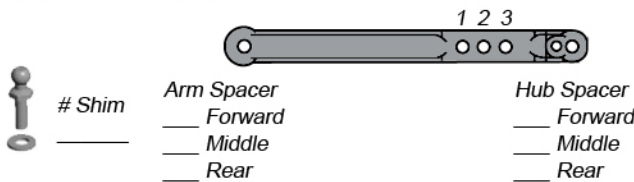
Roll bar: _____

Transmission height: _____

Driveshafts: _____ Outdrives: _____



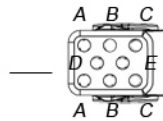
1 2 ES-001 ___ Up
___ Down



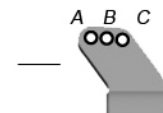
Shim _____

Arm Spacer
___ Forward
___ Middle
___ Rear

Hub Spacer
___ Forward
___ Middle
___ Rear



Shim _____



SHOCKS

Brand: _____

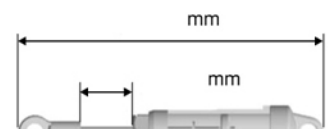
Spring: _____

Piston: _____
Standard ___ / Drilled ___

Oil: _____

Inner Limiter: _____

Outer Limiter: _____



Notes:

Front

Rear

COMMENTS

Tyres: _____

Insert: _____

Wheel: _____

Motor: _____

Pinion: _____ Spur: _____

ESC: _____

Battery: _____

Wing: _____