




BAG C

CHASSIS REAR

- C1 Assemble the bottom covers to the underside of the chassis using four 4-40 X 3/8" flat head screws. The screws go up from the bottom, through the covers, and thread into the chassis. Notice that the covers are mirror images and fit just one way. Make sure you put the correct one on the correct side. In the bottom photo you see the hole you've created for the rear hinge pin.



- C2 Assemble the motor plate support to the top of the chassis with two 4-40 X 1/4" flat head screws. The screws come up from under the chassis and thread into the support. Notice that the support is off-set to the right and should be installed that way.

