

FIREBOLT DM

1/10 RWD ELECTRIC COMPETITION OFFROAD BUGGY CAR KIT

SETUP SHEET



SHOCKS POSITION

CASTER BLOCK INSERT 0 2.5 5.0

SPACER _____ mm

UPPER CAMBER LINK 1 2 3 4

UPPER LINK 1 2

WHEEL SPACER _____ mm

STEERING SPACER _____ mm

SPACER FRONT REAR

SHOCKS POSITION

KICK-UP ANGLE: . 25° 30°

ADDITIONAL WEIGHT _____ g WEIGHT LOCATION _____

FRONT

GROUND CLEARANCE _____ mm

CAMBER ANGLE _____ °

TOE ANGLE _____ °

FRONT

SHOCK LENGTH _____ mm

STROKE _____ mm

PISTON _____

OIL _____

SPRING _____

LIMITERS: Inside _____ mm Outside _____ mm

REBOUND _____ %

NOTES _____

SHOCKS POSITION

REAR HUB LINK POSITION UP LOW

UPPER CAMBER LINK 1 2

SPACER _____ mm

SUSPENSION SPACER _____ mm

ANTI-SQUAT SPACER _____ mm

WHEEL SPACER _____ mm

TOE SPACER _____ mm

SWAY BAR _____ mm

SHOCKS POSITION

REAR

GROUND CLEARANCE _____ mm

CAMBER ANGLE _____ °

TOE ANGLE _____ °

REAR

SHOCK LENGTH _____ mm

STROKE _____ mm

PISTON _____

OIL _____

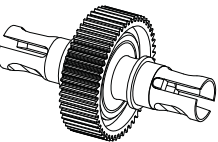
SPRING _____

LIMITERS: Inside _____ mm Outside _____ mm

REBOUND _____ %

NOTES _____

DIFFERENTIAL



DIFFERENTIAL TYPE :
BALL GEAR

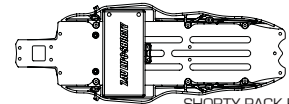
SETTING _____

OIL _____

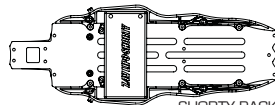
BATTERY POSITION



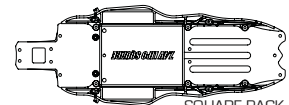
SHORTY PACK INLINE



SHORTY PACK BACKWARD



SHORTY PACK FORWARD



SQUARE PACK

FRONT TIRES

TIRE _____

COMPOUND _____

INSERT _____

WHEEL _____

NOTES _____

REAR TIRES

TIRE _____

COMPOUND _____

INSERT _____

WHEEL _____

NOTES _____

MOTOR _____ ROTOR _____ TIMING _____

SPUR _____ T PINION _____ T RATIO _____

ESC _____ SETUP _____ BATTERY _____

STEERING EXPO _____ BRAKE E.P. _____ THOTTLE EXPO _____

BODY _____ WING _____ ANGLE 6° 8° 10°