

# TS2

SETUP SHEET for the TeamC TS2

www.teamcracing.net

Driver \_\_\_\_\_

Track / City \_\_\_\_\_

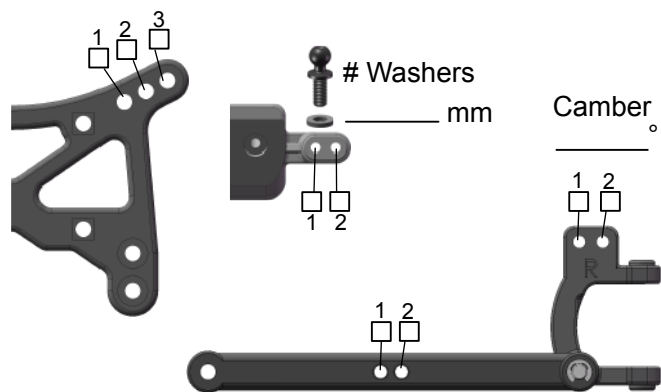
Event \_\_\_\_\_ Date \_\_\_\_ / \_\_\_\_ / \_\_\_\_

## Conditions

- |  |                                |                                       |                                       |
|--|--------------------------------|---------------------------------------|---------------------------------------|
| <input type="checkbox"/> Smooth        | <input type="checkbox"/> Bumpy | <input type="checkbox"/> Low traction | <input type="checkbox"/> Med traction |
| <input type="checkbox"/> High traction | <input type="checkbox"/> Sandy | <input type="checkbox"/> Soft dirt    | <input type="checkbox"/> Hard soil    |
| <input type="checkbox"/> Clay          | <input type="checkbox"/> Wet   | <input type="checkbox"/> Dry          | <input type="checkbox"/> Other        |

## Front Suspension

### Shock Mounting&Camber link



Ride height \_\_\_\_\_

Toe-in (+)/Out (-) \_\_\_\_\_°

Bump Steep Spacer \_\_\_\_\_

Caster

☐ 25°

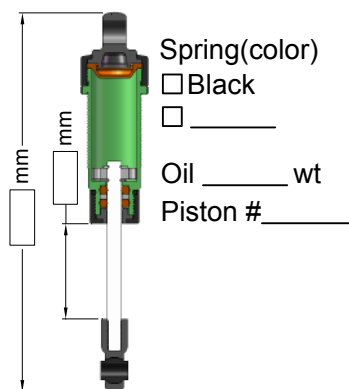
☐ 30°

# Washers

\_\_\_\_\_ mm

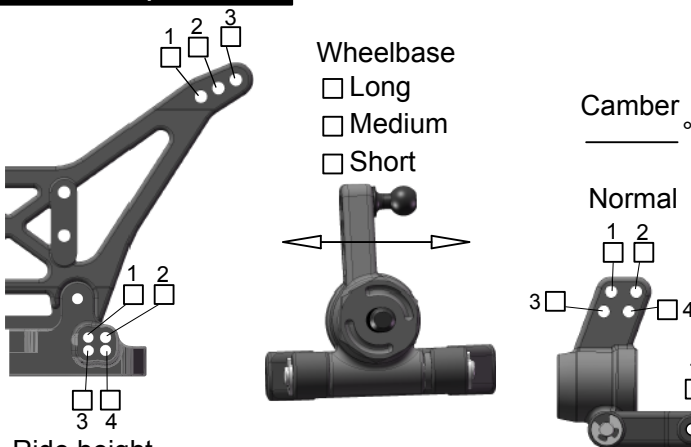


## Front Shocks



## Rear Suspension

### Shock Mounting&Camber link



Ride height \_\_\_\_\_

Wheelbase

☐ Long

☐ Medium

☐ Short

Camber \_\_\_\_\_°

Aluminum(Opt)

# Washers

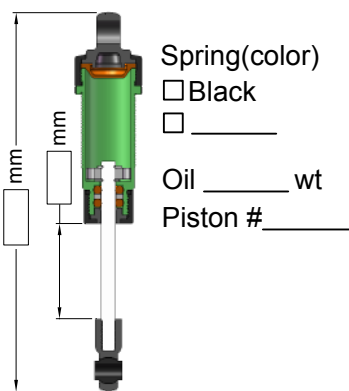
\_\_\_\_\_ mm

Normal

1 2 3

1 2 3

## Rear Shocks



## Front Tires&Wheels

Front Tires \_\_\_\_\_

Inserts \_\_\_\_\_ Wheels \_\_\_\_\_

## Rear Tires&Wheels

Rear Tires \_\_\_\_\_

Inserts \_\_\_\_\_ Wheels \_\_\_\_\_

## Radio/Batteries

Servo \_\_\_\_\_

Esc \_\_\_\_\_

Batteries \_\_\_\_\_

## Motor

Motor \_\_\_\_\_

Pinion/Spur \_\_\_\_\_ / \_\_\_\_\_

## Comments

Notes \_\_\_\_\_

\_\_\_\_\_  
\_\_\_\_\_