

TM4

SETUP SHEET for the TeamC TM4

Driver _____

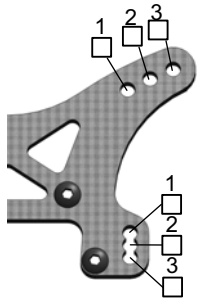
Track / City _____

Event _____ Date ____ / ____ / ____

Conditions

- Smooth Bumpy Low traction Med traction High traction
 Sandy Soft dirt Grass Hard soil Clay Wet Dry Dusty _____

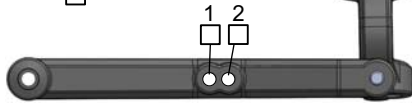
Front Suspension Shock Mounting & Camber link



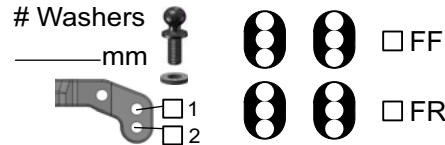
Anti-roll bar: _____ mm

Camber _____ °

Washers
_____ mm

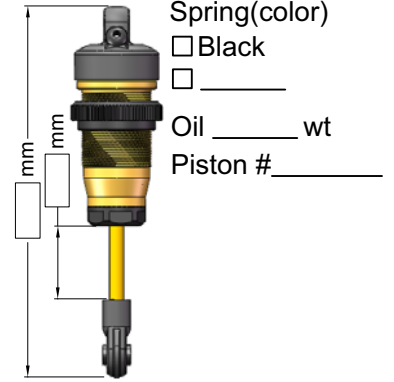


Toe-in (+)/Out (-) _____ °
Bump Steep Spacer _____

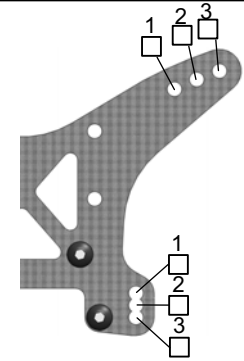


Ride height _____

Front Shocks

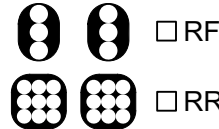
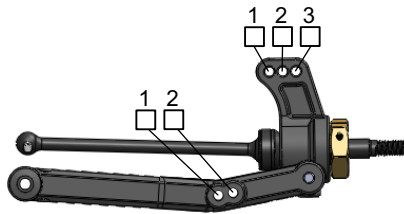


Rear Suspension Shock Mounting & Camber link



Anti-roll bar: _____ mm

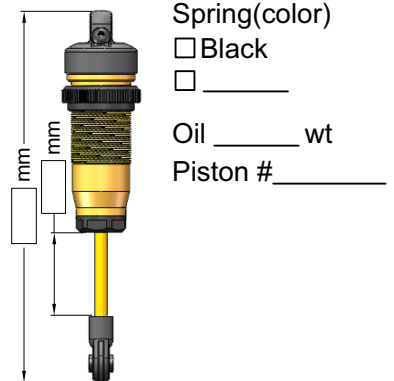
Camber _____ °



Wheelbase
 Long
 Medium
 Short

Ride height _____

Rear Shocks



Front Diff

Brand _____

Oil wt _____

Rear Diff

Brand _____

Oil wt _____

Front Tires & Wheels

Front Tires _____

Inserts _____ Wheels _____

Rear Tires & Wheels

Rear Tires _____

Inserts _____ Wheels _____

Batteries

Servo _____

Esc _____

Batteries _____

Motor

Motor _____

Pinion/Spur _____ / _____

Other

Wing _____

Wing Angle 4° 10°