

# TM4

## SETUP SHEET for the TeamC TM4

Driver \_\_\_\_\_

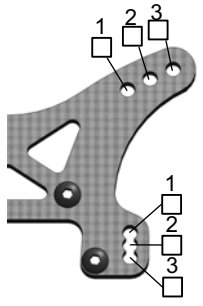
Track / City \_\_\_\_\_

Event \_\_\_\_\_ Date \_\_\_\_ / \_\_\_\_ / \_\_\_\_

### Conditions

- Smooth     Bumpy     Low traction     Med traction     High traction  
 Sandy     Soft dirt     Grass     Hard soil     Clay     Wet     Dry     Dusty     \_\_\_\_\_

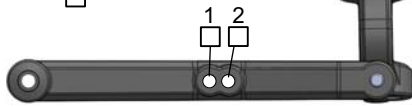
### Front Suspension Shock Mounting & Camber link



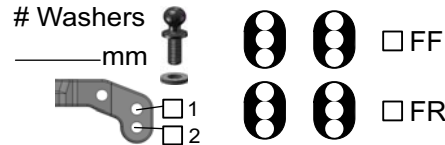
Anti-roll bar:  \_\_\_\_\_ mm

Camber \_\_\_\_\_ °

Washers  
\_\_\_\_\_ mm

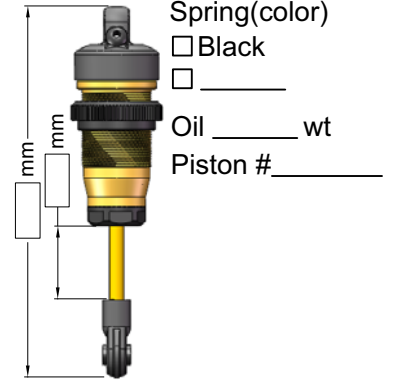


Toe-in (+)/Out (-) \_\_\_\_\_ °  
Bump Steep Spacer \_\_\_\_\_

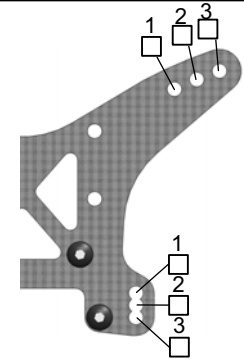


Ride height \_\_\_\_\_

### Front Shocks

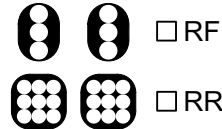
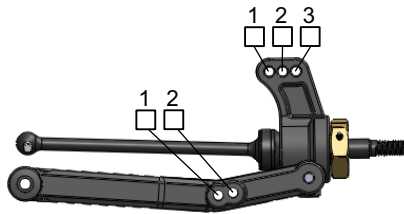


### Rear Suspension Shock Mounting & Camber link

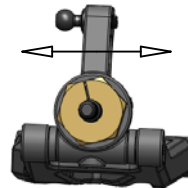


Anti-roll bar:  \_\_\_\_\_ mm

Camber \_\_\_\_\_ °

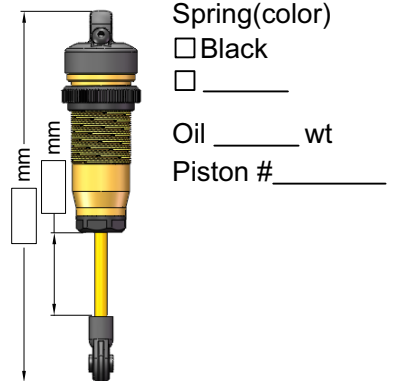


Wheelbase  
 Long  
 Medium  
 Short



Ride height \_\_\_\_\_

### Rear Shocks



### Front Diff

Brand \_\_\_\_\_

Oil wt \_\_\_\_\_

### Rear Diff

Brand \_\_\_\_\_

Oil wt \_\_\_\_\_

### Front Tires & Wheels

Front Tires \_\_\_\_\_

Inserts \_\_\_\_\_ Wheels \_\_\_\_\_

### Rear Tires & Wheels

Rear Tires \_\_\_\_\_

Inserts \_\_\_\_\_ Wheels \_\_\_\_\_

### Batteries

Servo \_\_\_\_\_

Esc \_\_\_\_\_

Batteries \_\_\_\_\_

### Motor

Motor \_\_\_\_\_

Pinion/Spur \_\_\_\_\_ / \_\_\_\_\_

### Other

Wing \_\_\_\_\_

Wing Angle  4°  10°