

TM4

SETUP SHEET for the TeamC TM4

Driver _____

Track / City _____

Event _____ Date ____ / ____ / ____

Conditions

☐ Smooth

☐ Bumpy

☐ Low traction

☐ Med traction

☐ High traction

☐ Sandy

☐ Soft dirt

☐ Grass

☐ Hard soil

☐ Clay

☐ Wet

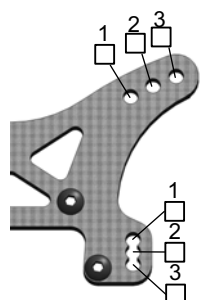
☐ Dry

☐ Dusty

☐ _____

Front Suspension

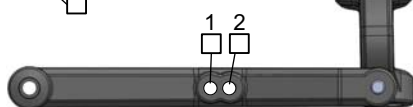
Shock Mounting&Camber link



Anti-roll bar: ☐ _____ mm

Camber _____ °

Washers
_____ mm



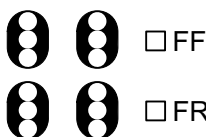
Toe-in (+)/Out (-) _____ °

Bump Steep Spacer _____



Washers

_____ mm

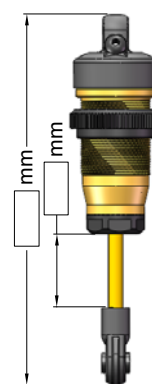


☐ FF

☐ FR

Ride height _____

Front Shocks



Spring(color)

☐ Black

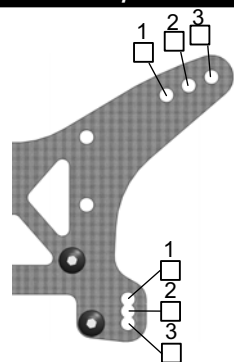
☐ _____

Oil _____ wt

Piston # _____

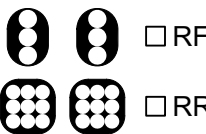
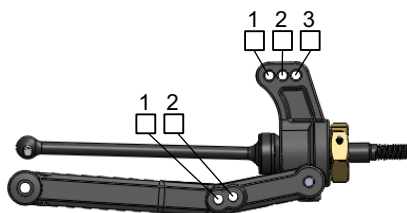
Rear Suspension

Shock Mounting&Camber link



Anti-roll bar: ☐ _____ mm

Camber _____ °



☐ RF

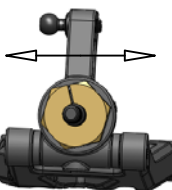
☐ RR

Wheelbase

☐ Long

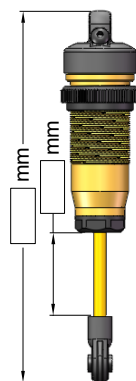
☐ Medium

☐ Short



Ride height _____

Rear Shocks



Spring(color)

☐ Black

☐ _____

Oil _____ wt

Piston # _____

Front Diff

Brand _____

Oil wt _____

Rear Diff

Brand _____

Oil wt _____

Front Tires&Wheels

Front Tires _____

Inserts _____ Wheels _____

Rear Tires&Wheels

Rear Tires _____

Inserts _____ Wheels _____

Batteries

Servo _____

Esc _____

Batteries _____

Motor

Motor _____

Pinion/Spur _____ / _____

Other

Wing _____

Wing Angle ☐ 4° ☐ 10°