

TC02C EVO

SETUP SHEET for the TeamC TC02C EVO

Driver _____

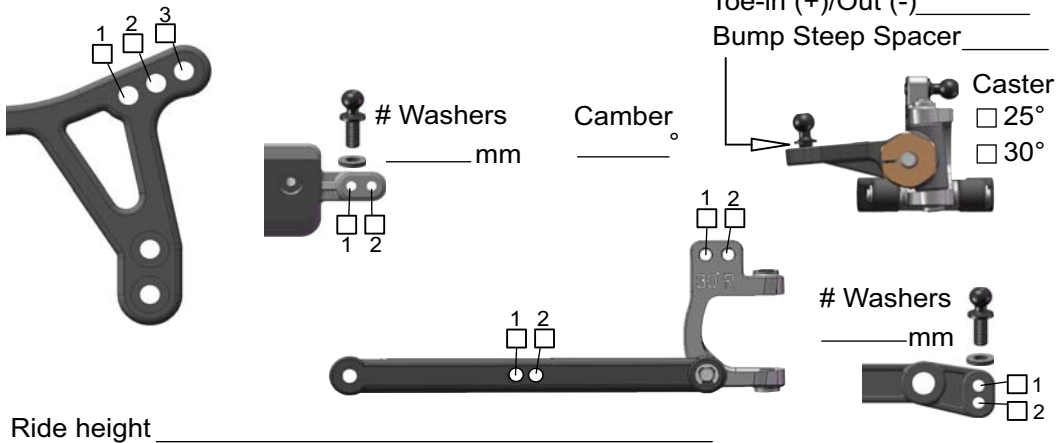
Track / City _____

Event _____ Date ____ / ____ / ____

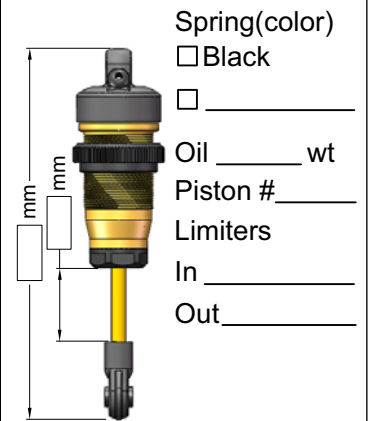
Conditions

- | | | | | |
|--|---------------------------------|------------------------------------|---------------------------------------|---------------------------------------|
| <input type="checkbox"/> High traction | <input type="checkbox"/> Smooth | <input type="checkbox"/> Bumpy | <input type="checkbox"/> Low traction | <input type="checkbox"/> Med traction |
| <input type="checkbox"/> Clay | <input type="checkbox"/> Sandy | <input type="checkbox"/> Soft dirt | <input type="checkbox"/> Grass | <input type="checkbox"/> Hard soil |
| <input type="checkbox"/> Wet | <input type="checkbox"/> Dry | <input type="checkbox"/> Dusty | <input type="checkbox"/> _____ | |

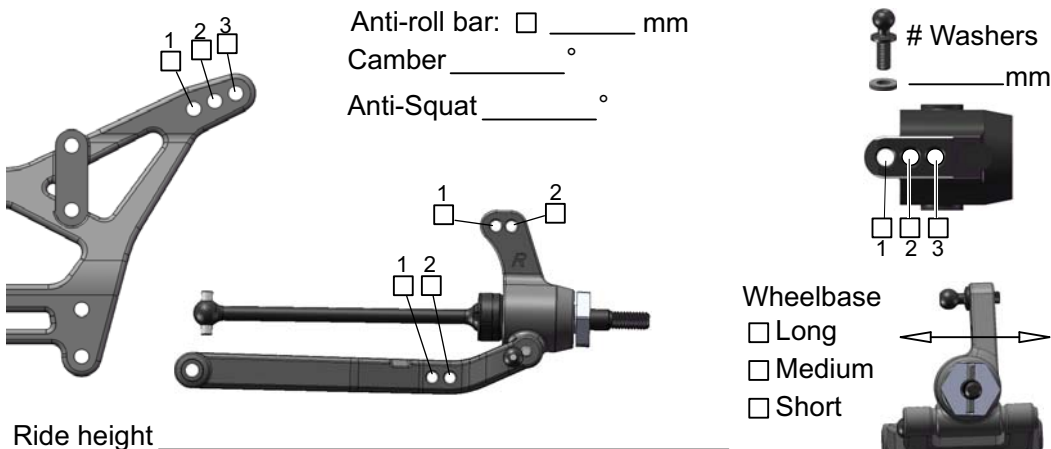
Front Suspension Shock Mounting & Camber link



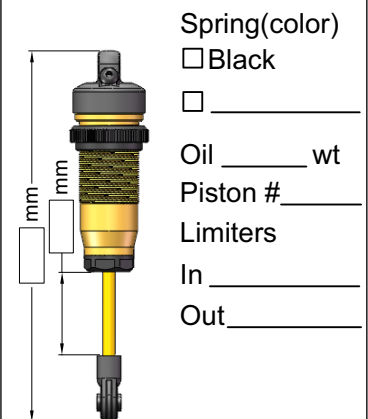
Front Shocks



Rear Suspension Shock Mounting & Camber link



Rear Shocks



Diff

Brand _____

Oil wt _____

Tires & Wheels

Front _____	Rear _____
Notes _____	Notes _____
Inserts _____ Wheels _____	Inserts _____ Wheels _____

Electronics

Servo _____

ESC _____

Setting _____

Motor _____

Timing _____

Pinion/Spur _____ / _____

Batteries _____

Body & Wing

Body _____

Wing _____

Wing Angle ☐ 4° ☐ 10°

Comments

Arn0