

Driver _____

Track / City _____

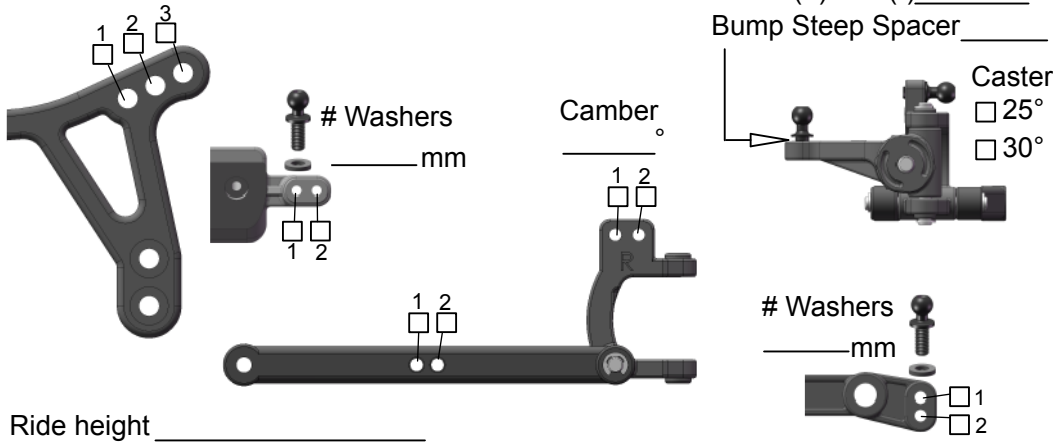
Event _____ Date ____ / ____ / ____

Conditions

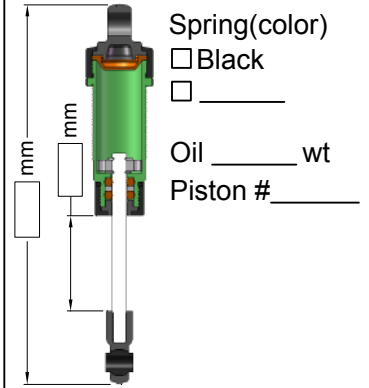
- | | | | | |
|--|---------------------------------|------------------------------------|---------------------------------------|---------------------------------------|
| <input type="checkbox"/> High traction | <input type="checkbox"/> Smooth | <input type="checkbox"/> Bumpy | <input type="checkbox"/> Low traction | <input type="checkbox"/> Med traction |
| <input type="checkbox"/> Clay | <input type="checkbox"/> Sandy | <input type="checkbox"/> Soft dirt | <input type="checkbox"/> Grass | <input type="checkbox"/> Hard soil |
| | <input type="checkbox"/> Wet | <input type="checkbox"/> Dry | <input type="checkbox"/> Dusty | <input type="checkbox"/> Other |

Front Suspension

Shock Mounting&Camber link

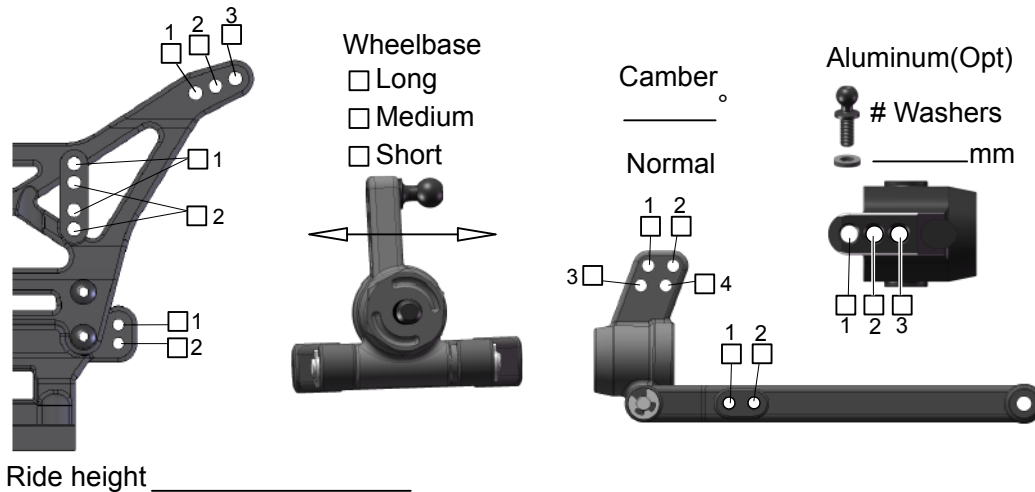


Front Shocks

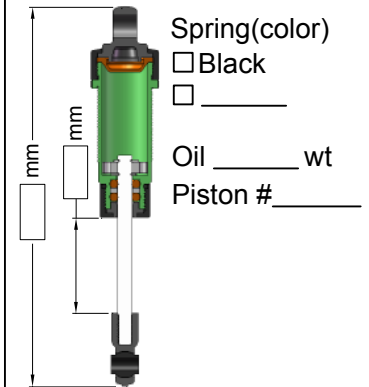


Rear Suspension

Shock Mounting&Camber link



Rear Shocks



Front Tires&Wheels

Front Tires _____
 Inserts _____ Wheels _____

Rear Tires&Wheels

Rear Tires _____
 Inserts _____ Wheels _____

Batteries

Servo _____
 Esc _____
 Batteries _____

Motor

Motor _____
 Pinion/Spur _____ / _____

Other

Wing _____
 Wing Angle 4° 10°

Comments

Notes _____